



Cumberland Farms # 1611

2447 ROUTE 55

HOPEWELL JUNCTION, NY





BUDWEISER
RESERVE
NITRO
6/12 CAN





Cumberland Farms # 1611

2447 ROUTE 55
HOPEWELL JUNCTION, NY





Cumberland Farms # 1611

2447 ROUTE 55
HOPEWELL JUNCTION , NY



JD LIGHT
EELS VAR
1/2 CAN (4
PC)





Cumberland Farms # 1611

2447 ROUTE 55
HOPEWELL JUNCTION, NY





Cumberland Farms # 1611

2447 ROUTE 55
HOPEWELL JUNCTION, NY





Cumberland Farms # 1611

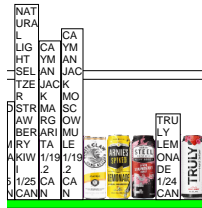
2447 ROUTE 55
HOPEWELL JUNCTION , NY





Cumberland Farms # 1611



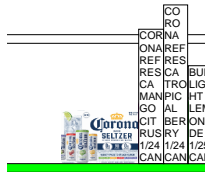
2447 ROUTE 55
HOPEWELL JUNCTION, NY





Cumberland Farms # 1611

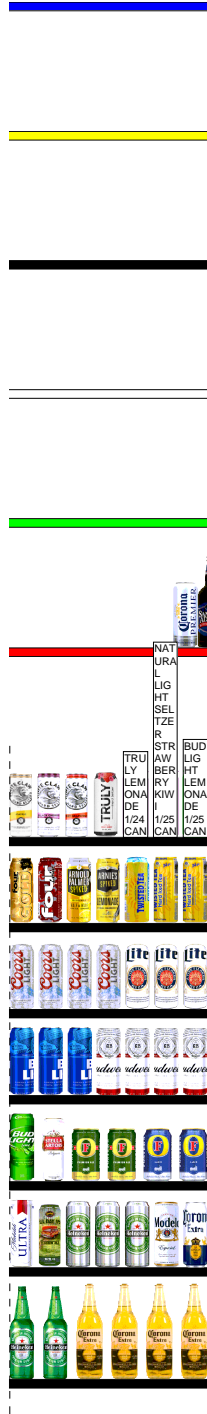
2447 ROUTE 55
HOPEWELL JUNCTION, NY





Cumberland Farms # 1611


2447 ROUTE 55
HOPEWELL JUNCTION, NY





Cumberland Farms # 1611

2447 ROUTE 55
HOPEWELL JUNCTION, NY





Cumberland Farms # 1611

2447 ROUTE 55
HOPEWELL JUNCTION, NY

Shelf Schematic Report

| 1_1 | | W: 23.00 in | D: 24.00 in | Avail Linear: 3.20 in | | | | | |
|--------------|--------------|------------------------------|-------------|-----------------------|----------|------|-------|------|--|
| Digit 12 UPC | 10 Digit UPC | Name | Facin... | Orientat... | Capacity | Unit | MVMT | DOS | |
| CAN | 1820061047 | BUSCH 12/12 CAN | 2 | Side | 8 | | 2.39 | 23.5 | |
| CAN | 1820011218 | BUD 18/12 CAN | 2 | Top 90 | 6 | | 4.19 | 10.0 | |
| 1_2 | | W: 23.00 in | D: 24.00 in | Avail Linear: 2.30 in | | | | | |
| Digit 12 UPC | 10 Digit UPC | Name | Facin... | Orientat... | Capacity | Unit | MVMT | DOS | |
| CAN | 1820061218 | BUSCH 18/12 CAN | 1 | Side | 1 | | 1.50 | 4.7 | |
| CAN | 1820086418 | BUSCH LIGHT 18/12 CAN | 1 | Side 90 | 2 | | 0.72 | 19.4 | |
| CAN | 2210000170 | PABST 12/12 CAN | 1 | Side 90 | 4 | | 0.96 | 29.2 | |
| 1_3 | | W: 23.00 in | D: 24.00 in | Avail Linear: 0.52 in | | | | | |
| Digit 12 UPC | 10 Digit UPC | Name | Facin... | Orientat... | Capacity | Unit | MVMT | DOS | |
| BOTTLE | 3410001509 | HIGH LIFE 12/12 BTL | 1 | Side | 2 | | 1.64 | 8.5 | |
| CAN | 7199048045 | KEYSTONE LIGHT 15/12 CAN | 1 | Side 90 | 2 | | 5.42 | 2.6 | |
| CAN | 7199028151 | KEYSTONE ICE 15/12 CAN | 1 | Side 90 | 2 | | 1.85 | 7.6 | |
| 1_4 | | W: 23.00 in | D: 24.00 in | Avail Linear: 2.17 in | | | | | |
| Digit 12 UPC | 10 Digit UPC | Name | Facin... | Orientat... | Capacity | Unit | MVMT | DOS | |
| CAN | 3410000016 | MILWAUKEES BEST ICE 6/16 CAN | 2 | Side | 12 | | 11.27 | 7.5 | |
| CAN | 3410000882 | ICEHOUSE 6/16 CAN | 1 | Side | 6 | | 3.27 | 12.8 | |
| CAN | 1820000426 | BUSCH LIGHT 6/16 CAN | 1 | Side | 6 | | 9.27 | 4.5 | |
| 1_5 | | W: 23.00 in | D: 24.00 in | Avail Linear: 2.22 in | | | | | |
| Digit 12 UPC | 10 Digit UPC | Name | Facin... | Orientat... | Capacity | Unit | MVMT | DOS | |
| CAN | 7199048008 | KEYSTONE LIGHT 6/16 CAN | 1 | Side | 6 | | 8.08 | 5.2 | |
| CAN | 2210000074 | PABST 6/16 CAN | 1 | Side | 6 | | 1.48 | 28.4 | |
| CAN | 1820000063 | BUSCH 6/16 CAN | 1 | Side | 6 | | 10.69 | 7.9 | |
| CAN | 1820000063 | BUSCH 6/16 CAN | 1 | Side | 6 | | 10.69 | 7.9 | |
| 1_6 | | W: 23.00 in | D: 24.00 in | Avail Linear: 2.18 in | | | | | |
| Digit 12 UPC | 10 Digit UPC | Name | Facin... | Orientat... | Capacity | Unit | MVMT | DOS | |
| CAN | 3410000007 | HIGH LIFE 6/16 CAN | 1 | Side | 3 | | 2.81 | 7.5 | |
| CAN | 7143940016 | ROLLING ROCK 6/16 CAN | 1 | Side | 3 | | 1.81 | 11.6 | |
| CAN | 1820025878 | NATTY DADDY 6/16 CAN | 2 | Side | 6 | | 5.15 | 8.1 | |
| 3_7 | | W: 23.00 in | D: 24.00 in | Avail Linear: 0.95 in | | | | | |
| Digit 12 UPC | 10 Digit UPC | Name | Facin... | Orientat... | Capacity | Unit | MVMT | DOS | |
| BOTTLE | 1820011308 | BUD 18/12 BTL | 1 | Side | 2 | | 2.00 | 7.0 | |
| BOTTLE | 1820000769 | BUD LIGHT 12/12 BTL | 1 | Side | 4 | | 7.46 | 3.8 | |
| BOTTLE | 1820053308 | BUD LIGHT 18/12 BTL | 1 | Side | 3 | | 1.50 | 14.0 | |
| 3_8 | | W: 23.00 in | D: 24.00 in | Avail Linear: 4.60 in | | | | | |
| Digit 12 UPC | 10 Digit UPC | Name | Facin... | Orientat... | Capacity | Unit | MVMT | DOS | |
| CAN | 1820011030 | BUD 30/12 CAN | 1 | Side | 2 | | 1.27 | 11.0 | |
| CAN | 1820053047 | BUD LIGHT 12/12 CAN | 1 | Top | 6 | | 8.58 | 4.9 | |
| 3_9 | | W: 23.00 in | D: 24.00 in | Avail Linear: 2.50 in | | | | | |
| Digit 12 UPC | 10 Digit UPC | Name | Facin... | Orientat... | Capacity | Unit | MVMT | DOS | |
| BOTTLE | 1820000771 | BUD 12/12 BTL | 1 | Side | 2 | | 2.46 | 5.7 | |
| CAN | 1820053030 | BUD LIGHT 30/12 CAN | 1 | Front | 3 | | 1.81 | 11.6 | |
| 3_10 | | W: 23.00 in | D: 24.00 in | Avail Linear: 0.86 in | | | | | |
| Digit 12 UPC | 10 Digit UPC | Name | Facin... | Orientat... | Capacity | Unit | MVMT | DOS | |
| CAN | 1820008981 | BUD 8/16 CAN | 1 | Top 90 | 4 | | 1.35 | 20.8 | |
| CAN | 1820053218 | BUD LIGHT 18/12 CAN | 1 | Top | 6 | | 9.12 | 4.6 | |
| 3_11 | | W: 23.00 in | D: 24.00 in | Avail Linear: 2.68 in | | | | | |
| Digit 12 UPC | 10 Digit UPC | Name | Facin... | Orientat... | Capacity | Unit | MVMT | DOS | |
| CAN | 1820011047 | BUD 12/12 CAN | 1 | Top | 6 | | 11.12 | 3.8 | |
| BOTTLE | 1820021979 | BUD 8/16 BTL (AL) | 1 | Side | 2 | | 1.12 | 12.6 | |
| CAN | 1820000016 | BUD 6/12 CAN | 1 | Side | 6 | | 2.85 | 14.8 | |
| 3_12 | | W: 23.00 in | D: 24.00 in | Avail Linear: 3.20 in | | | | | |
| Digit 12 UPC | 10 Digit UPC | Name | Facin... | Orientat... | Capacity | Unit | MVMT | DOS | |
| BOTTLE | 1820000834 | BUD 6/12 BTL | 1 | Side | 3 | | 2.85 | 7.4 | |
| BOTTLE | 1820020998 | BUD LIGHT 8/16 BTL (AL) | 1 | Side | 2 | | 2.29 | 6.1 | |
| CAN | 1820000106 | BUD LIGHT 6/12 CAN | 1 | Side | 6 | | 3.27 | 12.8 | |
| BOTTLE | 1820000833 | BUD LIGHT 6/12 BTL | 1 | Side | 3 | | 4.46 | 4.7 | |
| 4_13 | | W: 23.00 in | D: 24.00 in | Avail Linear: 2.60 in | | | | | |



Cumberland Farms # 1611

**2447 ROUTE 55
HOPEWELL JUNCTION, NY**

Shelf Schematic Report

| 1_1 | | W: 23.00 in | D: 24.00 in | Avail Linear: 3.20 in | | | | |
|--------------|--------------|--|-------------|-----------------------|----------|------|------|-----|
| Digit 12 UPC | 10 Digit UPC | Name | Facin... | Orientat... | Capacity | Unit | MVMT | DOS |
| BOTTLE | 7199030078 | COORS LIGHT 18/12 BTL | 1 | Side | 2 | 1.54 | 9.1 | |
| BOTTLE | 7199030069 | COORS LIGHT 12/12 BTL | 1 | Side | 4 | 8.46 | 3.3 | |
| CAN | 7199000048 | COORS LIGHT 12/12 CAN | 1 | Side | 4 | 7.27 | 3.9 | |
| 4_14 | | W: 23.00 in | D: 24.00 in | Avail Linear: 2.32 in | | | | |
| Digit 12 UPC | 10 Digit UPC | Name | Facin... | Orientat... | Capacity | Unit | MVMT | DOS |
| CAN | 3410057340 | LITE 18/12 CAN | 1 | Side 90 | 2 | 5.04 | 2.8 | |
| CAN | 7199030030 | COORS LIGHT 30/12 CAN | 1 | Side | 2 | 1.58 | 8.9 | |
| CAN | 7199000047 | COORS BANQUET 12/12 CAN | 1 | Top 90 | 3 | 1.89 | 11.1 | |
| 4_15 | | W: 23.00 in | D: 24.00 in | Avail Linear: 3.06 in | | | | |
| Digit 12 UPC | 10 Digit UPC | Name | Facin... | Orientat... | Capacity | Unit | MVMT | DOS |
| BOTTLE | 3410057509 | LITE 12/12 BTL | 1 | Side | 2 | 2.04 | 6.9 | |
| CAN | 3410057636 | LITE 12/12 CAN | 1 | Side | 2 | 3.27 | 4.3 | |
| BOTTLE | 7199030104 | COORS LIGHT 9/16 BTL (AL) | 1 | Front | 3 | 3.12 | 6.7 | |
| 4_16 | | W: 23.00 in | D: 24.00 in | Avail Linear: 2.58 in | | | | |
| Digit 12 UPC | 10 Digit UPC | Name | Facin... | Orientat... | Capacity | Unit | MVMT | DOS |
| BOTTLE | 7199030005 | COORS LIGHT 6/12 BTL | 1 | Side | 3 | 3.46 | 6.1 | |
| CAN | 7199000008 | COORS LIGHT 6/12 CAN | 1 | Side | 3 | 4.04 | 5.2 | |
| CAN | 7199032000 | COORS LIGHT 6/16 CAN | 1 | Side | 3 | 1.39 | 15.2 | |
| BOTTLE | 8992427891 | YUENGLING LAGER 6/12 BTL | 1 | Side | 3 | 3.73 | 5.6 | |
| 4_17 | | W: 23.00 in | D: 24.00 in | Avail Linear: 0.54 in | | | | |
| Digit 12 UPC | 10 Digit UPC | Name | Facin... | Orientat... | Capacity | Unit | MVMT | DOS |
| BOTTLE | 3410051605 | LEINIES SEASONAL SHANDY 6/12 BTL | 1 | Side | 3 | 2.58 | 8.1 | |
| BOTTLE | 1820013986 | SHOCK TOP BELGIAN WHITE 6/12 BTL | 1 | Side | 3 | 1.38 | 15.3 | |
| BOTTLE | 1820012982 | LANDSHARK 6/12 BTL | 1 | Side | 3 | 1.36 | 15.4 | |
| BOTTLE | 8992427896 | YUENGLING LAGER 12/12 BTL | 1 | Side | 2 | 1.81 | 7.7 | |
| 4_18 | | W: 23.00 in | D: 24.00 in | Avail Linear: 2.89 in | | | | |
| Digit 12 UPC | 10 Digit UPC | Name | Facin... | Orientat... | Capacity | Unit | MVMT | DOS |
| BOTTLE | 75452700066 | NEW BELGIUM VOODOO RANGER IPA 6/12 BTL | 1 | Side | 3 | 1.35 | 15.6 | |
| BOTTLE | 75452700022 | NEW BELGIUM FAT TIRE 6/12 BTL | 1 | Side | 3 | 1.73 | 12.1 | |
| BOTTLE | 81760601020 | CAPTAIN LAWRENCE IPA 6/12 BTL | 1 | Side | 3 | 4.50 | 4.7 | |
| CAN | 86326700005 | NEWBURGH MEGA BOSS 4/16 CAN | 1 | Front | 4 | 2.39 | 11.7 | |
| 6_19 | | W: 23.00 in | D: 24.00 in | Avail Linear: 1.76 in | | | | |
| Digit 12 UPC | 10 Digit UPC | Name | Facin... | Orientat... | Capacity | Unit | MVMT | DOS |
| CAN | 7199030017 | COORS LIGHT 18/12 CAN | 1 | Top | 12 | 6.89 | 12.2 | |
| CAN | 1820096721 | MICHELOB ULTRA 18/12 CAN | 1 | Side | 3 | 3.50 | 6.0 | |
| 6_20 | | W: 23.00 in | D: 24.00 in | Avail Linear: 0.71 in | | | | |
| Digit 12 UPC | 10 Digit UPC | Name | Facin... | Orientat... | Capacity | Unit | MVMT | DOS |
| BOTTLE | 1820005989 | MICHELOB ULTRA 6/12 BTL | 1 | Front | 4 | 3.77 | 7.4 | |
| BOTTLE | 1820005990 | MICHELOB ULTRA 12/12 BTL | 1 | Side | 2 | 2.00 | 7.0 | |
| BOTTLE | 1820018992 | BUD LIGHT PLATINUM 12/12 BTL | 1 | Side | 2 | 1.23 | 17.1 | |
| 6_21 | | W: 23.00 in | D: 24.00 in | Avail Linear: 2.70 in | | | | |
| Digit 12 UPC | 10 Digit UPC | Name | Facin... | Orientat... | Capacity | Unit | MVMT | DOS |
| CAN | 85777500728 | SAINT ARCHER GOLD 6/12 CAN | 1 | Side 90 | 6 | 0.00 | 0.0 | |
| CAN | 85777500729 | SAINT ARCHER GOLD 12/12 CAN | 1 | Top 90 | 3 | 0.00 | 0.0 | |
| BOTTLE | 7289000011 | HEINEKEN 6/12 BTL | 1 | Front | 4 | 2.73 | 10.3 | |
| 6_22 | | W: 23.00 in | D: 24.00 in | Avail Linear: 0.87 in | | | | |
| Digit 12 UPC | 10 Digit UPC | Name | Facin... | Orientat... | Capacity | Unit | MVMT | DOS |
| CAN | 8378311010 | SIERRA NEVADA HAZY LITTLE THING IPA 6/12 CAN | 1 | Front 90 | 4 | 0.00 | 0.0 | |
| CAN | 1820099999a | BUD LIGHT PEELS VARIETY 12/12 CAN (BAD UPC) | 1 | Side | 2 | 0.00 | 0.0 | |
| BOTTLE | 78615000001 | STELLA ARTOIS 6/11.2 BTL | 1 | Side | 3 | 3.69 | 5.7 | |
| BOTTLE | 78615000014 | STELLA ARTOIS 12/11.2 BTL | 1 | Side | 2 | 2.12 | 6.6 | |
| 6_23 | | W: 23.00 in | D: 24.00 in | Avail Linear: 1.97 in | | | | |
| Digit 12 UPC | 10 Digit UPC | Name | Facin... | Orientat... | Capacity | Unit | MVMT | DOS |
| BOTTLE | 8769230050 | SAMUEL ADAMS SEASONAL 6/12 BTL (A) | 1 | Side | 3 | 3.08 | 6.8 | |
| BOTTLE | 8769200127 | SAMUEL ADAMS REBEL IPA 6/12 BTL | 1 | Side | 3 | 2.12 | 9.9 | |
| CAN | 7199009593 | BLUE MOON LIGHT SKY 4/6/12 CAN | 1 | Front 90 | 1 | 0.00 | 0.0 | |



Cumberland Farms # 1611

**2447 ROUTE 55
HOPEWELL JUNCTION, NY**

Shelf Schematic Report

| 1_1 | | W: 23.00 in | D: 24.00 in | Avail Linear: 3.20 in | | | | | |
|--------------|--------------|---|-------------|-----------------------|----------|-------------|----------|-----------|------|
| BOTTLE | 7199009511 | BLUE MOON BELGIAN WHITE 6/12 BTL | | | 1 | Side | 3 | 4.08 | 5.2 |
| 6_24 | | W: 23.00 in | D: 24.00 in | Avail Linear: 3.23 in | | | | | |
| Digit 12 UPC | 10 Digit UPC | Name | | | Facin... | Orientat... | Capacity | Unit MVMT | DOS |
| BOTTLE | 8769210012 | SAMUEL ADAMS BOSTON LAGER 6/12 BTL | | | 1 | Side | 3 | 1.46 | 14.4 |
| BOTTLE | 8769282102 | ANGRY ORCHARD CRISP APPLE 6/12 BTL | | | 1 | Side | 3 | 4.58 | 4.6 |
| BOTTLE | 8769275102 | TWISTED TEA HALF AND HALF 6/12 BTL | | | 1 | Side | 3 | 2.77 | 7.6 |
| BOTTLE | 8769283102 | TWISTED TEA ORIGINAL 6/12 BTL | | | 1 | Side | 3 | 3.46 | 6.1 |
| 7_25 | | W: 23.00 in | D: 24.00 in | Avail Linear: 2.55 in | | | | | |
| Digit 12 UPC | 10 Digit UPC | Name | | | Facin... | Orientat... | Capacity | Unit MVMT | DOS |
| BOTTLE | 8066095615 | CORONA 12/12 BTL | | | 1 | Side | 4 | 9.27 | 3.0 |
| BOTTLE | 8066095675 | CORONA LIGHT 12/12 BTL | | | 1 | Side | 4 | 6.00 | 4.7 |
| CAN | 8066095711 | MODELO ESPECIAL 18/12 CAN | | | 1 | Top 90 | 3 | 0.00 | 0.0 |
| 7_26 | | W: 23.00 in | D: 24.00 in | Avail Linear: 0.92 in | | | | | |
| Digit 12 UPC | 10 Digit UPC | Name | | | Facin... | Orientat... | Capacity | Unit MVMT | DOS |
| BOTTLE | 8066095605 | CORONA 6/12 BTL | | | 1 | Side | 3 | 6.73 | 3.1 |
| BOTTLE | 3354495041 | CORONA PREMIER 6/12 BTL | | | 1 | Side | 3 | 1.65 | 12.7 |
| BOTTLE | 8066095625 | CORONA LIGHT 6/12 BTL | | | 1 | Side | 3 | 1.96 | 10.7 |
| BOTTLE | 8066095765 | MODELO ESPECIAL 6/12 BTL | | | 1 | Side | 2 | 1.23 | 11.4 |
| 7_27 | | W: 23.00 in | D: 24.00 in | Avail Linear: 1.53 in | | | | | |
| Digit 12 UPC | 10 Digit UPC | Name | | | Facin... | Orientat... | Capacity | Unit MVMT | DOS |
| BOTTLE | 7289000016 | HEINEKEN 12/12 BTL | | | 1 | Side | 2 | 2.88 | 4.9 |
| CAN | 8066095715 | MODELO ESPECIAL 12/12 CAN | | | 1 | Side | 2 | 2.65 | 5.3 |
| BOTTLE | 8066095757 | MODELO ESPECIAL 12/12 BTL | | | 1 | Side | 1 | 1.73 | 4.1 |
| 7_28 | | W: 23.00 in | D: 24.00 in | Avail Linear: 1.20 in | | | | | |
| Digit 12 UPC | 10 Digit UPC | Name | | | Facin... | Orientat... | Capacity | Unit MVMT | DOS |
| CAN | 63598554890 | WHITE CLAW VARIETY PACK 12/12 CAN | | | 1 | Top 90 | 3 | 7.35 | 2.9 |
| 635985100331 | 63598510033 | WHITE CLAW MANGO 12/12 CAN | | | 1 | Front 90 | 3 | 0.00 | 0.0 |
| CAN | 63598502598 | WHITE CLAW NATURAL LIME 6/12 CAN | | | 1 | Side | 3 | 0.00 | 0.0 |
| CAN | 63598520025 | WHITE CLAW BLACK CHERRY 6/12 CAN | | | 1 | Side | 3 | 6.27 | 3.3 |
| 7_29 | | W: 23.00 in | D: 24.00 in | Avail Linear: 0.14 in | | | | | |
| Digit 12 UPC | 10 Digit UPC | Name | | | Facin... | Orientat... | Capacity | Unit MVMT | DOS |
| CAN | 3410051680 | CAPE LINE VARIETY PACK 6/12 CAN | | | 1 | Side | 3 | 3.57 | 5.9 |
| CAN | 3354400043 | CORONA SELTZER VARIETY 12/12 CAN | | | 1 | Front 90 | 3 | 0.00 | 0.0 |
| CAN | 8769200686 | TRULY VARIETY BERRY 12/12 CAN (SLEEK) | | | 1 | Front 90 | 3 | 5.05 | 4.2 |
| CAN | 8769200804 | TRULY VARIETY TROPICAL 12/12 CAN (SLEEK) | | | 1 | Front 90 | 3 | 0.00 | 0.0 |
| 7_30 | | W: 23.00 in | D: 24.00 in | Avail Linear: 1.96 in | | | | | |
| Digit 12 UPC | 10 Digit UPC | Name | | | Facin... | Orientat... | Capacity | Unit MVMT | DOS |
| BOTTLE | 9200002000 | NOT YOUR FATHERS ROOT BEER 6/12 BTL | | | 1 | Side | 3 | 1.62 | 13.0 |
| BOTTLE | 63598510062 | MIKES HARD LEMONADE 6/11.2 BTL | | | 1 | Side | 3 | 2.54 | 8.3 |
| BOTTLE | 63598506744 | MIKES HARD BLACK CHERRY LEMONADE 6/11.2 BTL | | | 1 | Side | 3 | 2.96 | 7.1 |
| CAN | 3410051660 | HENRYS HARD SPARKLING VARIETY 12/12 CAN | | | 1 | Front 90 | 3 | 1.78 | 11.8 |
| 8_31 | | W: 23.00 in | D: 24.00 in | Avail Linear: 4.78 in | | | | | |
| Digit 12 UPC | 10 Digit UPC | Name | | | Facin... | Orientat... | Capacity | Unit MVMT | DOS |
| BOTTLE | 8066095641 | CORONA 1/24 BTL | | | 4 | Front | 28 | 16.73 | 11.7 |
| BOTTLE | 7289000478 | HEINEKEN 1/22 BTL | | | 2 | Front | 16 | 6.46 | 17.3 |
| 8_32 | | W: 23.00 in | D: 24.00 in | Avail Linear: 2.94 in | | | | | |
| Digit 12 UPC | 10 Digit UPC | Name | | | Facin... | Orientat... | Capacity | Unit MVMT | DOS |
| CAN | 8066095643 | CORONA 1/24 CAN | | | 1 | Front | 8 | 2.54 | 22.1 |
| CAN | 8066095721 | MODELO ESPECIAL 1/24 CAN | | | 1 | Front | 8 | 2.27 | 24.7 |
| CAN | 7289000119 | HEINEKEN 1/24 CAN | | | 3 | Front | 24 | 5.69 | 29.5 |
| CAN | 64286013024 | FOUNDERS ALL DAY SESSION IPA 1/19.2 CAN | | | 1 | Front | 9 | 0.00 | 0.0 |
| CAN | 1820025010 | MICHELOB ULTRA 1/25 CAN | | | 1 | Front | 8 | 3.62 | 15.5 |
| 8_33 | | W: 23.00 in | D: 24.00 in | Avail Linear: 4.33 in | | | | | |
| Digit 12 UPC | 10 Digit UPC | Name | | | Facin... | Orientat... | Capacity | Unit MVMT | DOS |
| CAN | 7089701331 | FOSTERS 1/25.4 CAN | | | 2 | Front | 14 | 18.85 | 5.2 |
| CAN | 7089718331 | FOSTERS PREMIUM 1/25.4 CAN | | | 2 | Front | 14 | 14.23 | 6.9 |
| CAN | 78615000170 | STELLA ARTOIS 1/19.2 CAN | | | 1 | Front | 9 | 4.89 | 12.9 |



Cumberland Farms # 1611

2447 ROUTE 55
HOPEWELL JUNCTION, NY

Shelf Schematic Report

| 1_1 | W: 23.00 in | D: 24.00 in | Avail Linear: 3.20 in | | | | | | |
|--------------|--------------|--|-----------------------|----------|-------------|----------|-------|------|-----|
| CAN | 1820025009 | BUD LIGHT LIME 1/25 CAN | | 1 | Front | 8 | 1.91 | 29.3 | |
| 8_34 | W: 23.00 in | D: 24.00 in | Avail Linear: 2.91 in | | | | | | |
| Digit 12 UPC | 10 Digit UPC | Name | | Facin... | Orientat... | Capacity | Unit | MVMT | DOS |
| CAN | 1820025000 | BUD 1/25 CAN | | 4 | Front | 32 | 31.46 | 7.1 | |
| CAN | 1820025001 | BUD LIGHT 1/25 CAN | | 3 | Front | 24 | 18.46 | 9.1 | |
| 8_35 | W: 23.00 in | D: 24.00 in | Avail Linear: 2.95 in | | | | | | |
| Digit 12 UPC | 10 Digit UPC | Name | | Facin... | Orientat... | Capacity | Unit | MVMT | DOS |
| CAN | 3410000355 | LITE 1/24 CAN | | 3 | Front | 24 | 7.62 | 22.1 | |
| CAN | 7199030065 | COORS LIGHT 1/24 CAN | | 4 | Front | 32 | 15.89 | 14.1 | |
| 8_36 | W: 23.00 in | D: 24.00 in | Avail Linear: 3.01 in | | | | | | |
| Digit 12 UPC | 10 Digit UPC | Name | | Facin... | Orientat... | Capacity | Unit | MVMT | DOS |
| CAN | 8769283231 | TWISTED TEA ORIGINAL 1/24 CAN | | 2 | Front | 16 | 28.19 | 4.0 | |
| CAN | 8769275231 | TWISTED TEA HALF AND HALF 1/24 CAN | | 1 | Front | 8 | 12.73 | 4.4 | |
| CAN | 61300875407 | ARNOLD PALMER SPIKED LEMONADE 1/24 CAN | | 1 | Front | 8 | 0.00 | 0.0 | |
| CAN | 61300874829 | ARNOLD PALMER SPIKED HALF AND HALF 1/24 CAN | | 1 | Front | 8 | 12.81 | 4.4 | |
| CAN | 89521600104 | FOUR LOKO FRUIT PUNCH 1/23.5 CAN (12) | | 1 | Front | 8 | 3.04 | 18.4 | |
| CAN | 84980600116 | FOUR LOKO GOLD 1/23.5 CAN (14) | | 1 | Front | 8 | 7.04 | 8.0 | |
| 8_37 | W: 23.00 in | D: 24.00 in | Avail Linear: 3.76 in | | | | | | |
| Digit 12 UPC | 10 Digit UPC | Name | | Facin... | Orientat... | Capacity | Unit | MVMT | DOS |
| CAN | 1820026067 | BUD LIGHT LEMONADE 1/25 CAN | | 1 | Front | 8 | 0.00 | 0.0 | |
| CAN | 1820026046 | NATURAL LIGHT SELTZER STRAWBERRY KIWI 1/25 CAN | | 1 | Front | 8 | 0.00 | 0.0 | |
| 087692010425 | 8769201042 | TRULY LEMONADE 1/24 CAN | | 1 | Front | 8 | 0.00 | 0.0 | |
| CAN | 8769200951 | TRULY WILD BERRY 1/24 CAN | | 1 | Front | 8 | 0.00 | 0.0 | |
| CAN | 63598526044 | WHITE CLAW RUBY GRAPEFRUIT 1/19.2 CAN | | 1 | Front | 9 | 5.75 | 11.0 | |
| CAN | 63598526038 | WHITE CLAW BLACK CHERRY 1/19.2 CAN | | 1 | Front | 9 | 13.24 | 4.8 | |
| 635985260394 | 63598526039 | WHITE CLAW MANGO 1/19.2 CAN | | 1 | Front | 9 | 0.00 | 0.0 | |
| 9_38 | W: 23.00 in | D: 24.00 in | Avail Linear: 4.82 in | | | | | | |
| Digit 12 UPC | 10 Digit UPC | Name | | Facin... | Orientat... | Capacity | Unit | MVMT | DOS |
| BOTTLE | 1820000455 | BUD 1/18 BTL | | 3 | Front | 24 | 4.69 | 35.8 | |
| BOTTLE | 8780000034 | COORS LIGHT 1/18 BTL | | 1 | Front | 8 | 0.00 | 0.0 | |
| BOTTLE | 7199030036 | COORS LIGHT 1/22 BTL | | 1 | Front | 8 | 1.46 | 38.3 | |
| BOTTLE | 3410000622 | OLDE ENGLISH 800 1/42 BTL | | 1 | Front | 6 | 1.13 | 37.3 | |
| 9_39 | W: 23.00 in | D: 24.00 in | Avail Linear: 2.91 in | | | | | | |
| Digit 12 UPC | 10 Digit UPC | Name | | Facin... | Orientat... | Capacity | Unit | MVMT | DOS |
| CAN | 1820025013 | NATTY DADDY 1/25 CAN | | 4 | Front | 32 | 38.08 | 5.9 | |
| CAN | 1820025008 | NATURAL ICE 1/25 CAN | | 2 | Front | 16 | 23.92 | 4.7 | |
| CAN | 1820025002 | NATURAL LIGHT 1/25 CAN | | 1 | Front | 8 | 6.92 | 8.1 | |
| 9_40 | W: 23.00 in | D: 24.00 in | Avail Linear: 3.15 in | | | | | | |
| Digit 12 UPC | 10 Digit UPC | Name | | Facin... | Orientat... | Capacity | Unit | MVMT | DOS |
| CAN | 7199048024 | KEYSTONE LIGHT 1/24 CAN | | 2 | Front | 16 | 6.65 | 16.8 | |
| CAN | 7199047712 | KEYSTONE ICE 1/24 CAN | | 2 | Front | 16 | 12.73 | 8.8 | |
| CAN | 6821300119 | MOLSON XXX 1/24 CAN | | 3 | Front | 24 | 32.77 | 5.1 | |
| 9_41 | W: 23.00 in | D: 24.00 in | Avail Linear: 2.92 in | | | | | | |
| Digit 12 UPC | 10 Digit UPC | Name | | Facin... | Orientat... | Capacity | Unit | MVMT | DOS |
| CAN | 8992460024 | YUENGLING LAGER 1/24 CAN | | 1 | Front | 8 | 11.23 | 5.0 | |
| CAN | 7199010071 | COORS BANQUET 1/24 CAN | | 1 | Front | 8 | 6.32 | 8.9 | |
| CAN | 7143900601 | ROLLING ROCK 1/25 CAN | | 2 | Front | 16 | 14.31 | 7.8 | |
| CAN | 2210000004 | PABST 1/24 CAN | | 2 | Front | 16 | 4.27 | 26.2 | |
| CAN | 7825000328 | STEEL RESERVE 211 1/24 CAN | | 1 | Front | 8 | 3.42 | 16.4 | |
| 9_42 | W: 23.00 in | D: 24.00 in | Avail Linear: 2.93 in | | | | | | |
| Digit 12 UPC | 10 Digit UPC | Name | | Facin... | Orientat... | Capacity | Unit | MVMT | DOS |
| CAN | 3410000323 | REDDS WICKED 1/24 CAN | | 1 | Front | 8 | 4.96 | 11.3 | |
| CAN | 3410000349 | REDDS WICKED WATERMELON 1/24 CAN | | 1 | Front | 8 | 3.04 | 18.4 | |
| CAN | 3410000387 | REDDS WICKED BLACK CHERRY 1/24 CAN | | 1 | Front | 8 | 2.46 | 22.7 | |
| CAN | 3410000871 | STEEL RESERVE ALLOY SPIKED STRAWBERRY BURST 1/2... | | 1 | Front | 8 | 0.00 | 0.0 | |
| CAN | 7825000627 | STEEL RESERVE ALLOY SPIKED BLUE RAZZ 1/24 CAN | | 1 | Front | 8 | 2.62 | 21.4 | |
| CAN | 7825000610 | STEEL RESERVE ALLOY SPIKED PUNCH 1/24 CAN | | 1 | Front | 8 | 2.65 | 21.2 | |



Cumberland Farms # 1611

**2447 ROUTE 55
HOPEWELL JUNCTION, NY**

Shelf Schematic Report

| 1_1 | | W: 23.00 in | D: 24.00 in | Avail Linear: 3.20 in | | | | |
|--------------|--------------|--|-------------|-----------------------|-------------|----------|----------|------|
| CAN | 7825000633 | STEEL RESERVE ALLOY SPIKED TROPIC STORM 1/24 CAN | | 1 | Front | 8 | 5.31 | 10.6 |
| 9_43 | | W: 23.00 in | D: 24.00 in | Avail Linear: 3.59 in | | | | |
| Digit 12 UPC | 10 Digit UPC | Name | | Facin... | Orientat... | Capacity | Unit MVM | DOS |
| CAN | 81582901085 | CAYMAN JACK MARGARITA 1/19.2 CAN | | 1 | Front | 9 | 0.00 | 0.0 |
| CAN | 81582901082 | CAYMAN JACK MOSCOW MULE 1/19.2 CAN | | 1 | Front | 9 | 0.00 | 0.0 |
| CAN | 3354400033 | CORONA REFRESCA TROPICAL BERRY 1/24 CAN | | 1 | Front | 8 | 0.00 | 0.0 |
| CAN | 3354400024 | CORONA REFRESCA MANGO CITRUS 1/24 CAN | | 1 | Front | 8 | 0.00 | 0.0 |
| CAN | 63598513215 | MIKES HARDER BLACKCHERRY LEMONADE 1/23.5 CAN | | 1 | Front | 8 | 4.94 | 11.3 |
| CAN | 63598524985 | MIKES HARDER CRANBERRY LEMONADE 1/23.5 CAN | | 1 | Front | 8 | 7.19 | 7.8 |
| CAN | 63598524583 | MIKES HARDER LEMONADE 1/23.5 CAN | | 1 | Front | 8 | 11.00 | 5.1 |
| 9_44 | | W: 23.00 in | D: 24.00 in | Avail Linear: 4.04 in | | | | |
| Digit 12 UPC | 10 Digit UPC | Name | | Facin... | Orientat... | Capacity | Unit MVM | DOS |
| CAN | 1820025014 | BUD LIGHT LIME LIME-A-RITA 1/25 CAN | | 1 | Front | 8 | 4.12 | 13.6 |
| CAN | 1820025505 | BUD LIGHT LIME STRAW-BER-RITA 1/25 CAN | | 1 | Front | 8 | 1.89 | 29.7 |
| CAN | 7199017049 | BLUE MOON BELGIAN WHITE 1/24 CAN | | 1 | Front | 8 | 0.00 | 0.0 |
| CAN | 635985010... | MIKES HARDER CRANBERRY LEMONADE 1/16 CAN | | 1 | Front | 9 | 7.73 | 8.1 |
| CAN | 635985010... | MIKES HARDER BLACK CHERRY LEMONADE 1/16 CAN | | 1 | Front | 9 | 5.60 | 11.3 |
| CAN | 635985258... | MIKES HARDER LEMONADE 1/16 CAN | | 1 | Front | 9 | 24.96 | 2.5 |
| CAN | 8780000049S | SMITH AND FORGE 1/16 CAN | | 1 | Front | 9 | 3.40 | 18.5 |