



Cumberland Farms # 1617

251 HIGHLAND AVE
MIDDLETOWN, NY





Cumberland Farms # 1617

251 HIGHLAND AVE
MIDDLETOWN, NY





Cumberland Farms # 1617


251 HIGHLAND AVE
MIDDLETOWN, NY





Cumberland Farms # 1617


251 HIGHLAND AVE
MIDDLETOWN, NY





Cumberland Farms # 1617


251 HIGHLAND AVE
MIDDLETOWN, NY





Cumberland Farms # 1617


251 HIGHLAND AVE
MIDDLETOWN, NY





Cumberland Farms # 1617

251 HIGHLAND AVE
MIDDLETOWN, NY





Cumberland Farms # 1617

**251 HIGHLAND AVE
MIDDLETOWN, NY**

Shelf Schematic Report

| 1_1 | | W: 22.00 in | D: 26.50 in | Avail Linear: 3.44 in | | | | |
|--------------|--------------|---|-------------|-----------------------|----------|-------|------|-----|
| Digit 12 UPC | 10 Digit UPC | Name | Facin... | Orientat... | Capacity | Unit | MVMT | DOS |
| BOTTLE | 8780000034 | COORS LIGHT 1/18 BTL | 1 | Front | 9 | 0.00 | 0.0 | |
| BOTTLE | 8066095641 | CORONA 1/24 BTL | 2 | Front | 16 | 12.00 | 9.3 | |
| BOTTLE | 7289000478 | HEINEKEN 1/22 BTL | 2 | Front | 18 | 6.54 | 19.3 | |
| BOTTLE | 3410000622 | OLDE ENGLISH 800 1/42 BTL | 1 | Front | 7 | 2.16 | 22.7 | |
| 1_2 | | W: 22.00 in | D: 26.50 in | Avail Linear: 1.93 in | | | | |
| Digit 12 UPC | 10 Digit UPC | Name | Facin... | Orientat... | Capacity | Unit | MVMT | DOS |
| CAN | 1820025006 | BUD ICE 1/25 CAN | 1 | Front | 9 | 5.62 | 11.2 | |
| CAN | 7143900601 | ROLLING ROCK 1/25 CAN | 1 | Front | 9 | 3.46 | 18.2 | |
| CAN | 3410000820 | MILWAUKEES BEST ICE 1/24 CAN | 1 | Front | 9 | 5.27 | 12.0 | |
| CAN | 1820025013 | NATTY DADDY 1/25 CAN | 2 | Front | 18 | 29.35 | 4.3 | |
| CAN | 1820025008 | NATURAL ICE 1/25 CAN | 1 | Front | 9 | 10.39 | 6.1 | |
| CAN | 6821300119 | MOLSON XXX 1/24 CAN | 1 | Front | 9 | 2.81 | 22.4 | |
| 1_3 | | W: 22.00 in | D: 26.50 in | Avail Linear: 2.03 in | | | | |
| Digit 12 UPC | 10 Digit UPC | Name | Facin... | Orientat... | Capacity | Unit | MVMT | DOS |
| CAN | 3410000005 | HIGH LIFE 1/24 CAN | 1 | Front | 9 | 3.00 | 21.0 | |
| CAN | 7199047712 | KEYSTONE ICE 1/24 CAN | 2 | Front | 18 | 23.19 | 5.4 | |
| CAN | 7199048024 | KEYSTONE LIGHT 1/24 CAN | 1 | Front | 9 | 5.50 | 11.5 | |
| CAN | 1820025003 | BUSCH 1/25 CAN | 1 | Front | 9 | 2.85 | 22.1 | |
| CAN | 7199010071 | COORS BANQUET 1/24 CAN | 1 | Front | 9 | 5.92 | 10.6 | |
| CAN | 6821309451 | MOLSON ICE 1/24 CAN | 1 | Front | 9 | 2.77 | 22.8 | |
| 1_4 | | W: 22.00 in | D: 26.50 in | Avail Linear: 1.93 in | | | | |
| Digit 12 UPC | 10 Digit UPC | Name | Facin... | Orientat... | Capacity | Unit | MVMT | DOS |
| CAN | 1820025001 | BUD LIGHT 1/25 CAN | 1 | Front | 9 | 19.62 | 3.2 | |
| CAN | 1820025000 | BUD 1/25 CAN | 3 | Front | 27 | 48.39 | 3.9 | |
| CAN | 7199030065 | COORS LIGHT 1/24 CAN | 2 | Front | 18 | 16.50 | 7.6 | |
| CAN | 3410000355 | LITE 1/24 CAN | 1 | Front | 9 | 5.00 | 12.6 | |
| 1_5 | | W: 22.00 in | D: 26.50 in | Avail Linear: 2.27 in | | | | |
| Digit 12 UPC | 10 Digit UPC | Name | Facin... | Orientat... | Capacity | Unit | MVMT | DOS |
| CAN | 3410000387 | REDDS WICKED BLACK CHERRY 1/24 CAN | 1 | Front | 9 | 2.00 | 31.5 | |
| CAN | 3410000323 | REDDS WICKED 1/24 CAN | 1 | Front | 9 | 5.54 | 11.4 | |
| CAN | 1820025505 | BUD LIGHT LIME STRAW-BER-RITA 1/25 CAN | 1 | Front | 9 | 7.35 | 8.6 | |
| CAN | 1820026067 | BUD LIGHT LEMONADE 1/25 CAN | 1 | Front | 9 | 0.00 | 0.0 | |
| CAN | 64286013024 | FOUNDERS ALL DAY SESSION IPA 1/19.2 CAN | 1 | Front | 10 | 0.00 | 0.0 | |
| CAN | 7199017049 | BLUE MOON BELGIAN WHITE 1/24 CAN | 1 | Front | 9 | 2.19 | 28.7 | |
| CAN | 1820025010 | MICHELOB ULTRA 1/25 CAN | 1 | Front | 9 | 1.81 | 34.8 | |
| 1_6 | | W: 22.00 in | D: 26.50 in | Avail Linear: 2.68 in | | | | |
| Digit 12 UPC | 10 Digit UPC | Name | Facin... | Orientat... | Capacity | Unit | MVMT | DOS |
| CAN | 3354400024 | CORONA REFRESCA MANGO CITRUS 1/24 CAN | 1 | Front | 9 | 0.00 | 0.0 | |
| CAN | 3354400033 | CORONA REFRESCA TROPICAL BERRY 1/24 CAN | 1 | Front | 9 | 0.00 | 0.0 | |
| CAN | 8769200951 | TRULY WILD BERRY 1/24 CAN | 1 | Front | 9 | 0.00 | 0.0 | |
| 087692010425 | 8769201042 | TRULY LEMONADE 1/24 CAN | 1 | Front | 9 | 0.00 | 0.0 | |
| 635985260394 | 63598526039 | WHITE CLAW MANGO 1/19.2 CAN | 1 | Front | 10 | 0.00 | 0.0 | |
| CAN | 63598526038 | WHITE CLAW BLACK CHERRY 1/19.2 CAN | 1 | Front | 10 | 2.67 | 26.2 | |
| CAN | 63598526044 | WHITE CLAW RUBY GRAPEFRUIT 1/19.2 CAN | 1 | Front | 10 | 2.80 | 25.0 | |
| 2_7 | | W: 22.00 in | D: 26.50 in | Avail Linear: 1.37 in | | | | |
| Digit 12 UPC | 10 Digit UPC | Name | Facin... | Orientat... | Capacity | Unit | MVMT | DOS |
| BOTTLE | 8066095615 | CORONA 12/12 BTL | 1 | Side | 4 | 9.77 | 4.3 | |
| CAN | 8066095695 | CORONA 12/12 CAN | 1 | Side | 4 | 1.10 | 25.6 | |
| CAN | 8066095711 | MODELO ESPECIAL 18/12 CAN | 1 | Side 90 | 4 | 0.00 | 0.0 | |
| 2_8 | | W: 22.00 in | D: 26.50 in | Avail Linear: 1.17 in | | | | |
| Digit 12 UPC | 10 Digit UPC | Name | Facin... | Orientat... | Capacity | Unit | MVMT | DOS |
| BOTTLE | 8066095615 | CORONA 12/12 BTL | 1 | Side | 2 | 9.77 | 4.3 | |
| BOTTLE | 8066095675 | CORONA LIGHT 12/12 BTL | 1 | Side | 2 | 1.11 | 12.7 | |
| BOTTLE | 3354495041 | CORONA PREMIER 6/12 BTL | 1 | Side | 3 | 1.35 | 15.6 | |
| 2_9 | | W: 22.00 in | D: 26.50 in | Avail Linear: 1.17 in | | | | |
| Digit 12 UPC | 10 Digit UPC | Name | Facin... | Orientat... | Capacity | Unit | MVMT | DOS |



Cumberland Farms # 1617

251 HIGHLAND AVE
MIDDLETOWN, NY

Shelf Schematic Report

| 1_1 | | W: 22.00 in | D: 26.50 in | Avail Linear: 3.44 in | | | | |
|--------------|--------------|--|-------------|-----------------------|----------|------|------|-----|
| BOTTLE | 8066095605 | CORONA 6/12 BTL | 1 | Front | 4 | 6.04 | 4.6 | |
| BOTTLE | 8066095625 | CORONA LIGHT 6/12 BTL | 1 | Front | 4 | 1.46 | 19.2 | |
| BOTTLE | 3354495051 | CORONA FAMILIAR 6/12 BTL | 1 | Side | 3 | 1.85 | 11.4 | |
| 2_10 | | W: 22.00 in | D: 26.50 in | Avail Linear: 4.11 in | | | | |
| Digit 12 UPC | 10 Digit UPC | Name | Facin... | Orientat... | Capacity | Unit | MVMT | DOS |
| CAN | 7089718331 | FOSTERS PREMIUM 1/25.4 CAN | 1 | Front | 8 | 8.50 | 6.6 | |
| CAN | 7089701331 | FOSTERS 1/25.4 CAN | 1 | Front | 8 | 6.77 | 8.3 | |
| CAN | 8066095643 | CORONA 1/24 CAN | 1 | Front | 9 | 3.92 | 16.1 | |
| CAN | 8066095721 | MODELO ESPECIAL 1/24 CAN | 1 | Front | 9 | 4.85 | 13.0 | |
| CAN | 7289000119 | HEINEKEN 1/24 CAN | 1 | Front | 8 | 4.40 | 12.7 | |
| CAN | 78615000170 | STELLA ARTOIS 1/19.2 CAN | 1 | Front | 10 | 5.42 | 12.9 | |
| 2_11 | | W: 22.00 in | D: 26.50 in | Avail Linear: 2.01 in | | | | |
| Digit 12 UPC | 10 Digit UPC | Name | Facin... | Orientat... | Capacity | Unit | MVMT | DOS |
| CAN | 61300874829 | ARNOLD PALMER SPIKED HALF AND HALF 1/24 CAN | 1 | Front | 9 | 3.63 | 17.4 | |
| CAN | 61300875407 | ARNOLD PALMER SPIKED LEMONADE 1/24 CAN | 1 | Front | 9 | 0.00 | 0.0 | |
| CAN | 8769275231 | TWISTED TEA HALF AND HALF 1/24 CAN | 1 | Front | 9 | 5.58 | 11.3 | |
| CAN | 8769283231 | TWISTED TEA ORIGINAL 1/24 CAN | 1 | Front | 9 | 4.54 | 13.9 | |
| CAN | 84980600095 | FOUR LOKO SOUR APPLE 1/23.5 CAN (14) | 1 | Front | 9 | 1.96 | 32.1 | |
| CAN | 84980600116 | FOUR LOKO GOLD 1/23.5 CAN (14) | 1 | Front | 9 | 3.00 | 21.0 | |
| CAN | 3410000871 | STEEL RESERVE ALLOY SPIKED STRAWBERRY BURST 1/2... | 1 | Front | 9 | 0.00 | 0.0 | |
| 2_12 | | W: 22.00 in | D: 26.50 in | Avail Linear: 3.10 in | | | | |
| Digit 12 UPC | 10 Digit UPC | Name | Facin... | Orientat... | Capacity | Unit | MVMT | DOS |
| CAN | 1820026046 | NATURAL LIGHT SELTZER STRAWBERRY KIWI 1/25 CAN | 1 | Front | 9 | 0.00 | 0.0 | |
| CAN | 81582901085 | CAYMAN JACK MARGARITA 1/19.2 CAN | 1 | Front | 10 | 0.00 | 0.0 | |
| CAN | 81582901082 | CAYMAN JACK MOSCOW MULE 1/19.2 CAN | 1 | Front | 10 | 0.00 | 0.0 | |
| CAN | 63598525891 | MIKES HARDER MANGO PUNCH 1/23.5 CAN | 1 | Front | 9 | 1.94 | 32.5 | |
| CAN | 63598524985 | MIKES HARDER CRANBERRY LEMONADE 1/23.5 CAN | 1 | Front | 9 | 2.57 | 24.5 | |
| CAN | 635985010... | MIKES HARDER CRANBERRY LEMONADE 1/16 CAN | 1 | Front | 10 | 2.04 | 34.3 | |
| CAN | 635985258... | MIKES HARDER LEMONADE 1/16 CAN | 1 | Front | 10 | 5.54 | 12.6 | |
| 3_13 | | W: 22.00 in | D: 26.50 in | Avail Linear: 0.53 in | | | | |
| Digit 12 UPC | 10 Digit UPC | Name | Facin... | Orientat... | Capacity | Unit | MVMT | DOS |
| BOTTLE | 8066095757 | MODELO ESPECIAL 12/12 BTL | 1 | Side | 4 | 3.85 | 7.3 | |
| CAN | 8066095715 | MODELO ESPECIAL 12/12 CAN | 1 | Side | 4 | 2.00 | 14.0 | |
| BOTTLE | 7289000016 | HEINEKEN 12/12 BTL | 1 | Side | 4 | 2.54 | 11.0 | |
| 3_14 | | W: 22.00 in | D: 26.50 in | Avail Linear: 1.73 in | | | | |
| Digit 12 UPC | 10 Digit UPC | Name | Facin... | Orientat... | Capacity | Unit | MVMT | DOS |
| CAN | 8066095755 | MODELO ESPECIAL 6/12 CAN | 1 | Side | 6 | 1.65 | 25.4 | |
| BOTTLE | 7289000011 | HEINEKEN 6/12 BTL | 1 | Front | 5 | 3.81 | 9.2 | |
| CAN | 7289000020 | HEINEKEN 12/12 CAN | 1 | Side 90 | 4 | 0.00 | 0.0 | |
| 3_15 | | W: 22.00 in | D: 26.50 in | Avail Linear: 2.21 in | | | | |
| Digit 12 UPC | 10 Digit UPC | Name | Facin... | Orientat... | Capacity | Unit | MVMT | DOS |
| BOTTLE | 8066095785 | MODELO NEGRA 6/12 BTL | 1 | Side | 2 | 0.74 | 19.0 | |
| BOTTLE | 8066095765 | MODELO ESPECIAL 6/12 BTL | 1 | Side | 2 | 3.21 | 4.4 | |
| BOTTLE | 78615000014 | STELLA ARTOIS 12/11.2 BTL | 1 | Side | 2 | 1.19 | 11.7 | |
| 3_16 | | W: 22.00 in | D: 26.50 in | Avail Linear: 2.49 in | | | | |
| Digit 12 UPC | 10 Digit UPC | Name | Facin... | Orientat... | Capacity | Unit | MVMT | DOS |
| CAN | 63598554890 | WHITE CLAW VARIETY PACK 12/12 CAN | 1 | Front 90 | 3 | 0.48 | 43.8 | |
| CAN | 8769200804 | TRULY VARIETY TROPICAL 12/12 CAN (SLEEK) | 1 | Front 90 | 3 | 0.00 | 0.0 | |
| BOTTLE | 78615000001 | STELLA ARTOIS 6/11.2 BTL | 1 | Front | 5 | 2.23 | 15.7 | |
| 3_17 | | W: 22.00 in | D: 26.50 in | Avail Linear: 1.87 in | | | | |
| Digit 12 UPC | 10 Digit UPC | Name | Facin... | Orientat... | Capacity | Unit | MVMT | DOS |
| CAN | 63598526087 | WHITE CLAW MANGO 6/12 CAN | 1 | Side | 3 | 0.00 | 0.0 | |
| CAN | 63598520025 | WHITE CLAW BLACK CHERRY 6/12 CAN | 1 | Side | 3 | 1.46 | 14.4 | |
| CAN | 1820020208 | BUD LIGHT SELTZER 12/12 CAN | 1 | Side | 2 | 0.00 | 0.0 | |
| CAN | 3354400043 | CORONA SELTZER VARIETY 12/12 CAN | 1 | Front 90 | 3 | 0.00 | 0.0 | |
| 3_18 | | W: 22.00 in | D: 26.50 in | Avail Linear: 1.47 in | | | | |
| Digit 12 UPC | 10 Digit UPC | Name | Facin... | Orientat... | Capacity | Unit | MVMT | DOS |



Cumberland Farms # 1617

**251 HIGHLAND AVE
MIDDLETOWN, NY**

Shelf Schematic Report

| 1_1 | | W: 22.00 in | D: 26.50 in | Avail Linear: 3.44 in | | | | | | |
|--------------|--------------|--|-------------|-----------------------|----------|------|------|-----|--|--|
| Digit 12 UPC | 10 Digit UPC | Name | Facin... | Orientat... | Capacity | Unit | MVMT | DOS | | |
| BOTTLE | 8200072385 | SMIRNOFF ICE ORIGINAL 6/11.2 BTL | 1 | Side | 3 | 0.73 | 28.7 | | | |
| BOTTLE | 63598506744 | MIKES HARD BLACK CHERRY LEMONADE 6/11.2 BTL | 1 | Side | 3 | 1.25 | 16.8 | | | |
| CAN | 3410098959 | HENRYS HARD SPARKLING VARIETY 6/12 CAN (TROPICI... | 1 | Side | 3 | 0.50 | 42.0 | | | |
| CAN | 3410051680 | CAPE LINE VARIETY PACK 6/12 CAN | 1 | Front 90 | 5 | 1.00 | 35.0 | | | |
| 4_19 | | W: 22.00 in | D: 26.50 in | Avail Linear: 0.61 in | | | | | | |
| BOTTLE | 1820096721 | MICHELOB ULTRA 18/12 CAN | 1 | Top 90 | 3 | 5.73 | 3.7 | | | |
| CAN | 7199030017 | COORS LIGHT 18/12 CAN | 1 | Side 90 | 3 | 2.85 | 7.4 | | | |
| BOTTLE | 7199030078 | COORS LIGHT 18/12 BTL | 1 | Side | 2 | 0.71 | 19.8 | | | |
| 4_20 | | W: 22.00 in | D: 26.50 in | Avail Linear: 0.73 in | | | | | | |
| BOTTLE | 1820005989 | MICHELOB ULTRA 6/12 BTL | 1 | Front | 5 | 1.84 | 19.0 | | | |
| CAN | 85777500729 | SAINT ARCHER GOLD 12/12 CAN | 1 | Front 90 | 4 | 0.00 | 0.0 | | | |
| BOTTLE | 7199030005 | COORS LIGHT 6/12 BTL | 1 | Front | 5 | 1.96 | 17.9 | | | |
| 4_21 | | W: 22.00 in | D: 26.50 in | Avail Linear: 0.58 in | | | | | | |
| CAN | 1820099999a | BUD LIGHT PEELS VARIETY 12/12 CAN (BAD UPC) | 1 | Side | 2 | 0.00 | 0.0 | | | |
| CAN | 85777500728 | SAINT ARCHER GOLD 6/12 CAN | 1 | Front 90 | 5 | 0.00 | 0.0 | | | |
| CAN | 7199032000 | COORS LIGHT 6/16 CAN | 1 | Side | 3 | 0.91 | 23.0 | | | |
| CAN | 7199000008 | COORS LIGHT 6/12 CAN | 1 | Side | 3 | 1.13 | 18.7 | | | |
| 4_22 | | W: 22.00 in | D: 26.50 in | Avail Linear: 1.80 in | | | | | | |
| CAN | 1820020202 | BUDWEISER RESERVE NITRO 6/12 CAN | 1 | Side | 6 | 0.00 | 0.0 | | | |
| CAN | 8378311010 | SIERRA NEVADA HAZY LITTLE THING IPA 6/12 CAN | 1 | Front 90 | 5 | 0.00 | 0.0 | | | |
| BOTTLE | 73692011132 | GOOSE ISLAND IPA 6/12 BTL | 1 | Side | 3 | 0.77 | 27.3 | | | |
| BOTTLE | 1820014991 | BUD LIGHT LIME 6/12 BTL | 1 | Side | 3 | 0.71 | 29.7 | | | |
| 4_23 | | W: 22.00 in | D: 26.50 in | Avail Linear: 1.02 in | | | | | | |
| BOTTLE | 8769210012 | SAMUEL ADAMS BOSTON LAGER 6/12 BTL | 1 | Side | 3 | 0.96 | 21.8 | | | |
| CAN | 7199009593 | BLUE MOON LIGHT SKY 4/6/12 CAN | 1 | Front 90 | 1 | 0.00 | 0.0 | | | |
| BOTTLE | 7199009511 | BLUE MOON BELGIAN WHITE 6/12 BTL | 1 | Side | 3 | 0.64 | 32.8 | | | |
| BOTTLE | 75452700066 | NEW BELGIUM VOODOO RANGER IPA 6/12 BTL | 1 | Side | 3 | 2.60 | 8.1 | | | |
| 4_24 | | W: 22.00 in | D: 26.50 in | Avail Linear: 2.23 in | | | | | | |
| BOTTLE | 8769283102 | TWISTED TEA ORIGINAL 6/12 BTL | 1 | Side | 3 | 0.96 | 22.0 | | | |
| BOTTLE | 8769282102 | ANGRY ORCHARD CRISP APPLE 6/12 BTL | 1 | Side | 3 | 1.15 | 18.2 | | | |
| BOTTLE | 8769200127 | SAMUEL ADAMS REBEL IPA 6/12 BTL | 1 | Side | 3 | 1.60 | 13.1 | | | |
| BOTTLE | 8769230050 | SAMUEL ADAMS SEASONAL 6/12 BTL (A) | 1 | Side | 3 | 1.04 | 20.2 | | | |
| 5_25 | | W: 22.00 in | D: 26.50 in | Avail Linear: 1.90 in | | | | | | |
| CAN | 7199000048 | COORS LIGHT 12/12 CAN | 1 | Side | 4 | 2.46 | 11.4 | | | |
| BOTTLE | 7199030069 | COORS LIGHT 12/12 BTL | 1 | Side | 4 | 1.92 | 14.6 | | | |
| BOTTLE | 1820053308 | BUD LIGHT 18/12 BTL | 1 | Side | 2 | 0.48 | 29.4 | | | |
| 5_26 | | W: 22.00 in | D: 26.50 in | Avail Linear: 2.27 in | | | | | | |
| CAN | 3410057340 | LITE 18/12 CAN | 1 | Top 90 | 3 | 0.50 | 42.0 | | | |
| CAN | 1820053218 | BUD LIGHT 18/12 CAN | 1 | Top 90 | 3 | 1.35 | 15.6 | | | |
| CAN | 1820053047 | BUD LIGHT 12/12 CAN | 1 | Side | 4 | 2.19 | 12.8 | | | |
| CAN | 1820011047 | BUD 12/12 CAN | 1 | Side | 4 | 3.96 | 7.1 | | | |
| 5_27 | | W: 22.00 in | D: 26.50 in | Avail Linear: 2.68 in | | | | | | |
| BOTTLE | 1820000769 | BUD LIGHT 12/12 BTL | 1 | Front | 3 | 0.65 | 32.1 | | | |
| BOTTLE | 1820020998 | BUD LIGHT 8/16 BTL (AL) | 1 | Top | 4 | 1.04 | 27.0 | | | |
| 5_28 | | W: 22.00 in | D: 26.50 in | Avail Linear: 1.86 in | | | | | | |
| BOTTLE | 7199030104 | COORS LIGHT 9/16 BTL (AL) | 1 | Front | 3 | 1.81 | 11.6 | | | |
| BOTTLE | 3410057509 | LITE 12/12 BTL | 1 | Side | 2 | 0.62 | 22.8 | | | |



Cumberland Farms # 1617

251 HIGHLAND AVE
MIDDLETOWN, NY

Shelf Schematic Report

| 1_1 | | W: 22.00 in | D: 26.50 in | Avail Linear: 3.44 in | | | | | |
|--------------|--------------|------------------------------|-------------|-----------------------|----------|-------------|----------|-----------|-------|
| BOTTLE | 1820000834 | BUD 6/12 BTL | | | 1 | Side | 3 | 0.85 | 24.8 |
| 5_29 | | W: 22.00 in | D: 26.50 in | Avail Linear: 1.47 in | | | | | |
| Digit 12 UPC | 10 Digit UPC | Name | | | Facin... | Orientat... | Capacity | Unit MVMT | DOS |
| BOTTLE | 1820000833 | BUD LIGHT 6/12 BTL | | | 1 | Front | 5 | 0.96 | 36.5 |
| CAN | 1820000115 | BUD LIGHT 6/16 CAN | | | 1 | Side | 6 | 0.46 | 90.9 |
| CAN | 1820000016 | BUD 6/12 CAN | | | 1 | Front | 10 | 0.58 | 120.1 |
| 6_30 | | W: 22.00 in | D: 26.50 in | Avail Linear: 2.35 in | | | | | |
| Digit 12 UPC | 10 Digit UPC | Name | | | Facin... | Orientat... | Capacity | Unit MVMT | DOS |
| BOTTLE | 1820011308 | BUD 18/12 BTL | | | 1 | Side | 2 | 0.43 | 32.6 |
| CAN | 1820011218 | BUD 18/12 CAN | | | 1 | Top 90 | 3 | 0.54 | 38.7 |
| BOTTLE | 1820000771 | BUD 12/12 BTL | | | 1 | Side | 4 | 1.04 | 27.0 |
| 6_31 | | W: 22.00 in | D: 26.50 in | Avail Linear: 2.19 in | | | | | |
| Digit 12 UPC | 10 Digit UPC | Name | | | Facin... | Orientat... | Capacity | Unit MVMT | DOS |
| BOTTLE | 7143945712 | ROLLING ROCK 12/12 BTL | | | 1 | Side | 2 | 0.16 | 87.5 |
| CAN | 1820028521 | NATURDAYS 18/12 CAN | | | 1 | Side | 1 | 0.23 | 30.3 |
| BOTTLE | 3410001509 | HIGH LIFE 12/12 BTL | | | 1 | Side | 2 | 0.31 | 45.5 |
| 6_32 | | W: 22.00 in | D: 26.50 in | Avail Linear: 1.95 in | | | | | |
| Digit 12 UPC | 10 Digit UPC | Name | | | Facin... | Orientat... | Capacity | Unit MVMT | DOS |
| CAN | 1820000801 | BUSCH LIGHT 12/12 CAN | | | 1 | Top 90 | 3 | 0.62 | 33.9 |
| CAN | 7199028151 | KEYSTONE ICE 15/12 CAN | | | 1 | Side 90 | 4 | 0.11 | 252.3 |
| CAN | 7199048045 | KEYSTONE LIGHT 15/12 CAN | | | 1 | Side 90 | 4 | 0.14 | 205.9 |
| 6_33 | | W: 22.00 in | D: 26.50 in | Avail Linear: 1.45 in | | | | | |
| Digit 12 UPC | 10 Digit UPC | Name | | | Facin... | Orientat... | Capacity | Unit MVMT | DOS |
| CAN | 1820000063 | BUSCH 6/16 CAN | | | 3 | Side | 18 | 14.27 | 8.8 |
| CAN | 1820061047 | BUSCH 12/12 CAN | | | 1 | Top 90 | 3 | 5.35 | 3.9 |
| 6_34 | | W: 22.00 in | D: 26.50 in | Avail Linear: 1.09 in | | | | | |
| Digit 12 UPC | 10 Digit UPC | Name | | | Facin... | Orientat... | Capacity | Unit MVMT | DOS |
| CAN | 1820000426 | BUSCH LIGHT 6/16 CAN | | | 1 | Front | 5 | 3.39 | 10.3 |
| CAN | 3410000016 | MILWAUKEES BEST ICE 6/16 CAN | | | 1 | Side | 3 | 13.00 | 4.3 |
| CAN | 3410000016 | MILWAUKEES BEST ICE 6/16 CAN | | | 1 | Front | 5 | 13.00 | 4.3 |
| 6_35 | | W: 22.00 in | D: 26.50 in | Avail Linear: 1.19 in | | | | | |
| Digit 12 UPC | 10 Digit UPC | Name | | | Facin... | Orientat... | Capacity | Unit MVMT | DOS |
| CAN | 7199048008 | KEYSTONE LIGHT 6/16 CAN | | | 1 | Front | 5 | 0.96 | 36.5 |
| CAN | 1820025878 | NATTY DADDY 6/16 CAN | | | 1 | Front | 5 | 1.96 | 17.8 |
| CAN | 3410000007 | HIGH LIFE 6/16 CAN | | | 1 | Side | 3 | 0.46 | 45.5 |