



Clare Rose



King Kullen #23 Bay Shore
834 Sunrise Hwy.
23

32 Ft Cooler (8'/24')






Clare Rose



King Kullen #23 Bay Shore

834 Sunrise Hwy.

23



Print Date

5/2/2019

Segment Width: 48.00

Reset: 5/9/18

Page: 1 of 13



Clare Rose



King Kullen #23 Bay Shore

834 Sunrise Hwy.

23



Print Date

5/2/2019

Segment Width: 48.00

Reset: 5/9/18

Page: 2 of 13



King Kullen #23 Bay Shore
834 Sunrise Hwy.
23






Clare Rose



King Kullen #23 Bay Shore
834 Sunrise Hwy.
23

32 Ft Co






Clare Rose



King Kullen #23 Bay Shore
834 Sunrise Hwy.
23

oler (8'/24')





Clare Rose



King Kullen #23 Bay Shore

834 Sunrise Hwy.

23



Print Date

5/2/2019

Segment Width: 48.00

Reset: 5/9/18

Page: 6 of 13




Clare Rose



King Kullen #23 Bay Shore

834 Sunrise Hwy.

23






Clare Rose



King Kullen #23 Bay Shore

834 Sunrise Hwy.

23



Print Date

5/2/2019

Segment Width: 48.00

Reset: 5/9/18

Page: 8 of 13

PLANOGRAM BACKING TABLE

KK#23 - Bay Shore.psa

Planogram: 23-BAY SHORE(8 Foot Cooler & 24 Foot Cooler)

Segment #4 : Shelf #1 DEPTH: 32 in WIDTH: 384 in DISTANCE FROM TOP OF BASE SHELF TO BOTTOM OF SHELF: 0.00 in

POS	# FAC	UPC	NAME	CASES	CAPACITY	UNITS HIGH	DOS	MVMT
24	1	8200078142	SMIRNOFF SPIKED SPARKLING SELT...	5.0	10	2	12.1	5.8
25	1	63598554890	WHITE CLAW VARIETY PACK 12/12 CAN	5.0	10	2	10.5	6.7
26	1	8769200424	TRULY VARIETY PACK 12/12 CAN	5.0	10	2	15.3	4.6
27	1	85389700227	BON AND VIV SPIKED SELTZER VARIE...	5.0	10	2	8.4	8.3
28	1	1820096721	MICHELOB ULTRA 18/12 CAN	6.0	6	3	6.1	6.8
29	1	1820096624	MICHELOB ULTRA 18/12 BTL	4.0	4	2	7.1	3.9
30	1	1820005990	MICHELOB ULTRA 12/12 BTL	3.0	6	2	6.1	6.8
50	1	8769283134	TWISTED TEA ORIGINAL 12/12 CAN	3.0	6	2	16.1	2.6
51	1	8769200017	ANGRY ORCHARD EXPLORER PACK 1...	3.0	6	2	0.0	0.0
52	1	8066095757	MODELO ESPECIAL 12/12 BTL	2.0	4	2	6.3	4.5
53	1	8066095623	CORONA LIGHT 18/12 BTL	4.0	4	2	14.3	2.0
54	1	8066095675	CORONA LIGHT 12/12 BTL	3.0	6	2	4.2	9.9
55	1	3354400018	CORONA PREMIER 18/12 BTL	4.0	4	2	0.0	0.0
77	1	8066095680	CORONA 18/12 BTL	4.0	4	2	6.0	4.7
78	1	8066095615	CORONA 12/12 BTL	4.0	8	2	3.9	14.3
79	1	8066095408	CORONA 24/7 BTL	4.0	4	2	0.0	0.0
80	1	1820012998	LANDSHARK 12/12 BTL	3.0	6	2	6.9	6.1
81	1	7289000152	HEINEKEN 18/12 BTL	4.0	4	2	11.4	2.5
82	1	7289000016	HEINEKEN 12/12 BTL	3.0	6	2	4.1	10.3
105	1	78615000014	STELLA ARTOIS 12/11.2 BTL	3.0	6	2	4.2	10.0
106	1	3410051607	LEINIES SEASONAL SHANDY 12/12 BTL	3.0	6	2	11.9	3.5
107	1	8769229103	SAMUEL ADAMS VARIETY PACK 12/12 ...	3.0	6	2	14.4	2.9
108	1	8769201103	SAMUEL ADAMS SEASONAL 12/12 BTL...	3.0	6	2	12.4	3.4
109	1	7199017052	BLUE MOON BELGIAN WHITE 15/12 C...	4.0	4	2	16.5	1.7
110	1	7199009516	BLUE MOON BELGIAN WHITE 12/12 BTL	3.0	6	2	14.4	2.9
111	1	85961200134	21ST AMENDMENT VARIETY PACK 15/...	4.0	4	2	8.6	3.3
133	1	73692011651	GOOSE ISLAND IPA 15/12 CAN	2.0	4	2	10.1	2.8
134	1	64286090024	FOUNDERS ALL DAY SESSION IPA 15/...	2.0	4	2	10.4	2.7
135	1	64286080031	FOUNDERS SOLID GOLD 12/12 CAN	3.0	6	2	0.0	0.0
136	1	81601402080	SOUTHERN TIER OVERPACKD 15/12 ...	2.0	4	2	9.0	3.1
137	1	1820015981	SHOCK TOP BELGIAN WHITE 12/12 BTL	3.0	6	2	36.4	1.2
138	1	1820028156	SHOCK TOP BELGIAN WHITE 15/12 C...	2.0	4	2	13.7	2.0
139	1	1820020000	SHOCK TOP SEASONAL 15/12 CAN	2.0	4	2	21.9	1.3
140	1	68174500134	BLUE POINT TOASTED LAGER 18/12 C...	4.0	4	2	11.4	2.5
141	1	68174500145	Blue Point Seasonal 18/12C	4.0	4	2	0.0	0.0
162	1	1820014990	BUD LIGHT LIME 12/12 BTL	3.0	6	2	20.6	2.0
163	1	1820011349	BUD 24/12 BTL (HG)	4.0	4	2	26.8	1.0
164	1	1820011168	BUD 24/12 CAN	4.0	4	2	3.3	8.4
165	1	1820011308	BUD 18/12 BTL	4.0	4	2	9.8	2.8
166	1	1820053349	BUD LIGHT 24/12 BTL (HG)	4.0	4	2	15.3	1.8
167	1	1820053168	BUD LIGHT 24/12 CAN	4.0	4	2	4.0	7.0
190	1	1820053308	BUD LIGHT 18/12 BTL	4.0	4	2	5.6	5.0
191	1	1820000769	BUD LIGHT 12/12 BTL	3.0	6	2	4.8	8.7
192	1	7199030079	COORS LIGHT 24/12 BTL (HG)	4.0	4	2	33.3	0.8
193	1	7199031600	COORS LIGHT 24/12 CAN	4.0	4	2	5.0	5.6
194	1	7199030017	COORS LIGHT 18/12 CAN	4.0	4	2	4.3	6.5
195	1	7199030078	COORS LIGHT 18/12 BTL	4.0	4	2	10.7	2.6
196	1	3410057306	LITE 24/12 CAN	4.0	4	2	37.3	0.8
197	1	3410057340	LITE 18/12 CAN	4.0	4	1	5.4	5.2
198	1	3410057509	LITE 12/12 BTL	3.0	6	2	8.5	5.0
199	1	8992427896	YUENGLING LAGER 12/12 BTL	3.0	6	2	9.7	4.3
200	1	7199028151	KEYSTONE ICE 15/12 CAN	2.0	4	2	0.0	0.0
201	1	1820028443	NATURAL ICE 15/12 CAN	2.0	4	1	4.9	5.7
202	1	1820020077	NATURAL LIGHT 15/12 CAN	2.0	4	2	7.7	3.6
203	1	3410001509	HIGH LIFE 12/12 BTL	3.0	6	2	7.6	5.5
204	1	2210000170	PABST 12/12 CAN	4.0	8	2	9.5	5.9

PLANOGRAM BACKING TABLE

Segment #1 : Shelf #3 DEPTH: 23 in WIDTH: 96 in DISTANCE FROM TOP OF BASE SHELF TO BOTTOM OF SHELF: 23.00 in

POS	# FAC	UPC	NAME	CASES	CAPACITY	UNITS HIGH	DOS	MVMT
16	1	63598520028	WHITE CLAW RUBY GRAPEFRUIT 6/1...	0.8	3	1	23.3	0.9
17	1	63598520025	WHITE CLAW BLACK CHERRY 6/12 CAN	0.8	3	1	5.6	3.8
18	1	63598526089	WHITE CLAW BLACK CHERRY 12/12 C...	1.5	3	1	10.9	1.9
19	1	8769200790	TRULY ROSE 12/12 CAN	1.5	3	1	0.0	0.0
20	1	8769200686	TRULY BERRY VARIETY 12/12 CAN (SL...	1.5	3	1	8.9	2.4
21	1	1820020083	MICHELOB ULTRA PURE GOLD 12/12 ...	1.0	2	1	4.5	3.1
22	1	1820006991	MICHELOB ULTRA 12/12 CAN	1.5	3	1	8.4	2.5
23	1	63598526042	MIKES HARD VARIETY PACK 8/16 CAN	1.0	3	1	9.8	2.1
44	1	63598512998	MIKES HARD VARIETY PACK 12/11.2 B...	1.0	2	1	4.0	3.5
45	1	8043280290	SEAGRAMS ESCAPES VARIETY PACK ...	1.0	2	1	8.3	1.7
46	1	8769200754	ANGRY ORCHARD ROSE 12/12 CAN (...	1.5	3	1	0.0	0.0
47	1	8066095715	MODELO ESPECIAL 12/12 CAN	1.0	2	1	9.8	1.4
48	1	8066095625	CORONA LIGHT 6/12 BTL	1.0	4	1	6.1	4.6
49	1	3354495042	CORONA PREMIER 12/12 BTL	1.0	2	1	1.9	7.5

Segment #1 : Shelf #2 DEPTH: 23 in WIDTH: 96 in DISTANCE FROM TOP OF BASE SHELF TO BOTTOM OF SHELF: 35.00 in

POS	# FAC	UPC	NAME	CASES	CAPACITY	UNITS HIGH	DOS	MVMT
9	1	3410051660	HENRYS HARD SPARKLING VARIETY ...	1.5	3	1	0.0	0.0
10	1	3354400013	CORONA REFRESCA VARIETY 12/12 C...	1.5	3	1	0.0	0.0
11	1	3410051681	CAPE LINE VARIETY PACK 12/12 CAN	1.5	3	1	0.0	0.0
12	1	1820020130	Ritas Spritz Variety Pack 12/12C SC	1.5	3	1	0.0	0.0
13	1	1820012989	Michelob Ultra Inf Lime PrcklyPr 6/12B	1.0	4	1	0.0	0.0
14	1	1820020082	MICHELOB ULTRA PURE GOLD 6/12 BTL	1.0	4	1	7.5	3.7
15	1	1820005989	MICHELOB ULTRA 6/12 BTL	1.0	4	1	6.9	4.0
38	1	8769200660	ANGRY ORCHARD ROSE 6/12 BTL	1.0	4	1	4.0	7.0
39	1	8769282102	ANGRY ORCHARD CRISP APPLE 6/12 ...	1.0	4	1	5.4	5.2
40	1	8200072385	SMIRNOFF ICE ORIGINAL 6/11.2 BTL	1.0	4	1	18.9	1.5
41	1	7231163012	Dos Equis Lager 6/12B	1.0	4	1	0.0	0.0
42	1	8066095765	MODELO ESPECIAL 6/12 BTL	0.8	3	1	8.5	2.5
43	1	3354495041	CORONA PREMIER 6/12 BTL	1.0	4	1	10.3	2.7

Segment #1 : Shelf #1 DEPTH: 23 in WIDTH: 96 in DISTANCE FROM TOP OF BASE SHELF TO BOTTOM OF SHELF: 47.00 in

POS	# FAC	UPC	NAME	CASES	CAPACITY	UNITS HIGH	DOS	MVMT
1	1	3410098959	HENRYS HARD SPARKLING VARIETY ...	1.5	3	1	0.0	0.0
2	1	8769200417	TRULY COLIMA LIME 6/12 CAN	0.8	3	1	9.6	2.2
3	1	85389700228	SPIKED SELTZER CAPE COD CRANB...	0.8	3	1	5.9	3.5
4	1	85389700231	SPIKED SELTZER INDIAN RIVER GRA...	0.8	3	1	7.5	2.8
5	1	85531000827	Crook & Marker Zero Guilt 8/12C	0.7	2	1	0.0	0.0
6	1	63598506074	MIKES HARD SEASONAL 6/11.2 BTL	1.0	4	1	6.0	4.7
7	1	63598506744	MIKES HARD BLACK CHERRY LEMON...	1.0	4	1	5.3	5.3
8	1	63598510062	MIKES HARD LEMONADE 6/11.2 BTL	1.0	4	1	4.8	5.9
31	1	61300874833	Arnold Palmer Spiked Half & Half 6/12C	0.8	3	1	0.0	0.0
32	1	8769200877	Wild Leaf Blk Lemon Honeyskl Tea 6/12B	1.0	4	1	0.0	0.0
33	1	8769283102	TWISTED TEA ORIGINAL 6/12 BTL	1.0	4	1	9.6	2.9
34	1	1820024001	STELLA ARTOIS CIDRE 6/12 BTL	1.0	4	1	13.2	2.1
35	1	8769200149	ANGRY ORCHARD GREEN APPLE 6/12...	1.0	4	1	16.9	1.7
36	1	8834510201	STRONGBOW ROSE 6/11.2 BTL	1.0	4	1	18.7	1.5
37	1	8834510151	STRONGBOW GOLD 6/11.2 BTL	1.0	4	1	13.0	2.2

Segment #5 : Shelf #3 DEPTH: 32 in WIDTH: 240 in DISTANCE FROM TOP OF BASE SHELF TO BOTTOM OF SHELF: 23.00 in

POS	# FAC	UPC	NAME	CASES	CAPACITY	UNITS HIGH	DOS	MVMT
70	1	8066095695	CORONA 12/12 CAN	2.0	4	1	10.1	2.8
71	1	8066095605	CORONA 6/12 BTL	1.5	6	1	6.7	6.3
72	1	1820012982	LANDSHARK 6/12 BTL	1.5	6	1	17.3	2.4
73	1	7289000159	HEINEKEN LIGHT 12/12 BTL	1.5	3	1	4.2	5.0

PLANOGRAM BACKING TABLE

74	1	7289000020	HEINEKEN 12/12 CAN	2.0	4	1	6.8	4.1
75	1	7861500016	STELLA ARTOIS 12/11.2 CAN	2.0	4	1	9.5	3.0
76	1	8248812300	BECKS 12/12 BTL	1.5	3	1	12.1	1.7
98	1	7289010016	AMSTEL LIGHT 12/12 BTL	1.5	3	1	12.4	1.7
99	1	8769200848	Samuel Adams Boston 262 Marathon 12/1...	2.0	4	1	0.0	0.0
100	1	8769200497	Samuel Adams Sam 76 12/12C	3.0	6	2	0.0	0.0
101	1	8769210014	SAMUEL ADAMS BOSTON LAGER 12/1...	1.5	3	1	10.9	1.9
102	1	8769210012	SAMUEL ADAMS BOSTON LAGER 6/12...	1.5	6	1	28.0	1.5
103	1	8769230050	SAMUEL ADAMS SEASONAL 6/12 BTL (...)	1.5	6	1	9.0	4.7
104	1	7199009532	BLUE MOON SEASONAL 6/12 BTL	1.5	6	1	15.4	2.7
126	1	7199009511	BLUE MOON BELGIAN WHITE 6/12 BTL	1.5	6	1	11.6	3.6
127	1	78624311990	FLYING DOG RAGING BITCH 6/12 BTL	1.5	6	1	34.8	1.2
128	1	85909300243	SIXPOINT BENGALI IPA 6/12 CAN	1.0	4	1	18.7	1.5
129	1	85909300246	SIXPOINT RESIN IIPA 6/12 CAN	2.0	8	2	22.7	2.5
130	1	68174500038	Blue Point Relax Pack 12/12C	2.0	4	1	0.0	0.0
131	1	68174511130	BLUE POINT BLUEBERRY ALE 6/12 BTL	1.5	6	1	21.9	1.9
132	1	68174511102	BLUE POINT HOPTICAL ILLUSION IPA ...	1.5	6	1	12.3	3.4
156	1	68174511112	BLUE POINT TOASTED LAGER 6/12 BTL	1.5	6	1	13.8	3.0
157	1	68174511118	BLUE POINT SEASONAL 6/12 BTL	1.5	6	1	8.6	4.9
158	1	1820014991	BUD LIGHT LIME 6/12 BTL	1.5	6	1	21.0	2.0
159	1	1820020139	BUD LIGHT LEMON TEA SEASONAL 12...	1.5	3	1	0.0	0.0
160	1	1820011047	BUD 12/12 CAN	3.0	6	2	3.5	11.8
161	1	1820011218	BUD 18/12 CAN	4.0	4	2	3.8	7.4
183	1	1820053047	BUD LIGHT 12/12 CAN	3.0	6	2	3.4	12.3
184	1	1820053218	BUD LIGHT 18/12 CAN	4.0	4	2	3.6	7.7
185	1	7199000048	COORS LIGHT 12/12 CAN	3.0	6	2	3.8	11.0
186	1	7199030069	COORS LIGHT 12/12 BTL	1.5	3	1	3.2	6.5
187	1	3410057636	LITE 12/12 CAN	2.0	4	1	5.3	5.3
188	1	8992433125	YUENGLING GOLDEN PILSNER 12/12 ...	1.5	3	1	23.8	0.9
189	1	8992429386	YUENGLING BLACK AND TAN 12/12 BTL	1.5	3	1	15.6	1.3

Segment #5 : Shelf #2 DEPTH: 32 in WIDTH: 240 in DISTANCE FROM TOP OF BASE SHELF TO BOTTOM OF SHELF: 35.00 in

POS	# FAC	UPC	NAME	CASES	CAPACITY	UNITS HIGH	DOS	MVMT
63	1	8066095301	Pacifico Clara 6/12B	1.5	6	1	0.0	0.0
64	1	7289000188	HEINEKEN LIGHT 12/12 CAN	2.0	4	1	9.8	2.8
65	1	7289000158	HEINEKEN LIGHT 6/12 BTL	1.5	6	1	28.0	1.5
66	1	7289000011	HEINEKEN 6/12 BTL	1.5	6	1	7.9	5.3
67	1	7861500001	STELLA ARTOIS 6/11.2 BTL	1.5	6	1	8.1	5.2
68	1	8248812345	BECKS 6/12 BTL	1.5	6	1	15.2	2.8
69	1	7167007106	SARANAC 12 BEERS 12/12 BTL	1.5	3	1	14.6	1.4
91	1	75452700022	NEW BELGIUM FAT TIRE 6/12 BTL	1.5	6	1	23.9	1.8
92	1	75452700716	NEW BELGIUM FAT TIRE BELGIAN W...	1.5	6	1	30.0	1.4
93	1	3410051605	LEINIES SEASONAL SHANDY 6/12 BTL	1.5	6	1	21.4	2.0
94	1	3410078658	LEINIES GRAPEFRUIT SHANDY 6/12 B...	1.5	6	1	21.0	2.0
95	1	85961200103	21ST AMENDMENT BREW FREE OR D...	2.0	8	2	0.0	0.0
96	1	85961200157	21ST AMENDMENT SPARKALE 6/12 CAN	2.0	8	2	0.0	0.0
97	1	72383010009	LAGUNITAS IPA 12/12 BTL	1.5	3	1	17.1	1.2
119	1	73692011132	GOOSE ISLAND IPA 6/12 BTL	1.5	6	1	32.1	1.3
120	1	73692011823	GOOSE ISLAND NEXT COAST IPA 6/12...	1.5	6	1	0.0	0.0
121	1	79603082496	KONA BIG WAVE GOLDEN ALE 12/12 C...	2.0	4	1	10.3	2.7
122	1	79603011496	KONA BIG WAVE GOLDEN ALE 6/12 BTL	1.5	6	1	13.3	3.2
123	1	79603011494	KONA LONGBOARD 6/12 BTL	1.5	6	1	29.2	1.4
124	1	68174500215	Blue Point The IPA 6/12C	2.0	8	2	0.0	0.0
125	1	3061301956	BROOKLYN BEL AIR SOUR 6/12 CAN	2.0	8	2	0.0	0.0
150	1	3061361212	BROOKLYN DEFENDER IPA 6/12 CAN	2.0	8	2	0.0	0.0
151	1	3061300053	BROOKLYN SEASONAL 6/12 BTL	1.5	6	1	17.6	2.4
152	1	3061300001	BROOKLYN LAGER 6/12 BTL	1.5	6	1	21.4	2.0
153	1	1820018992	BUD LIGHT PLATINUM 12/12 BTL	1.5	3	1	15.9	1.3
154	1	1820020140	BUD LIGHT LEMON TEA SEASONAL 6/...	1.5	6	1	0.0	0.0
155	1	1820000771	BUD 12/12 BTL	1.5	3	1	4.3	4.9
175	1	1820000834	BUD 6/12 BTL	1.5	6	1	14.2	3.0
176	1	1820000833	BUD LIGHT 6/12 BTL	1.5	6	1	9.3	4.5
177	1	1820020998	BUD LIGHT 8/16 BTL (AL)	1.0	3	1	0.0	0.0
178	1	7199030005	COORS LIGHT 6/12 BTL	1.5	6	1	19.2	2.2

PLANOGRAM BACKING TABLE

179	1	7199030125	COORS LIGHT 12/8 CAN	2.0	4	1	0.0	0.0
180	1	3410057709	LITE 12/8 CAN	2.0	4	1	0.0	0.0
181	1	8992433567	YUENGLING GOLDEN PILSNER 6/12 B...	0.3	6	1	24.7	1.7
182	1	8992427891	YUENGLING LAGER 6/12 BTL	1.5	6	1	10.6	4.0

Segment #5 : Shelf #1 DEPTH: 32 in WIDTH: 240 in DISTANCE FROM TOP OF BASE SHELF TO BOTTOM OF SHELF: 47.00 in

POS	# FAC	UPC	NAME	CASES	CAPACITY	UNITS HIGH	DOS	MVMT
56	1	8382012393	GUINNESS EXTRA STOUT 6/12 BTL	1.5	6	1	21.0	2.0
57	1	8382018132	GUINNESS BLONDE AMERICAN LAGE...	1.5	6	1	52.5	0.8
58	1	8382010401	GUINNESS DRAUGHT STOUT 6/11.2 B...	1.5	6	1	19.2	2.2
59	1	8382012360	GUINNESS DRAUGHT STOUT 4/14.9 C...	1.0	6	1	9.0	4.7
60	1	8382012368	GUINNESS DRAUGHT STOUT 8/14.9 C...	1.0	3	1	0.0	0.0
61	1	7289000454	HEINEKEN 3/16 CAN	1.5	12	1	17.6	4.8
62	1	8760010115	CARLSBERG 4/16.9 CAN	1.0	6	1	14.4	2.9
83	1	4257204006	Schofferhofer Grapefrt Hefewzn 6/11B	1.5	6	1	0.0	0.0
84	1	75452700066	NEW BELGIUM VOODOO RANGER IP...	1.5	6	1	30.3	1.4
85	1	75452700421	NEW BELGIUM VOODOO RANGER IM...	1.5	6	1	0.0	0.0
86	1	75452700994	NEW BELGIUM VOODOO ROTATOR 6/...	2.0	8	2	0.0	0.0
87	1	8769200687	Samuel Adams New England IPA 6/12C	2.0	8	2	0.0	0.0
88	1	64286015024	FOUNDERS ALL DAY SESSION IPA 6/1...	2.0	8	2	30.3	1.8
89	1	72383000009	LAGUNITAS IPA 6/12 BTL	1.3	5	1	19.1	1.8
90	1	8378337521	SIERRA NEVADA PALE ALE 6/12 BTL	1.3	5	1	13.4	2.6
112	1	8378333100	SIERRA NEVADA TORPEDO IPA 6/12 B...	1.3	5	1	21.7	1.6
113	1	85998900522	GREENPORT HARBOR SEASONAL 6/1...	1.5	6	1	10.5	4.0
114	1	85998900504	GREENPORT HARBOR HARBOR ALE ...	1.5	6	1	35.2	1.2
115	1	85998900520	GREENPORT HARBOR SEASONAL 6/1...	2.0	8	2	31.3	1.8
116	1	86907100027	MONTAUK WAVE CHASER 4/6/12 CAN	2.0	8	2	6.7	8.4
117	1	86273700006	MONTAUK SUMMER 6/12 CAN (WRAP)	2.0	8	2	5.2	10.8
118	1	86273700002	MONTAUK DRIFTWOOD 6/12 CAN (W... 9999999...	8	8	2	14.0	4.0
142	1	86273700007	MONTAUK SESSION IPA 6/12 CAN (W...	2.0	8	2	17.8	3.2
143	1	86907100026	MONTAUK WATERMELLOW 6/12 CAN	2.0	8	2	5.2	10.7
144	1	1820018993	BUD LIGHT PLATINUM 6/12 BTL	1.5	6	1	17.9	2.3
145	1	1820020079	BUD LIGHT ORANGE 6/12 BTL	1.5	6	1	40.3	1.0
146	1	1820000016	BUD 6/12 CAN	2.0	8	2	18.4	3.0
147	1	1820008981	BUD 8/16 CAN	2.0	6	1	24.4	1.7
148	1	1820000106	BUD LIGHT 6/12 CAN	2.0	8	2	18.4	3.0
149	1	1820008989	BUD LIGHT 8/16 CAN	2.0	6	1	32.5	1.3
168	1	7199000008	COORS LIGHT 6/12 CAN	2.0	8	2	15.0	3.7
169	1	7199030104	COORS LIGHT 9/16 BTL (AL)	2.0	4	1	14.3	2.0
170	1	3410057023	LITE 9/16 BTL (AL)	2.0	4	1	10.7	2.6
171	1	3410057505	LITE 6/12 BTL	1.5	6	1	24.3	1.7
172	1	7031000141	NARRAGANSETT 12/12 CAN	2.0	4	1	23.0	1.2
173	1	7248002403	SCHAEFER 12/12 CAN	2.0	4	1	14.0	2.0
174	1	1820000784	ODOULS NEAR BEER 6/12 BTL	1.5	6	1	12.6	3.3

Segment #8 : Shelf #3 DEPTH: 23 in WIDTH: 48 in DISTANCE FROM TOP OF BASE SHELF TO BOTTOM OF SHELF: 22.00 in

POS	# FAC	UPC	NAME	CASES	CAPACITY	UNITS HIGH	DOS	MVMT
219	1	1820021987	NATURAL LIGHT 3/25 CAN	1.8	7	1	6.0	8.2
220	2	1820025008	NATURAL ICE 1/25 CAN	1.2	14	1	4.4	22.3
221	3	1820025013	NATTY DADDY 1/25 CAN	1.8	21	1	3.1	48.2
222	2	1820025005	BUD SELECT 1/25 CAN	0.9	14	1	16.3	6.0
223	3	1820025006	BUD ICE 1/25 CAN	1.4	21	1	5.2	28.5
224	3	7199010071	COORS BANQUET 1/24 CAN	1.8	21	1	3.9	38.0

Segment #8 : Shelf #2 DEPTH: 23 in WIDTH: 48 in DISTANCE FROM TOP OF BASE SHELF TO BOTTOM OF SHELF: 33.00 in

POS	# FAC	UPC	NAME	CASES	CAPACITY	UNITS HIGH	DOS	MVMT
212	1	1820021985	BUD 3/25 CAN	1.8	7	1	5.2	9.3
213	1	1820021986	BUD LIGHT 3/25 CAN	1.8	7	1	11.5	4.3
214	1	7199030120	COORS LIGHT 3/24 CAN	1.8	7	1	15.7	3.1
215	2	1820025000	BUD 1/25 CAN	0.9	14	1	7.7	12.7

PLANOGRAM BACKING TABLE

216	2	1820025001	BUD LIGHT 1/25 CAN	0.9	14	1	13.6	7.2
217	2	3410000355	LITE 1/24 CAN	1.2	14	1	13.5	7.3
218	1	7199030065	COORS LIGHT 1/24 CAN	0.6	7	1	9.6	5.1

Segment #8 : Shelf #1 DEPTH: 23 in WIDTH: 48 in DISTANCE FROM TOP OF BASE SHELF TO BOTTOM OF SHELF: 45.00 in

POS	# FAC	UPC	NAME	CASES	CAPACITY	UNITS HIGH	DOS	MVMT
205	3	7089701331	FOSTERS 1/25.4 CAN	1.5	18	1	10.6	11.8
206	2	7289000119	HEINEKEN 1/24 CAN	1.2	14	1	18.7	5.2
207	3	78615000170	STELLA ARTOIS 1/19.2 CAN	1.0	24	1	22.1	7.6
208	2	8066095643	CORONA 1/24 CAN	1.2	14	1	26.5	3.7
209	2	68174500151	BLUE POINT TOASTED LAGER 1/25 C...	0.9	14	1	0.0	0.0
210	2	64286013031	FOUNDERS SOLID GOLD 1/19.2 CAN	0.7	16	1	0.0	0.0
211	2	75452700905	NEW BELGIUM VOODOO RANGER IP...	1.3	16	1	0.0	0.0

SKUs on Planogram: 224