





SHOPRITE FOREST Richmond Ave #109 0109

M=0.77 Ds=45.5	M=1.89 Ds=18.6	M=0.00 Ds=0.0	M=0.02 Ds=3684.2	M=0.00 Ds=0.0	M=0.91 Ds=38.4	M=0.00 Ds=0.0	M=0.00 Ds=0.0	M=2.77 Ds=12.6	M=1.89 Ds=18.6	M=1.79 Ds=19.6	M=0.79 Ds=44.4	M=1.71 Ds=20.4	M=5.44 Ds=6.4	M=0.00 Ds=0.0	M=4.40 Ds=7.9	M=12.23 Ds=5.7	M=8.10 Ds=15.6	M=10.92 Ds=11.5	M=0.00 Ds=0.0	M=4.25 Ds=29.6	M=3.56 Ds=35.4	M=0.69 Ds=182.1	M=2.83 Ds=44.6	M=0.21 Ds=165.1	M=0.28 Ds=97.2	M=0.0 Ds=0.0	M=0.0 Ds=0.0	M=0.0 Ds=0.0	M=0.0 Ds=0.0
M=0.81 Ds=43.3	Brooklyn Lager 12/12B M=2.65 Ds=11.4	M=2.65 Ds=13.2	Blue Point Toasted Lager 18/12C M=0.00 Ds=0.0	M=1.77 Ds=19.8	M=0.00 Ds=0.0	M=1.67 Ds=20.8	M=0.75 Ds=46.7	M=0.00 Ds=0.0	M=0.52 Ds=53.9	M=1.64 Ds=34.3	M=3.40 Ds=16.5	M=0.00 Ds=0.0	M=1.00 Ds=35.0	M=3.04 Ds=11.5	M=0.92 Ds=30.3	M=0.00 Ds=0.0	M=6.50 Ds=10.8	M=8.19 Ds=8.5	M=0.00 Ds=0.0	M=0.00 Ds=0.0	M=0.00 Ds=0.0	M=0.00 Ds=0.0	M=0.0 Ds=0.0	M=0.0 Ds=0.0	M=1.0 Ds=4.4	M=0.8 Ds=1.1	M=0.42 Ds=66.2	White Claw Bk Cherry Hrd Seltzer M=0.00 Ds=224.0	M=0.25 Ds=0.0
M=1.37 Ds=25.6	M=2.40 Ds=14.6	M=0.00 Ds=0.0	M=1.96 Ds=17.8	M=1.98 Ds=17.7	M=1.48 Ds=23.6	M=0.00 Ds=0.0	M=1.14 Ds=39.8	M=4.96 Ds=2.8	M=2.94 Ds=11.9	M=7.64 Ds=9.2	M=3.54 Ds=7.9	M=2.29 Ds=12.2	M=0.00 Ds=0.0	M=4.08 Ds=8.6	M=14.23 Ds=2.5	M=4.89 Ds=8.6	M=2.65 Ds=13.2	M=0.00 Ds=0.0	M=0.00 Ds=0.0	M=0.00 Ds=0.0	M=0.00 Ds=0.0	M=0.00 Ds=0.0	M=0.00 Ds=0.0	M=0.00 Ds=0.0	M=0.0 Ds=0.0	M=0.0 Ds=0.0	M=0.0 Ds=0.0	M=0.0 Ds=0.0	M=0.0 Ds=0.0
M=0.00 Ds=0.0	M=1.92 Ds=18.2	M=6.40 Ds=5.5	M=1.50 Ds=23.3	M=1.40 Ds=24.9	M=38.27 Ds=1.5	M=6.75 Ds=10.4	M=3.48 Ds=8.0	M=3.85 Ds=7.3	M=39.21 Ds=1.4	M=7.23 Ds=4.8	M=9.02 Ds=1.6	M=2.60 Ds=13.5	M=0.00 Ds=0.0	M=0.12 Ds=304.3	M=0.08 Ds=181.8	M=3.02 Ds=27.8	M=1.14 Ds=30.8	M=0.00 Ds=0.0	M=2.35 Ds=14.9	M=0.71 Ds=49.2	M=0.00 Ds=0.0	M=0.00 Ds=0.0	M=0.00 Ds=0.0	M=3.33 Ds=10.5	M=3.00 Ds=11.7	M=1.96 Ds=17.8	M=3.40 Ds=10.3	M=3.35 Ds=20.9	
M=1.44 Ds=2.9	M=3.98 Ds=1.0	M=7.40 Ds=3.8	M=2.98 Ds=1.4	M=2.40 Ds=1.7	M=3.827 Ds=1.5	M=23.23 Ds=3.6	M=1.01 Ds=4.1	M=0.00 Ds=0.0	M=3.921 Ds=1.4	M=7.23 Ds=4.8	M=21.19 Ds=2.0	M=13.21 Ds=3.2	M=1.31 Ds=2.1	M=10.31 Ds=2.7	M=60.62 Ds=0.7	M=14.21 Ds=2.0	M=5.21 Ds=6.7	M=0.94 Ds=37.2	M=1.17 Ds=29.8	M=2.79 Ds=12.6	M=0.00 Ds=0.0	M=0.00 Ds=0.0	M=0.00 Ds=0.0	M=0.00 Ds=0.0	M=2.25 Ds=31.1	M=1.25 Ds=28.0	M=2.39 Ds=14.7	M=0.00 Ds=0.0	
M=2.08 Ds=10.1	M=1.50 Ds=14.0	M=0.75 Ds=28.0	M=1.67 Ds=12.6	M=2.14 Ds=19.3	M=1.73 Ds=24.3	M=2.54 Ds=8.3	M=0.00 Ds=0.0	M=0.00 Ds=0.0	M=2.25 Ds=8.3	M=0.00 Ds=0.0	M=0.00 Ds=0.0	M=0.00 Ds=0.0	M=0.00 Ds=0.0	M=0.00 Ds=0.0	M=0.00 Ds=0.0	M=0.00 Ds=0.0	M=0.00 Ds=0.0	M=0.00 Ds=0.0	M=0.00 Ds=0.0	M=0.00 Ds=0.0	M=0.00 Ds=0.0	M=0.00 Ds=0.0	M=0.00 Ds=0.0	M=0.00 Ds=0.0	M=0.00 Ds=0.0	M=0.00 Ds=0.0	M=1.42 Ds=14.8	M=3.37 Ds=6.2	



Shop Rite



Planogram: SHOPRITE...

Segment #1 : Shelf #5 DEPTH: 31 in WIDTH: 48 in

POS	UPC	NAME	DOS	MVMT
40	7143945712	Rolling Rock 12/12B	7.21	5.83
41	3410057256	Miller Lite 18/12B	0.00	0.00
42	3410057306	Miller Lite 24/12C	21.20	1.98
43	7199030078	Coors Light 18/12B	4.02	13.92

Segment #1 : Shelf #4 DEPTH: 27 in WIDTH: 48 in

POS	UPC	NAME	DOS	MVMT
36	7143934450	Rolling Rock 12/12C	4.00	10.50
37	3410057636	Miller Lite 12/12C	9.46	4.44
38	3410057509	Miller Lite 12/12B	4.55	3.08
39	3410057340	Miller Lite 18/12C	6.62	6.35

Segment #1 : Shelf #3 DEPTH: 27 in WIDTH: 48 in

POS	UPC	NAME	DOS	MVMT
30	7199048004	Keystone Light 12/12C	0.00	0.00
31	3410031602	Milwaukee's Best 12/12C	19.15	1.46
32	7248002403	Schaefer 12/12C	8.57	3.27
33	3410017509	Miller Genuine Draft 12/12B	0.00	0.00
34	3410001636	Miller High Life 12/12C	19.42	1.44
35	3410001509	Miller High Life 12/12B	2.51	5.58

Segment #1 : Shelf #2 DEPTH: 27 in WIDTH: 48 in

POS	UPC	NAME	DOS	MVMT
25	2210000170	Pabst 12/12C	2.99	9.37
26	1820028443	Natural Ice 15/12C	28.00	1.00
27	1820020077	Natural Light 15/12C	7.14	3.92
28	1820061047	Busch 12/12C	23.49	1.19
29	1820000647	Bud Ice 12/12C	52.04	0.54

Segment #1 : Shelf #1 DEPTH: 27 in WIDTH: 48 in

POS	UPC	NAME	DOS	MVMT
19	7143934806	Rolling Rock 6/12B	62.72	0.56

Segment: 1

Page: 4 of 36



Shop Rite



20	3410001505	Miller High Life 6/12B	22.19	1.58
21	3410057505	Miller Lite 6/12B	20.22	1.73
22	7199030104	Coors Light 9/16AL	11.87	1.77
23	1820020998	Bud Light 8/16AL	12.22	2.87
24	1820021979	Budweiser 8/16AL	9.97	1.40

Segment #6 : Shelf #2 DEPTH: 24 in WIDTH: 528 in

POS	UPC	NAME	DOS	MVMT
12	1820020079	Bud Light Orange 6/12B	0.00	0.00
13	1820020090	Bud Light Orange 12/12C SC	0.00	0.00
14	1820020080	Bud Light Orange 12/12B	0.00	0.00
15	920002000	Small Town Not Your Fathers RtBr 6/12B	16.74	1.67
16	1820025910	Bud Light Orange 1/25C	0.00	0.00
17	8871510094	Coney Island Mermaid Pilsner 6/12B	27.48	1.02
18	81790400013	Elysian The Immortal IPA 6/12B	36.41	0.77

Segment #6 : Shelf #1 DEPTH: 24 in WIDTH: 528 in

POS	UPC	NAME	DOS	MVMT
7	71905701164	Presidente Light 12/12B	53.95	0.52
8	68174500134	Blue Point Toasted Lager 18/12C	0.00	0.00
9	7199048004	Keystone Light 12/12C	0.00	0.00
10	68174500151	Blue Point Toasted Lager 1/25C	0.00	0.00
11	7231123012	Dos Equis Lager 12/12B	0.00	0.00

Segment #2 : Shelf #1 DEPTH: 24 in WIDTH: 169 in

POS	UPC	NAME	DOS	MVMT
1	7777700250	Arnold Palmer Hard Half & Half 1/24C	0.00	0.00
2	8066095711	Modelo 18/12C	0.00	0.00
3	8066095695	Corona Extra 12/12C	27.82	3.02
4	3354495076	Svedka Spk Seltzer Variety Pack 12/12C ...	0.00	0.00
5	3410051660	Henrys Hard Sprkng Variety Pack 12/12C	0.00	0.00
6	8200078142	Smirnoff Spk Seltzer Mixed Pack 12/12C	0.00	0.00

SKUs on Planogram: 315



Shop Rite



Planogram: SHOPRITE...

Segment #6 : Shelf #2 DEPTH: 24 in WIDTH: 528 in

POS	UPC	NAME	DOS	MVMT
56	1820022989	Bud Light Lime Mang-O-Rita 12/8C	21.67	1.62
57	1820019987	Bud Light Lime-A-Rita 12/8C	16.11	2.17
58	1820025833	Bud Light Lime Grape-A-Rita 1/25C	50.20	2.23
59	1820025533	Bud Light Lime Mang-O-Rita 1/25C	10.87	10.31
60	9200002013	Small Town Not Your Fathers Gngr 6/12B	181.82	0.15
61	8200073214	Smirnoff Ice Grape 6/11B	18.67	1.50

Segment #6 : Shelf #1 DEPTH: 24 in WIDTH: 528 in

POS	UPC	NAME	DOS	MVMT
50	3354495076	Svedka Spk Seltzer Variety Pack 12/12C ...	0.00	0.00
51	3410051660	Henrys Hard Sprkng Variety Pack 12/12C	0.00	0.00
52	8200078142	Smirnoff Spk Seltzer Mixed Pack 12/12C	0.00	0.00
53	63598526089	White Claw Blk Cherry HrdSeltzer 12/12C	0.00	0.00
54	7199009561	Blue Moon Mango Wheat 6/12B	0.00	0.00
55	8382023482	Guinness Extra Stout 12/11B	0.00	0.00

Segment #2 : Shelf #1 DEPTH: 24 in WIDTH: 169 in

POS	UPC	NAME	DOS	MVMT
44	63598526089	White Claw Blk Cherry HrdSeltzer 12/12C	0.00	0.00
45	7231123012	Dos Equis Lager 12/12B	0.00	0.00
46	7199009561	Blue Moon Mango Wheat 6/12B	0.00	0.00
47	8066095787	Negra Modelo 12/12B	0.00	0.00
48	8769200673	Samuel Adams Sam 76 6/12C	0.00	0.00
49	7777700250	Arnold Palmer Hard Half & Half 1/24C	0.00	0.00

Segment #2 : Shelf #6 DEPTH: 31 in WIDTH: 48 in

POS	UPC	NAME	DOS	MVMT
76	7199030079	Coors Light 24/12BBB	20.51	1.37
77	1820053308	Bud Light 18/12B	5.80	9.65
78	1820053349	Bud Light 24/12BBB	4.92	5.69

Segment #2 : Shelf #5 DEPTH: 27 in WIDTH: 48 in

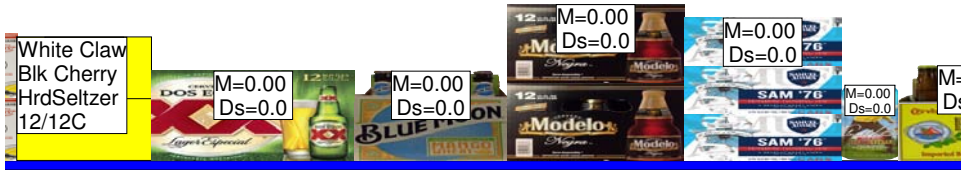
POS	UPC	NAME	DOS	MVMT
-----	-----	------	-----	------

Segment: 2

Page: 6 of 36



Shop Rite



73	7199031600	Coors Light 24/12C	1.57	17.83
74	1820053218	Bud Light 18/12C	4.31	9.75
75	1820053168	Bud Light 24/12C	2.20	12.75

Segment #2 : Shelf #4 DEPTH: 27 in WIDTH: 48 in

POS	UPC	NAME	DOS	MVMT
70	7199030017	Coors Light 18/12C	2.12	19.85
71	1820053047	Bud Light 12/12C	9.31	9.02
72	1820000769	Bud Light 12/12B	3.17	6.62

Segment #2 : Shelf #3 DEPTH: 27 in WIDTH: 48 in

POS	UPC	NAME	DOS	MVMT
66	7199000048	Coors Light 12/12C	3.82	10.98
67	7199030069	Coors Light 12/12B	3.05	6.88
68	1820000833	Bud Light 6/12B	23.19	3.02
69	1820000773	Bud Light 6/7B	28.73	1.46


Segment #2 : Shelf #2 DEPTH: 27 in WIDTH: 48 in

POS	UPC	NAME	DOS	MVMT
62	7199030005	Coors Light 6/12B	18.67	3.75
63	7199000008	Coors Light 6/12C	68.69	2.04
64	1820000106	Bud Light 6/12C	70.00	1.00
65	1820000016	Budweiser 6/12C	38.72	1.81

SKUs on Planogram: 315



Shop Rite



Planogram: SHOPRITE...

Segment #6 : Shelf #2 DEPTH: 24 in WIDTH: 528 in

POS	UPC	NAME	DOS	MVMT
92	8769200127	Samuel Adams Rebel IPA 6/12B	24.82	0.85
93	68174521122	Blue Point Variety 12/12B	72.92	0.19
94	7089718331	Fosters Premium Ale 1/25C	2.75	17.83
95	7199017049	Blue Moon Belgian White Ale 1/24C	0.00	0.00
96	8982600142	Tecate 1/24C	49.34	1.14
97	7231132124	Dos Equis Lager 1/24C	49.34	1.14
98	1820015983	Bud Light Lime 12/12C SC	6.12	2.29
99	1820020994	Bud Light Platinum 12/12C SC	3.37	4.15
100	7289000174	Heineken 1/169MBR	13.32	1.58
101	85389700217	Spiked Seltzer IndRvr Grapefruit 6/12B	39.33	0.71

Segment #6 : Shelf #1 DEPTH: 24 in WIDTH: 528 in

POS	UPC	NAME	DOS	MVMT
86	89413700263	Crispin Rose Cider 6/12B	0.00	0.00
87	7231163021	Sol 6/12B	0.00	0.00
88	1820020069	Budweiser Reserve Series 6/12B	0.00	0.00
89	85389700232	Spiked Seltzer Ventura Lemon 6/12C	0.00	0.00
90	85389700231	Spiked Seltzer IndRvr Grapefruit 6/12C	0.00	0.00
91	85389700249	Spiked Seltzer Prickly Pear 6/12C	0.00	0.00

Segment #2 : Shelf #1 DEPTH: 24 in WIDTH: 169 in

POS	UPC	NAME	DOS	MVMT
79	8066095301	Pacifico Clara 6/12B	0.00	0.00
80	8382023482	Guinness Extra Stout 12/11B	0.00	0.00
81	89413700263	Crispin Rose Cider 6/12B	0.00	0.00
82	7231163021	Sol 6/12B	0.00	0.00
83	85389700227	Spiked Seltzer Variety Pack 12/12C	224.00	0.25
84	1820020082	Michelob Ultra Pure Gold 6/12B	656.25	0.10
85	78615000170	Stella Artois 1/19C	0.00	0.00

Segment #3 : Shelf #5 DEPTH: 31 in WIDTH: 48 in


POS	UPC	NAME	DOS	MVMT
117	1820011308	Budweiser 18/12B	3.17	8.85
118	1820011349	Budweiser 24/12BBB	3.23	8.67

Segment: 3

Page: 8 of 36



Shop Rite



119	1820005990	Michelob Ultra 12/12B	14.96	2.81
120	1820096624	Michelob Ultra 18/12B	5.71	4.90
121	1820020083	Michelob Ultra Pure Gold 12/12B	1105.26	0.04

Segment #3 : Shelf #4 DEPTH: 27 in WIDTH: 48 in

POS	UPC	NAME	DOS	MVMT
113	1820000771	Budweiser 12/12B	2.62	5.35
114	1820011168	Budweiser 24/12C	1.55	18.06
115	1820096715	Michelob Ultra 24/12C	368.42	0.04
116	1820020082	Michelob Ultra Pure Gold 6/12B	656.25	0.10

Segment #3 : Shelf #3 DEPTH: 27 in WIDTH: 48 in

POS	UPC	NAME	DOS	MVMT
109	1820011047	Budweiser 12/12C	1.74	16.11
110	1820011218	Budweiser 18/12C	3.56	11.79
111	1820006991	Michelob Ultra 12/12C SC	21.83	0.96
112	1820096721	Michelob Ultra 18/12C SC	6.91	3.04

Segment #3 : Shelf #2 DEPTH: 27 in WIDTH: 48 in

POS	UPC	NAME	DOS	MVMT
105	1820000834	Budweiser 6/12B	34.35	2.04
106	1820000774	Budweiser 6/7B	0.00	0.00
107	1820020069	Budweiser Reserve Series 6/12B	0.00	0.00
108	1820005989	Michelob Ultra 6/12B	46.08	1.52

Segment #3 : Shelf #1 DEPTH: 27 in WIDTH: 48 in

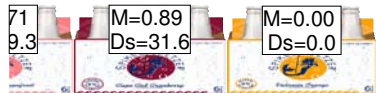

POS	UPC	NAME	DOS	MVMT
102	7199030120	Coors Light 3/24C	25.20	2.50
103	1820021986	Bud Light 3/25C	22.21	5.67
104	1820021985	Budweiser 3/25C	8.46	14.89

SKUs on Planogram: 315



Shop Rite

Planogram: SHOPRITE...



Segment #6 : Shelf #2 DEPTH: 24 in WIDTH: 528 in

POS	UPC	NAME	DOS	MVMT
125	85389700222	Spiked Seltzer Cape Cod Cranbry 6/12B	31.64	0.89
126	85389700216	SPIKED SELTZER PREMIXED COCKTA...	0.00	0.00

Segment #6 : Shelf #1 DEPTH: 24 in WIDTH: 528 in

Segment #2 : Shelf #1 DEPTH: 24 in WIDTH: 169 in

POS	UPC	NAME	DOS	MVMT
122	1820012982	Land Shark Lager 6/12B	88.48	0.71
123	1820020069	Budweiser Reserve Series 6/12B	0.00	0.00
124	68174500134	Blue Point Toasted Lager 18/12C	0.00	0.00

Segment #4 : Shelf #5 DEPTH: 31 in WIDTH: 48 in

POS	UPC	NAME	DOS	MVMT
133	1820012998	Land Shark Lager 12/12B	25.10	1.67
134	8992441003	Yuengling Traditional Lager 24/12B	0.00	0.00
135	8992427896	Yuengling Traditional Lager 12/12B	5.21	8.06
136	8992429386	Yuengling Black & Tan 12/12B	9.46	4.44
137	1820014990	Bud Light Lime 12/12B	6.87	6.12
138	1820018992	Bud Light Platinum 12/12B	5.37	7.83

Segment #4 : Shelf #4 DEPTH: 27 in WIDTH: 48 in

POS	UPC	NAME	DOS	MVMT
127	1820012982	Land Shark Lager 6/12B	88.48	0.71
128	8992495432	Yuengling Black & Tan 6/12B	19.36	1.81
129	8992427891	Yuengling Traditional Lager 6/12B	14.11	2.48
130	1820011985	Redbridge Lager 6/12B	95.89	0.36
131	1820014991	Bud Light Lime 6/12B	17.84	1.96
132	1820018993	Bud Light Platinum 6/12B	13.48	2.60

Segment #4 : Shelf #3 DEPTH: 27 in WIDTH: 48 in

Segment #4 : Shelf #2 DEPTH: 27 in WIDTH: 48 in

Segment #4 : Shelf #1 DEPTH: 27 in WIDTH: 48 in

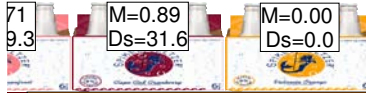
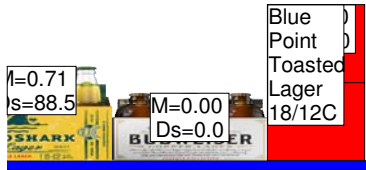
Segment: 4

Page: 10 of 36



Shop Rite

SKUs on Planogram: 315





Shop Rite

Planogram: SHOPRITE...

Segment #6 : Shelf #2 DEPTH: 24 in WIDTH: 528 in

Segment #6 : Shelf #1 DEPTH: 24 in WIDTH: 528 in

Segment #5 : Shelf #5 DEPTH: 31 in WIDTH: 48 in

POS	UPC	NAME	DOS	MVMT
167	3061300071	Brooklyn Variety Pack 12/12B	44.59	0.94
168	73692011139	Goose Island Seasonal Sampler 12/12B	57.46	0.73
169	1820019991	Shock Top Seasonal 12/12B	34.12	1.23
170	1820017991	Shock Top Sampler 12/12B	39.00	1.08
171	7199009536	Blue Moon Seasonal 12/12B	12.55	2.23
172	87692011103	Samuel Adams Seasonal 12/12B	14.37	2.92

Segment #5 : Shelf #4 DEPTH: 27 in WIDTH: 48 in


POS	UPC	NAME	DOS	MVMT
159	8066095683	Corona Extra 1/32B	43.17	1.14
160	8066095641	Corona Extra 1/24B	14.52	7.71
161	7289000478	Heineken 1/22B	25.10	5.02
162	78615000057	Stella Artois 1/22B	25.10	5.02
163	8248800006	Becks 1/22B	60.66	2.08
164	78615000170	Stella Artois 1/19C	0.00	0.00
165	7089701331	Fosters Lager 1/25C	2.26	24.73
166	68174500151	Blue Point Toasted Lager 1/25C	0.00	0.00

Segment #5 : Shelf #3 DEPTH: 27 in WIDTH: 48 in

POS	UPC	NAME	DOS	MVMT
152	8066095643	Corona Extra 1/24C	28.73	4.38
153	8066095721	Modelo 1/24C	31.35	4.02
154	7289000119	Heineken 1/24C	24.17	5.21
155	8797502650	Sapporo Draft 1/22C	130.98	0.96
156	1820025010	Michelob Ultra 1/25C	18.15	6.94
157	1820025000	Budweiser 1/25C	6.98	18.06
158	1820025001	Bud Light 1/25C	13.94	9.04

Segment #5 : Shelf #2 DEPTH: 27 in WIDTH: 48 in

POS	UPC	NAME	DOS	MVMT
-----	-----	------	-----	------





Shop Rite

145	221000004	Pabst 1/24C	22.44	5.62
146	1820025006	Bud Ice 1/25C	8.68	14.52
147	7143900601	Rolling Rock 1/25C	24.73	5.10
148	3410000005	Miller High Life 1/24C	13.62	9.25
149	3410000355	Miller Lite 1/24C	33.26	3.79
150	7199030065	Coors Light 1/24C	4.42	28.52
151	1820025009	Bud Light Lime 1/25C	26.74	4.71

Segment #5 : Shelf #1 DEPTH: 27 in WIDTH: 48 in

POS	UPC	NAME	DOS	MVMT
139	1820025013	Natty Daddy 1/25C	4.26	29.56
140	1820025002	Natural Ice 1/25C	4.46	28.25
141	1820025008	Natural Ice 1/25C	3.22	39.08
142	7199047712	Keystone Ice 1/24C	2.50	75.56
143	7199048024	Keystone Light 1/24C	2.80	45.08
144	7199010071	Coors 1/24C	3.19	59.21

SKUs on Planogram: 315





Shop Rite

Planogram: SHOPRITE...

Segment #6 : Shelf #2 DEPTH: 24 in WIDTH: 528 in

Segment #6 : Shelf #1 DEPTH: 24 in WIDTH: 528 in

Segment #6 : Shelf #7 DEPTH: 27 in WIDTH: 48 in

POS	UPC	NAME	DOS	MVMT
194	75452700024	New Belgium Fat Tire Amber Ale 12/12B	56.00	0.50
195	75452700084	New Belgium Fat Tire Belgn White 12/12B	0.00	0.00
196	3410051607	Leinenkugel Seasonal Shandy 12/12B	50.18	0.56
197	4182700012	Harpoon Mix Pack 12/12B	40.46	0.69
198	63848900189	Dogfish Head 60 Minute IPA 12/12C	34.65	1.21
199	64286090024	Founders All Day IPA 15/12C	0.00	0.00

Segment #6 : Shelf #6 DEPTH: 27 in WIDTH: 48 in

POS	UPC	NAME	DOS	MVMT
188	75452700022	New Belgium Fat Tire Amber Ale 6/12B	29.84	1.17
189	75452700716	New Belgium Fat Tire Belgn White 6/12B	0.00	0.00
190	3410051605	Leinenkugel Seasonal Shandy 6/12B	21.41	1.64
191	4182700146	Harpoon Seasonal 6/12B	70.00	0.50
192	63848900190	Dogfish Head Flesh & Blood IPA 6/12C	79.10	0.89
193	64286020007	Founders Dirty Bastard 6/12B	0.00	0.00

Segment #6 : Shelf #5 DEPTH: 27 in WIDTH: 48 in

POS	UPC	NAME	DOS	MVMT
182	75452700066	New Belgium VooDoo Ranger IPA 6/12B	33.72	1.04
183	67243800024	Ballast Point Sculpin IPA 6/12B	0.00	0.00
184	85016200819	10 Barrel Apocalypse IPA 6/12C	0.00	0.00
185	4182700076	Harpoon IPA 6/12B	454.55	0.08
186	63848900178	Dogfish Head SeaQuenchAle 6/12B	0.00	0.00
187	85375900027	Southern Tier 2XIPA 6/12B	36.38	0.96

Segment #6 : Shelf #4 DEPTH: 27 in WIDTH: 48 in

POS	UPC	NAME	DOS	MVMT
178	81369502005	Flagship APA 6/12B	63.00	1.00
179	81369502011	Flagship IPA 6/12B	21.20	1.98
180	72383000009	Lagunitas IPA 6/12B	17.34	2.02





Shop Rite

181 7238300020 Lagunitas A Little Sumpin Sumpin 6/12B 0.00 0.00

Segment #6 : Shelf #3 DEPTH: 27 in WIDTH: 48 in

POS	UPC	NAME	DOS	MVMT
173	79603011496	Kona Big Wave Golden Ale 6/12B	921.05	0.04
174	79603011494	Kona Longboard Lager 6/12B	0.00	0.00
175	8378333100	Sierra Nevada Torpedo Extra IPA 6/12B	35.00	1.00
176	8378322822	Sierra Nevada Seasonal 6/12B	29.84	1.17
177	81790400083	Elysian Space Dust IPA 6/12B	21.67	1.62

SKUs on Planogram: 315





Shop Rite

Planogram: SHOPRITE...

Segment #6 : Shelf #2 DEPTH: 24 in WIDTH: 528 in

Segment #6 : Shelf #1 DEPTH: 24 in WIDTH: 528 in

Segment #7 : Shelf #5 DEPTH: 31 in WIDTH: 48 in

POS	UPC	NAME	DOS	MVMT
224	73692011180	Goose Island India Pale Ale 12/12B	29.13	1.44
225	1820015981	Shock Top Belgian White Ale 12/12B	10.55	3.98
226	7199009516	Blue Moon Belgian White Ale 12/12B	3.78	7.40
227	8769229103	Samuel Adams Ssnl Variety-Mix Pk 12/12B	14.09	2.98
228	8769210014	Samuel Adams Boston Lgr 12/12B	17.47	2.40
229	8248812300	Becks 12/12B	1.46	38.27

Segment #7 : Shelf #4 DEPTH: 27 in WIDTH: 48 in

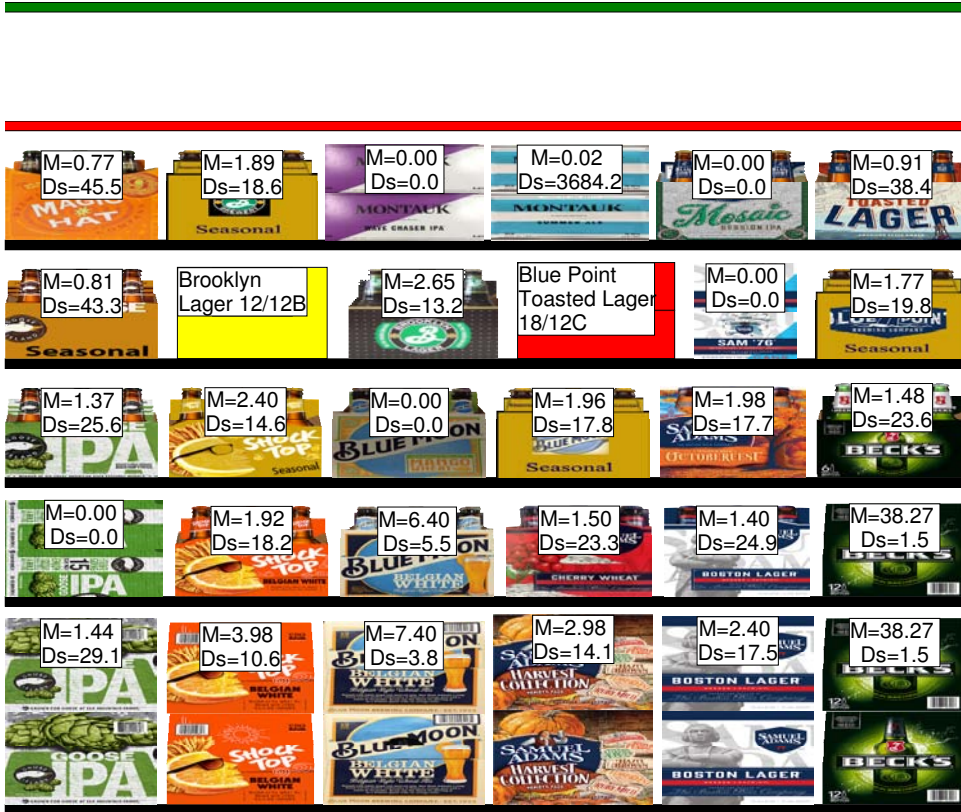
POS	UPC	NAME	DOS	MVMT
218	73692011651	Goose Island India Pale Ale 15/12C	0.00	0.00
219	1820013986	Shock Top Belgian White Ale 6/12B	18.20	1.92
220	7199009511	Blue Moon Belgian White Ale 6/12B	5.47	6.40
221	8769227102	Samuel Adams Cherry Wht 6/12B	23.33	1.50
222	8769210012	Samuel Adams Boston Lgr 6/12B	24.93	1.40
223	8248812300	Becks 12/12B	1.46	38.27

Segment #7 : Shelf #3 DEPTH: 27 in WIDTH: 48 in

POS	UPC	NAME	DOS	MVMT
212	73692011132	Goose Island India Pale Ale 6/12B	25.64	1.37
213	1820017993	Shock Top Seasonal 6/12B	14.56	2.40
214	7199009561	Blue Moon Mango Wheat 6/12B	0.00	0.00
215	7199009532	Blue Moon Seasonal 6/12B	17.84	1.96
216	8769230050	Samuel Adams Seasonal 6/12B	17.67	1.98
217	8248812345	Becks 6/12B	23.63	1.48

Segment #7 : Shelf #2 DEPTH: 27 in WIDTH: 48 in

POS	UPC	NAME	DOS	MVMT
206	73692011118	Goose Island Seasonal 6/12B	43.32	0.81
207	3061300031	Brooklyn Lager 12/12B	11.37	1.23
208	3061300001	Brooklyn Lager 6/12B	13.19	2.65



Segment: 7

Page: 16 of 36



Shop Rite

209	68174500134	Blue Point Toasted Lager 18/12C	0.00	0.00
210	8769200673	Samuel Adams Sam 76 6/12C	0.00	0.00
211	68174511118	Blue Point Seasonal 6/12B	19.79	1.77

Segment #7 : Shelf #1 DEPTH: 27 in WIDTH: 48 in

POS	UPC	NAME	DOS	MVMT
200	79837312602	Magic Hat #9 6/12B	45.51	0.77
201	3061300053	Brooklyn Seasonal 6/12B	18.57	1.89
202	86907100027	Montauk Wave Chaser IPA 6/12C	0.00	0.00
203	86273700006	Montauk Summer Ale 6/12C	3684.21	0.02
204	68174512232	Blue Point Mosaic Session 2 6/12B	0.00	0.00
205	68174511112	Blue Point Toasted Lager 6/12B	38.38	0.91

SKUs on Planogram: 315





Shop Rite

Planogram: SHOPRITE...

Segment #6 : Shelf #2 DEPTH: 24 in WIDTH: 528 in

Segment #6 : Shelf #1 DEPTH: 24 in WIDTH: 528 in

Segment #8 : Shelf #5 DEPTH: 31 in WIDTH: 48 in

POS	UPC	NAME	DOS	MVMT
252	7861500014	Stella Artois 12/11B	3.62	23.23
253	7289000159	Heineken Premium Light 12/12B	4.14	10.15
254	7289000423	Heineken Premium Light 18/12B	0.00	0.00
255	7289000016	Heineken 12/12B	1.43	39.21
256	7289000152	Heineken 18/12B	4.84	7.23

Segment #8 : Shelf #4 DEPTH: 27 in WIDTH: 48 in

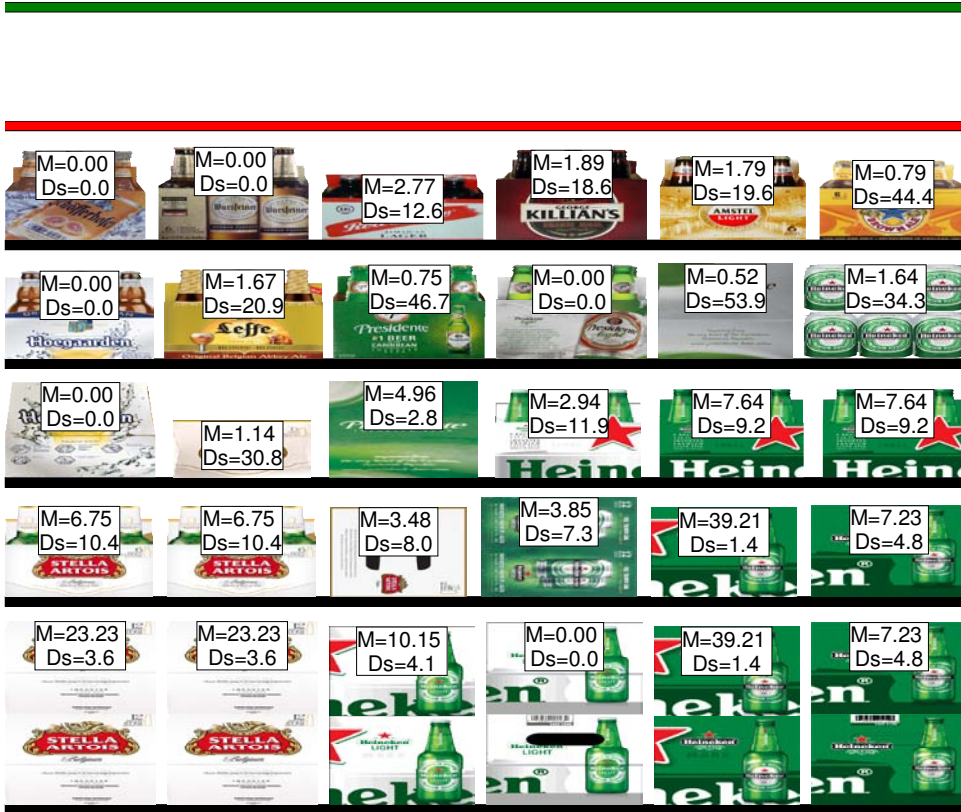
POS	UPC	NAME	DOS	MVMT
247	78615000001	Stella Artois 6/11B	10.37	6.75
248	78615000016	Stella Artois 12/11C	8.04	3.48
249	7289000020	Heineken 12/12C	7.28	3.85
250	72890000016	Heineken 12/12B	1.43	39.21
251	7289000152	Heineken 18/12B	4.84	7.23

Segment #8 : Shelf #3 DEPTH: 27 in WIDTH: 48 in

POS	UPC	NAME	DOS	MVMT
242	78615000148	Hoegaarden 12/11B	0.00	0.00
243	78615000200	Stella Artois 6/11C	30.84	1.14
244	71905700156	Presidente 12/12B	2.82	4.96
245	72890000158	Heineken Premium Light 6/12B	11.90	2.94
246	72890000011	Heineken 6/12B	9.17	7.63

Segment #8 : Shelf #2 DEPTH: 27 in WIDTH: 48 in

POS	UPC	NAME	DOS	MVMT
236	78615000146	Hoegaarden 6/11B	0.00	0.00
237	78615000030	Lefte Blonde 6/11B	20.92	1.67
238	71905700131	Presidente 6/12B	46.67	0.75
239	71905701163	Presidente Light 6/12B	0.00	0.00
240	71905701164	Presidente Light 12/12B	53.95	0.52
241	72890000000	Heineken 6/12C	34.25	1.64





Shop Rite

Segment #8 : Shelf #1 DEPTH: 27 in WIDTH: 48 in

POS	UPC	NAME	DOS	MVMT
230	4257204006	Schofferhofer Grapefirt Hefewzn 6/11B	0.00	0.00
231	8205410454	Warsteiner 6/11B	0.00	0.00
232	8382056793	Red Stripe 6/12B	12.64	2.77
233	7199070002	George Killian's Irish Red 6/12B	18.57	1.89
234	7289010011	Amstel Light 6/12B	19.57	1.79
235	8834510005	Newcastle Brown Ale 6/12B	44.42	0.79

SKUs on Planogram: 315





Shop Rite

Planogram: SHOPRITE...

Segment #6 : Shelf #2 DEPTH: 24 in WIDTH: 528 in

Segment #6 : Shelf #1 DEPTH: 24 in WIDTH: 528 in

Segment #9 : Shelf #5 DEPTH: 31 in WIDTH: 48 in

POS	UPC	NAME	DOS	MVMT
280	8066095715	Modelo 12/12C	1.98	21.19
281	8066095675	Corona Light 12/12B	3.18	13.21
282	8066095623	Corona Light 18/12B	21.41	1.31
283	8066095408	Coronita Extra 24/7B	2.72	10.31
284	8066095615	Corona Extra 12/12B	0.69	60.62
285	8066095680	Corona Extra 18/12B	1.97	14.21

Segment #9 : Shelf #4 DEPTH: 27 in WIDTH: 48 in

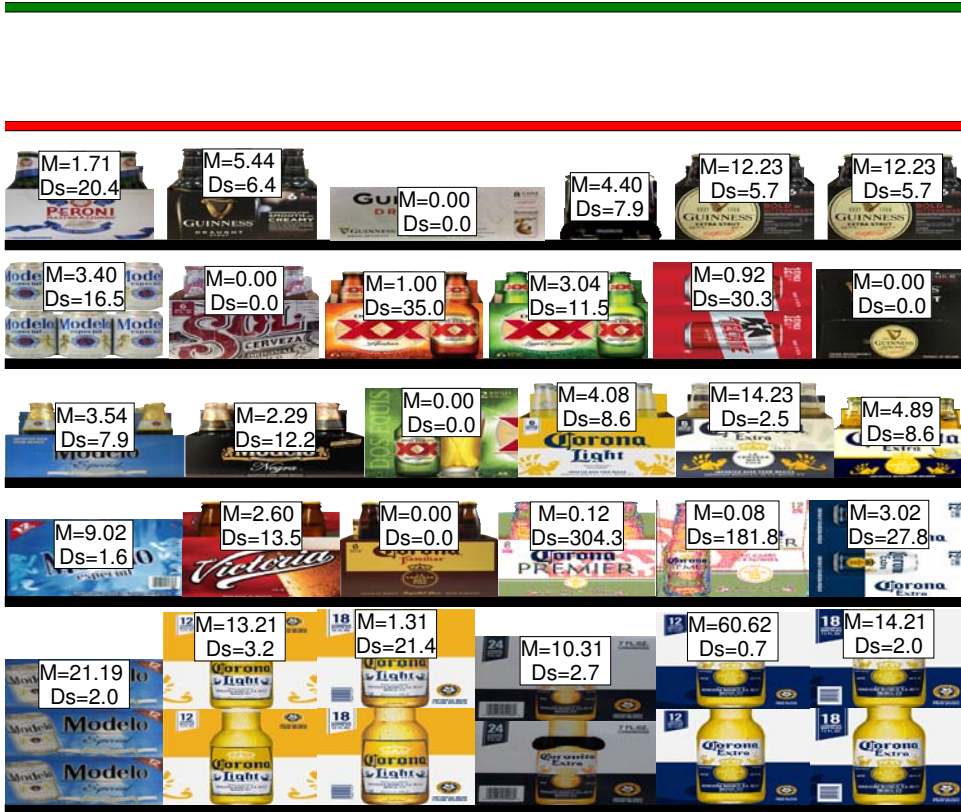
POS	UPC	NAME	DOS	MVMT
274	8066095757	Modelo 12/12B	1.55	9.02
275	8066095881	Victoria 6/12B	13.48	2.60
276	3354495051	Corona Familiar 6/12B	0.00	0.00
277	3354495041	Corona Premier 6/12B	304.35	0.12
278	3354495042	Corona Premier 12/12B	181.82	0.08
279	8066095695	Corona Extra 12/12C	27.82	3.02

Segment #9 : Shelf #3 DEPTH: 27 in WIDTH: 48 in

POS	UPC	NAME	DOS	MVMT
268	8066095765	Modelo 6/12B	7.91	3.54
269	8066095785	Negra Modelo 6/12B	12.24	2.29
270	7231123012	Dos Equis Lager 12/12B	0.00	0.00
271	8066095625	Corona Light 6/12B	8.58	4.08
272	8066095605	Corona Extra 6/12B	2.46	14.23
273	8066095401	Coronita Extra 6/7B	8.60	4.88

Segment #9 : Shelf #2 DEPTH: 27 in WIDTH: 48 in

POS	UPC	NAME	DOS	MVMT
262	8066095755	Modelo 6/12C	16.45	3.40
263	7231163021	Sol 6/12B	0.00	0.00
264	7231163011	Dos Equis Ambar 6/12B	35.00	1.00





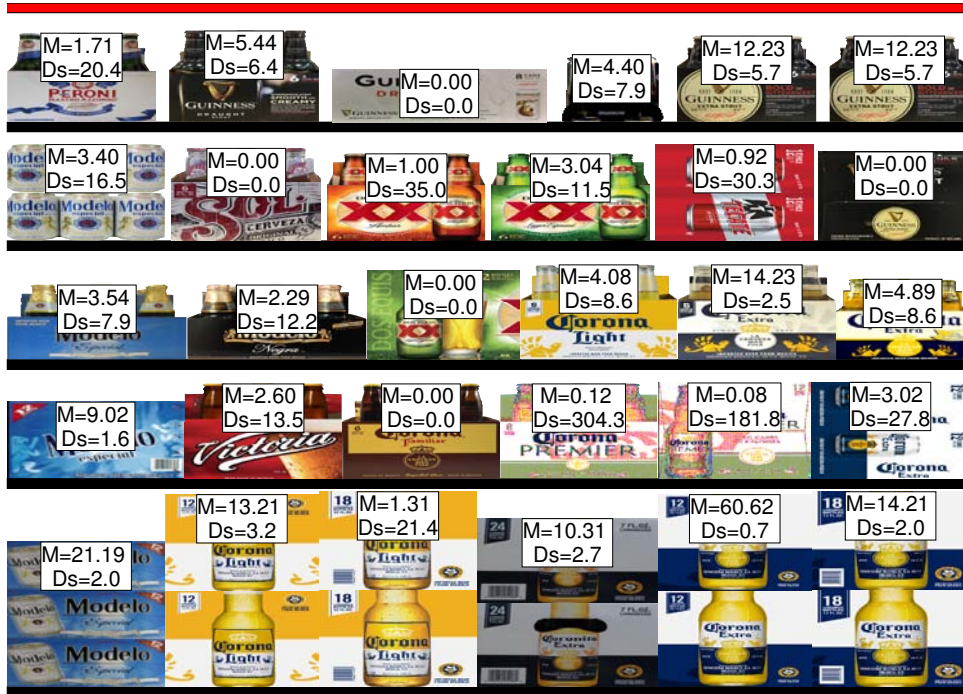
Shop Rite

265	7231163012	Dos Equis Lager 6/12B	11.52	3.04
266	8982690033	Tecate 12/12C	30.34	0.92
267	8382023482	Guinness Extra Stout 12/11B	0.00	0.00

Segment #9 : Shelf #1 DEPTH: 27 in WIDTH: 48 in

POS	UPC	NAME	DOS	MVMT
257	18195400002	Peroni Nastro Azzuro 6/12B	20.44	1.71
258	8382010401	Guinness Draught 6/11B	6.43	5.44
259	8382012368	Guinness Draught 8/15C	0.00	0.00
260	8382012360	Guinness Draught 4/15C	7.95	4.40
261	8382012393	Guinness Extra Stout 6/11B	5.72	12.23

SKUs on Planogram: 315





Shop Rite

Planogram: SHOPRITE...

Segment #6 : Shelf #2 DEPTH: 24 in WIDTH: 528 in

Segment #6 : Shelf #1 DEPTH: 24 in WIDTH: 528 in

Segment #10 : Shelf #6 DEPTH: 31 in WIDTH: 48 in

POS	UPC	NAME	DOS	MVMT
315	8769200033	Angry Orchard Crisp Apple 12/12B	10.11	2.08
316	8769200017	Angry Orchard Variety Pack 12/12B	14.00	1.50
317	8834510168	Strongbow Variety Pack 12/11B	28.00	0.75
318	1820023997	Stella Artois Cidre 12/12B	12.55	1.67
319	1820020993	Bud Light Lime Straw-Ber-Rita 12/8C	19.67	2.13
320	1820022992	Bud Light Lime-A-Rita Seasonal 12/8C	24.26	1.73

Segment #10 : Shelf #5 DEPTH: 27 in WIDTH: 48 in

POS	UPC	NAME	DOS	MVMT
309	8769282102	Angry Orchard Crisp Apple 6/12B	6.72	5.21
310	8769200660	Angry Orchard Rose 6/12B	37.15	0.94
311	8834510182	Strongbow Cherry Blossom Hrd Cdr 6/11B	29.84	1.17
312	1820024001	Stella Artois Cidre 6/12B	12.55	2.79
313	1820020074	Bud Light Lime-A-Rita 6/12B	0.00	0.00
314	1820020076	Bud Light Lime Straw-Ber-Rita 6/12B	0.00	0.00

Segment #10 : Shelf #4 DEPTH: 27 in WIDTH: 48 in

POS	UPC	NAME	DOS	MVMT
303	8769200079	Angry Orchard Seasonal 6/12B	30.84	1.14
304	3410008716	Redd's Apple Ale 6/12B	0.00	0.00
305	8834510151	Strongbow Gold Hard Cider 6/11B	14.92	2.35
306	1497450009	Woodchuck Amber 6/12B	49.16	0.71
307	4182740012	Harpoon Cider 6/12B	0.00	0.00
308	89413700263	Crispin Rose Cider 6/12B	0.00	0.00

Segment #10 : Shelf #3 DEPTH: 27 in WIDTH: 48 in

POS	UPC	NAME	DOS	MVMT
297	8769200149	Angry Orchard Green Apple 6/12B	13.19	2.65
298	8248812700	Becks NA 6/12B	0.00	0.00
299	7199077005	Coors NA 6/12B	0.00	0.00





Shop Rite

300	5230002545	Old Milwaukee NA 12/12C	0.00	0.00
301	1820003982	O'Doul's Amber 12/12C	0.00	0.00
302	1820079047	O'Doul's 12/12C	0.00	0.00

Segment #10 : Shelf #2 DEPTH: 27 in WIDTH: 48 in

POS	UPC	NAME	DOS	MVMT
293	8043280254	Seagram's Escapes Strawberry Daq 4/11B	10.77	6.50
294	8043210346	Seagram's Escapes JamaicanMeHapy 4/...	8.54	8.19
295	1820002992	O'Doul's Amber 6/12B	0.00	0.00
296	1820000784	O'Doul's 6/12B	0.00	0.00

Segment #10 : Shelf #1 DEPTH: 27 in WIDTH: 48 in

POS	UPC	NAME	DOS	MVMT
286	1820025014	Bud Light Lime-A-Rita 1/25C	15.56	8.10
287	1820025538	Bud Light Lime-A-Rita Seasonal 1/25C	11.54	10.92
288	7777700250	Arnold Palmer Hard Half & Half 1/24C	0.00	0.00
289	8769283231	Twisted Tea 1/24C	29.65	4.25
290	8769275231	Twisted Tea Half & Half 1/24C	35.41	3.56
291	63598524985	Mikes HARDER Cranberry Lemonade 1/...	182.08	0.69
292	63598525884	Mikes Hard Black Cherry Lemonade 1/23...	44.57	2.83

SKUs on Planogram: 315





Shop Rite

Planogram: SHOPRITE...

Segment #6 : Shelf #2 DEPTH: 24 in WIDTH: 528 in

Segment #6 : Shelf #1 DEPTH: 24 in WIDTH: 528 in

Segment #11 : Shelf #6 DEPTH: 31 in WIDTH: 48 in

POS	UPC	NAME	DOS	MVMT
350	8043280290	Seagram's Escapes Variety Pack 12/11B	8.27	2.54
351	8769200378	Twisted Tea Mix Pack 12/12C	0.00	0.00
352	8769283134	Twisted Tea 12/12C	0.00	0.00
353	8769283103	Twisted Tea 12/12B	14.76	1.42
354	63598512998	Mikes Hard Variety Pack 12/11B	6.24	3.37

Segment #11 : Shelf #5 DEPTH: 27 in WIDTH: 48 in

POS	UPC	NAME	DOS	MVMT
345	8200072908	Smirnoff Ice Party Pack 12/11B	0.00	0.00
346	8769283102	Twisted Tea 6/12B	31.11	2.25
347	8769285102	Twisted Tea Raspberry 6/12B	28.00	1.25
348	8769275102	Twisted Tea Half & Half 6/12B	14.68	2.38
349	63598526023	Mikes Hard Black Cherry Lemonade 12/1...	0.00	0.00

Segment #11 : Shelf #4 DEPTH: 27 in WIDTH: 48 in

POS	UPC	NAME	DOS	MVMT
340	8200072751	Smirnoff Ice Green Apple 6/11B	10.52	3.33
341	8200072385	Smirnoff Ice 6/11B	11.67	3.00
342	63598506074	Mikes Hard Seasonal 6/11B	17.84	1.96
343	63598510062	Mikes Hard Lemonade 6/11B	10.28	3.40
344	63598506744	Mikes Hard Black Cherry Lemonade 6/11B	20.92	3.35

Segment #11 : Shelf #3 DEPTH: 27 in WIDTH: 48 in

POS	UPC	NAME	DOS	MVMT
334	8200078142	Smirnoff Spk Seltzer Mixed Pack 12/12C	0.00	0.00
335	3410051660	Henry's Hard Sprkling Variety Pack 12/12C	0.00	0.00
336	3354495076	Svedka Spk Seltzer Variety Pack 12/12C ...	0.00	0.00
337	61300874833	Arnold Palmer Spiked Half & Half 6/12C	0.00	0.00
338	1820020091	Best Damn Hard Tea Peach 6/12B	0.00	0.00
339	1820020048	Best Damn Hard Tea Original 6/12B	0.00	0.00





Shop Rite

Segment #11 : Shelf #2 DEPTH: 27 in WIDTH: 48 in

POS	UPC	NAME	DOS	MVMT
327	8769200417	Truly Spiked Spkgl Colima Lime 6/12C	0.00	0.00
328	8769200474	Truly Spiked Spkgl Colima Lime 12/12C	0.00	0.00
329	63598520025	White Claw Blk Cherry HrdSeltzer 6/12C	20.23	1.04
330	63598502598	White Claw Natrl Lime HrdSeltzer 6/12C	34.65	0.81
331	63598554890	White Claw Variety Pk HrdSeltzer 12/12C	66.19	0.42
332	63598526089	White Claw Blk Cherry HrdSeltzer 12/12C	0.00	0.00
333	85389700227	Spiked Seltzer Variety Pack 12/12C	224.00	0.25

Segment #11 : Shelf #1 DEPTH: 27 in WIDTH: 48 in

POS	UPC	NAME	DOS	MVMT
321	8769200420	Truly Spiked Spkgl Grpfrt Pomelo 6/12C	165.09	0.21
322	8769200424	Truly Spiked Spkgl Mix Pack 12/12C	97.22	0.29
323	8769200414	Truly Spiked Spkgl Pomegranate 6/12C	0.00	0.00
324	85389700232	Spiked Seltzer Ventura Lemon 6/12C	0.00	0.00
325	85389700249	Spiked Seltzer Prickly Pear 6/12C	0.00	0.00
326	85389700231	Spiked Seltzer IndRvr Grapefruit 6/12C	0.00	0.00

SKUs on Planogram: 315



SHOPRITE FOREST #109 0109 Cold NV540

SHOPRITE FOREST Richmond Ave #109 0109

PLANOGRAM BACKING TABLE

2018 Oct 25 Shop Rite 985 Richmond Avenue Final.PSA

Planogram: SHOPRITE FOREST #109 0109 Cold NV540

Segment #1 : Shelf #5 DEPTH: 31 in WIDTH: 48 in DISTANCE FROM TOP OF BASE SHELF TO BOTTOM OF SHELF: 2.00 in

POS	# FAC	UPC	NAME	CASES	CAPACITY	UNITS HIGH	DOS	MVMT
40	1	7143945712	Rolling Rock 12/12B	3.0	6	2	7.2	5.8
41	1	3410057256	Miller Lite 18/12B	4.0	4	2	0.0	0.0
42	1	3410057306	Miller Lite 24/12C	6.0	6	3	21.2	2.0
43	1	7199030078	Coors Light 18/12B	8.0	8	2	4.0	13.9

Segment #1 : Shelf #4 DEPTH: 27 in WIDTH: 48 in DISTANCE FROM TOP OF BASE SHELF TO BOTTOM OF SHELF: 23.00 in

POS	# FAC	UPC	NAME	CASES	CAPACITY	UNITS HIGH	DOS	MVMT
36	1	7143934450	Rolling Rock 12/12C	3.0	6	2	4.0	10.5
37	1	3410057636	Miller Lite 12/12C	3.0	6	2	9.5	4.4
38	1	3410057509	Miller Lite 12/12B	1.0	2	1	4.5	3.1
39	1	3410057340	Miller Lite 18/12C	6.0	6	2	6.6	6.3

Segment #1 : Shelf #3 DEPTH: 27 in WIDTH: 48 in DISTANCE FROM TOP OF BASE SHELF TO BOTTOM OF SHELF: 35.00 in

POS	# FAC	UPC	NAME	CASES	CAPACITY	UNITS HIGH	DOS	MVMT
30	1	7199048004	Keystone Light 12/12C	2.0	4	2	0.0	0.0
31	1	3410031602	Milwaukee's Best 12/12C	2.0	4	2	19.2	1.5
32	1	7248002403	Schaefer 12/12C	2.0	4	2	8.6	3.3
33	1	3410017509	Miller Genuine Draft 12/12B	1.0	2	1	0.0	0.0
34	1	3410001636	Miller High Life 12/12C	2.0	4	2	19.4	1.4
35	1	3410001509	Miller High Life 12/12B	1.0	2	1	2.5	5.6

Segment #1 : Shelf #2 DEPTH: 27 in WIDTH: 48 in DISTANCE FROM TOP OF BASE SHELF TO BOTTOM OF SHELF: 47.00 in

POS	# FAC	UPC	NAME	CASES	CAPACITY	UNITS HIGH	DOS	MVMT
25	1	2210000170	Pabst 12/12C	2.0	4	2	3.0	9.4
26	1	1820028443	Natural Ice 15/12C	2.0	4	2	28.0	1.0
27	1	1820020077	Natural Light 15/12C	2.0	4	2	7.1	3.9
28	1	1820061047	Busch 12/12C	2.0	4	2	23.5	1.2
29	1	1820000647	Bud Ice 12/12C	2.0	4	2	52.0	0.5

Segment #1 : Shelf #1 DEPTH: 27 in WIDTH: 48 in DISTANCE FROM TOP OF BASE SHELF TO BOTTOM OF SHELF: 59.00 in

POS	# FAC	UPC	NAME	CASES	CAPACITY	UNITS HIGH	DOS	MVMT
19	1	7143934806	Rolling Rock 6/12B	1.3	5	1	62.7	0.6
20	1	3410001505	Miller High Life 6/12B	1.3	5	1	22.2	1.6
21	1	3410057505	Miller Lite 6/12B	1.3	5	1	20.2	1.7
22	1	7199030104	Coors Light 9/16AL	1.5	3	1	11.9	1.8
23	1	1820020998	Bud Light 8/16AL	1.7	5	1	12.2	2.9
24	1	1820021979	Budweiser 8/16AL	0.7	2	1	10.0	1.4

Segment #6 : Shelf #2 DEPTH: 24 in WIDTH: 528 in DISTANCE FROM TOP OF BASE SHELF TO BOTTOM OF SHELF: 71.00 in

POS	# FAC	UPC	NAME	CASES	CAPACITY	UNITS HIGH	DOS	MVMT
12	1	1820020079	Bud Light Orange 6/12B	1.0	4	1	0.0	0.0
13	1	1820020090	Bud Light Orange 12/12C SC	1.0	2	1	0.0	0.0
14	1	1820020080	Bud Light Orange 12/12B	1.5	3	1	0.0	0.0
15	1	9200002000	Small Town Not Your Fathers RtBr 6/12B	1.0	4	1	16.7	1.7
16	1	1820025910	Bud Light Orange 1/25C	0.7	8	1	0.0	0.0
17	1	88715100094	Coney Island Mermaid Pilsner 6/12B	1.0	4	1	27.5	1.0
18	1	81790400013	Elysian The Immortal IPA 6/12B	1.0	4	1	36.4	0.8
56	1	1820022989	Bud Light Lime Mang-O-Rita 12/8C	2.5	5	1	21.7	1.6
57	1	1820019987	Bud Light Lime-A-Rita 12/8C	2.5	5	1	16.1	2.2

SHOPRITE FOREST #109 0109 Cold NV540

SHOPRITE FOREST Richmond Ave #109 0109

PLANOGRAM BACKING TABLE

58	2	1820025833	Bud Light Lime Grape-A-Rita 1/25C	1.1	16	1	50.2	2.2
59	2	1820025533	Bud Light Lime Mang-O-Rita 1/25C	1.1	16	1	10.9	10.3
60	1	9200002013	Small Town Not Your Fathers Gngr 6/12B	1.0	4	1	181.8	0.2
61	1	8200073214	Smirnoff Ice Grape 6/11B	1.0	4	1	18.7	1.5
92	1	8769200127	Samuel Adams Rebel IPA 6/12B	0.8	3	1	24.8	0.8
93	1	68174521122	Blue Point Variety 12/12B	1.0	2	1	72.9	0.2
94	1	7089718331	Fosters Premium Ale 1/25C	0.6	7	1	2.7	17.8
95	1	7199017049	Blue Moon Belgian White Ale 1/24C	0.7	8	1	0.0	0.0
96	1	8982600142	Tecate 1/24C	0.7	8	1	49.3	1.1
97	1	7231132124	Dos Equis Lager 1/24C	0.7	8	1	49.3	1.1
98	1	1820015983	Bud Light Lime 12/12C SC	1.0	2	1	6.1	2.3
99	1	1820020994	Bud Light Platinum 12/12C SC	1.0	2	1	3.4	4.2
100	1	7289000174	Heineken 1/169MBR	1.5	3	1	13.3	1.6
101	1	85389700217	Spiked Seltzer IndRvr Grapefruit 6/12B	1.0	4	1	39.3	0.7
125	1	85389700222	Spiked Seltzer Cape Cod Cranbrry 6/12B	1.0	4	1	31.6	0.9
126	1	85389700216	SPIKED SELTZER PREMIXED COCKTAI...	1.0	4	1	0.0	0.0

Segment #6 : Shelf #1 DEPTH: 24 in WIDTH: 528 in DISTANCE FROM TOP OF BASE SHELF TO BOTTOM OF SHELF: 83.00 in

POS	#	FAC	UPC	NAME	CASES	CAPACITY	UNITS HIGH	DOS	MVMT
7	1		71905701164	Presidente Light 12/12B	1.0	2	1	53.9	0.5
8	1		68174500134	Blue Point Toasted Lager 18/12C	4.0	4	1	0.0	0.0
9	1		7199048004	Keystone Light 12/12C	2.0	4	1	0.0	0.0
10	1		68174500151	Blue Point Toasted Lager 1/25C	0.5	8	1	0.0	0.0
11	1		7231123012	Dos Equis Lager 12/12B	1.5	3	1	0.0	0.0
50	1		3354495076	Svedka Spk Seltzer Variety Pack 12/12C ...	1.5	3	1	0.0	0.0
51	1		3410051660	Henrys Hard Sprkng Variety Pack 12/12C	1.5	3	1	0.0	0.0
52	1		8200078142	Smirnoff Spk Seltzer Mixed Pack 12/12C	1.5	3	1	0.0	0.0
53	1		63598526089	White Claw Blk Cherry HrdSeltzer 12/12C	1.0	2	1	0.0	0.0
54	1		7199009561	Blue Moon Mango Wheat 6/12B	1.0	4	1	0.0	0.0
55	1		8382023482	Guinness Extra Stout 12/11B	1.5	3	1	0.0	0.0
86	1		89413700263	Crispin Rose Cider 6/12B	1.0	4	1	0.0	0.0
87	1		7231163021	Sol 6/12B	1.0	4	1	0.0	0.0
88	1		1820020069	Budweiser Reserve Series 6/12B	1.0	4	1	0.0	0.0
89	1		85389700232	Spiked Seltzer Ventura Lemon 6/12C	1.3	5	1	0.0	0.0
90	1		85389700231	Spiked Seltzer IndRvr Grapefruit 6/12C	1.3	5	1	0.0	0.0
91	1		85389700249	Spiked Seltzer Prickly Pear 6/12C	1.3	5	1	0.0	0.0

Segment #2 : Shelf #1 DEPTH: 24 in WIDTH: 169 in DISTANCE FROM TOP OF BASE SHELF TO BOTTOM OF SHELF: 96.00 in

POS	#	FAC	UPC	NAME	CASES	CAPACITY	UNITS HIGH	DOS	MVMT
1	1		7777700250	Arnold Palmer Hard Half & Half 1/24C	0.7	8	1	0.0	0.0
2	1		8066095711	Modelo 18/12C	3.0	3	3	0.0	0.0
3	1		8066095695	Corona Extra 12/12C	4.0	8	2	27.8	3.0
4	1		3354495076	Svedka Spk Seltzer Variety Pack 12/12C ...	3.0	6	2	0.0	0.0
5	1		3410051660	Henrys Hard Sprkng Variety Pack 12/12C	3.0	6	2	0.0	0.0
6	1		8200078142	Smirnoff Spk Seltzer Mixed Pack 12/12C	3.0	6	2	0.0	0.0
44	1		63598526089	White Claw Blk Cherry HrdSeltzer 12/12C	2.0	4	2	0.0	0.0
45	1		7231123012	Dos Equis Lager 12/12B	1.5	3	1	0.0	0.0
46	1		7199009561	Blue Moon Mango Wheat 6/12B	1.0	4	1	0.0	0.0
47	1		8066095787	Negra Modelo 12/12B	1.0	2	2	0.0	0.0
48	1		8769200673	Samuel Adams Sam 76 6/12C	3.0	12	3	0.0	0.0
49	1		7777700250	Arnold Palmer Hard Half & Half 1/24C	0.7	8	1	0.0	0.0
79	1		8066095301	Pacifico Clara 6/12B	1.0	4	1	0.0	0.0
80	1		8382023482	Guinness Extra Stout 12/11B	3.0	6	2	0.0	0.0
81	1		89413700263	Crispin Rose Cider 6/12B	1.0	4	1	0.0	0.0
82	1		7231163021	Sol 6/12B	1.0	4	1	0.0	0.0
83	1		85389700227	Spiked Seltzer Variety Pack 12/12C	2.0	4	2	224.0	0.3
84	1		1820020082	Michelob Ultra Pure Gold 6/12B	1.0	4	1	656.3	0.1
85	1		78615000170	Stella Artois 1/19C	0.4	9	1	0.0	0.0
122	1		1820012982	Land Shark Lager 6/12B	1.0	4	1	88.5	0.7
123	1		1820020069	Budweiser Reserve Series 6/12B	1.0	4	1	0.0	0.0
124	1		68174500134	Blue Point Toasted Lager 18/12C	2.0	2	2	0.0	0.0

Segment #2 : Shelf #6 DEPTH: 31 in WIDTH: 48 in DISTANCE FROM TOP OF BASE SHELF TO BOTTOM OF SHELF: 2.00 in

POS	#	FAC	UPC	NAME	CASES	CAPACITY	UNITS HIGH	DOS	MVMT
-----	---	-----	-----	------	-------	----------	------------	-----	------

SHOPRITE FOREST #109 0109 Cold NV540

SHOPRITE FOREST Richmond Ave #109 0109

PLANOGRAM BACKING TABLE

76	1	7199030079	Coors Light 24/12BBB	4.0	4	2	20.5	1.4
77	1	1820053308	Bud Light 18/12B	8.0	8	2	5.8	9.7
78	1	1820053349	Bud Light 24/12BBB	4.0	4	2	4.9	5.7

Segment #2 : Shelf #5 DEPTH: 27 in WIDTH: 48 in DISTANCE FROM TOP OF BASE SHELF TO BOTTOM OF SHELF: 23.00 in

POS	#	FAC	UPC	NAME	CASES	CAPACITY	UNITS HIGH	DOS	MVMT
73	1		7199031600	Coors Light 24/12C	4.0	4	2	1.6	17.8
74	1		1820053218	Bud Light 18/12C	6.0	6	2	4.3	9.8
75	1		1820053168	Bud Light 24/12C	4.0	4	2	2.2	12.8

Segment #2 : Shelf #4 DEPTH: 27 in WIDTH: 48 in DISTANCE FROM TOP OF BASE SHELF TO BOTTOM OF SHELF: 35.00 in

POS	#	FAC	UPC	NAME	CASES	CAPACITY	UNITS HIGH	DOS	MVMT
70	1		7199030017	Coors Light 18/12C	6.0	6	2	2.1	19.8
71	2		1820053047	Bud Light 12/12C	6.0	12	2	9.3	9.0
72	1		1820000769	Bud Light 12/12B	1.5	3	1	3.2	6.6

Segment #2 : Shelf #3 DEPTH: 27 in WIDTH: 48 in DISTANCE FROM TOP OF BASE SHELF TO BOTTOM OF SHELF: 47.00 in

POS	#	FAC	UPC	NAME	CASES	CAPACITY	UNITS HIGH	DOS	MVMT
66	1		7199000048	Coors Light 12/12C	3.0	6	2	3.8	11.0
67	1		7199030069	Coors Light 12/12B	1.5	3	1	3.1	6.9
68	2		1820000833	Bud Light 6/12B	2.5	10	1	23.2	3.0
69	1		1820000773	Bud Light 6/7B	1.5	6	1	28.7	1.5

Segment #2 : Shelf #2 DEPTH: 27 in WIDTH: 48 in DISTANCE FROM TOP OF BASE SHELF TO BOTTOM OF SHELF: 59.00 in

POS	#	FAC	UPC	NAME	CASES	CAPACITY	UNITS HIGH	DOS	MVMT
62	2		7199030005	Coors Light 6/12B	2.5	10	1	18.7	3.8
63	2		7199000008	Coors Light 6/12C	5.0	20	2	68.7	2.0
64	1		1820000106	Bud Light 6/12C	2.5	10	2	70.0	1.0
65	1		1820000016	Budweiser 6/12C	2.5	10	2	38.7	1.8

Segment #3 : Shelf #5 DEPTH: 31 in WIDTH: 48 in DISTANCE FROM TOP OF BASE SHELF TO BOTTOM OF SHELF: 2.00 in

POS	#	FAC	UPC	NAME	CASES	CAPACITY	UNITS HIGH	DOS	MVMT
117	1		1820011308	Budweiser 18/12B	4.0	4	2	3.2	8.8
118	1		1820011349	Budweiser 24/12BBB	4.0	4	2	3.2	8.7
119	1		1820005990	Michelob Ultra 12/12B	3.0	6	2	15.0	2.8
120	1		1820096624	Michelob Ultra 18/12B	4.0	4	2	5.7	4.9
121	1		1820020083	Michelob Ultra Pure Gold 12/12B	3.0	6	2	1105.3	0.0

Segment #3 : Shelf #4 DEPTH: 27 in WIDTH: 48 in DISTANCE FROM TOP OF BASE SHELF TO BOTTOM OF SHELF: 23.00 in

POS	#	FAC	UPC	NAME	CASES	CAPACITY	UNITS HIGH	DOS	MVMT
113	1		1820000771	Budweiser 12/12B	1.0	2	1	2.6	5.3
114	1		1820011168	Budweiser 24/12C	4.0	4	2	1.6	18.1
115	1		1820096715	Michelob Ultra 24/12C	2.0	2	1	368.4	0.0
116	1		1820020082	Michelob Ultra Pure Gold 6/12B	1.3	5	1	656.3	0.1

Segment #3 : Shelf #3 DEPTH: 27 in WIDTH: 48 in DISTANCE FROM TOP OF BASE SHELF TO BOTTOM OF SHELF: 35.00 in

POS	#	FAC	UPC	NAME	CASES	CAPACITY	UNITS HIGH	DOS	MVMT
109	1		1820011047	Budweiser 12/12C	2.0	4	2	1.7	16.1
110	1		1820011218	Budweiser 18/12C	6.0	6	2	3.6	11.8
111	1		1820006991	Michelob Ultra 12/12C SC	1.5	3	1	21.8	1.0
112	1		1820096721	Michelob Ultra 18/12C SC	3.0	3	1	6.9	3.0

Segment #3 : Shelf #2 DEPTH: 27 in WIDTH: 48 in DISTANCE FROM TOP OF BASE SHELF TO BOTTOM OF SHELF: 47.00 in

POS	#	FAC	UPC	NAME	CASES	CAPACITY	UNITS HIGH	DOS	MVMT
-----	---	-----	-----	------	-------	----------	------------	-----	------

SHOPRITE FOREST #109 0109 Cold NV540

SHOPRITE FOREST Richmond Ave #109 0109

PLANOGRAM BACKING TABLE

105	2	1820000834	Budweiser 6/12B	2.5	10	1	34.3	2.0
106	1	1820000774	Budweiser 6/7B	1.5	6	1	0.0	0.0
107	1	1820020069	Budweiser Reserve Series 6/12B	1.3	5	1	0.0	0.0
108	2	1820005989	Michelob Ultra 6/12B	2.5	10	1	46.1	1.5

Segment #3 : Shelf #1 DEPTH: 27 in WIDTH: 48 in DISTANCE FROM TOP OF BASE SHELF TO BOTTOM OF SHELF: 59.00 in

POS	#	FAC	UPC	NAME	CASES	CAPACITY	UNITS HIGH	DOS	MVMT
102	1		7199030120	Coors Light 3/24C	1.8	9	1	25.2	2.5
103	2		1820021986	Bud Light 3/25C	3.6	18	1	22.2	5.7
104	2		1820021985	Budweiser 3/25C	3.6	18	1	8.5	14.9

Segment #4 : Shelf #5 DEPTH: 31 in WIDTH: 48 in DISTANCE FROM TOP OF BASE SHELF TO BOTTOM OF SHELF: 2.00 in

POS	#	FAC	UPC	NAME	CASES	CAPACITY	UNITS HIGH	DOS	MVMT
133	1		1820012998	Land Shark Lager 12/12B	3.0	6	2	25.1	1.7
134	1		8992441003	Yuengling Traditional Lager 24/12B	4.0	4	2	0.0	0.0
135	1		8992427896	Yuengling Traditional Lager 12/12B	3.0	6	2	5.2	8.1
136	1		8992429386	Yuengling Black & Tan 12/12B	3.0	6	2	9.5	4.4
137	1		1820014990	Bud Light Lime 12/12B	3.0	6	2	6.9	6.1
138	1		1820018992	Bud Light Platinum 12/12B	3.0	6	2	5.4	7.8

Segment #4 : Shelf #4 DEPTH: 27 in WIDTH: 48 in DISTANCE FROM TOP OF BASE SHELF TO BOTTOM OF SHELF: 22.00 in

POS	#	FAC	UPC	NAME	CASES	CAPACITY	UNITS HIGH	DOS	MVMT
127	1		1820012982	Land Shark Lager 6/12B	1.3	5	1	88.5	0.7
128	1		8992495432	Yuengling Black & Tan 6/12B	1.3	5	1	19.4	1.8
129	1		8992427891	Yuengling Traditional Lager 6/12B	1.3	5	1	14.1	2.5
130	1		1820011985	Redbridge Lager 6/12B	1.3	5	1	95.9	0.4
131	1		1820014991	Bud Light Lime 6/12B	1.3	5	1	17.8	2.0
132	1		1820018993	Bud Light Platinum 6/12B	1.3	5	1	13.5	2.6

Segment #4 : Shelf #3 DEPTH: 27 in WIDTH: 48 in DISTANCE FROM TOP OF BASE SHELF TO BOTTOM OF SHELF: 35.00 in

Segment #4 : Shelf #2 DEPTH: 27 in WIDTH: 48 in DISTANCE FROM TOP OF BASE SHELF TO BOTTOM OF SHELF: 47.00 in

Segment #4 : Shelf #1 DEPTH: 27 in WIDTH: 48 in DISTANCE FROM TOP OF BASE SHELF TO BOTTOM OF SHELF: 59.00 in

Segment #5 : Shelf #5 DEPTH: 31 in WIDTH: 48 in DISTANCE FROM TOP OF BASE SHELF TO BOTTOM OF SHELF: 2.00 in

POS	#	FAC	UPC	NAME	CASES	CAPACITY	UNITS HIGH	DOS	MVMT
167	1		3061300071	Brooklyn Variety Pack 12/12B	3.0	6	2	44.6	0.9
168	1		73692011139	Goose Island Seasonal Sampler 12/12B	3.0	6	2	57.5	0.7
169	1		1820019991	Shock Top Seasonal 12/12B	3.0	6	2	34.1	1.2
170	1		1820017991	Shock Top Sampler 12/12B	3.0	6	2	39.0	1.1
171	1		7199009536	Blue Moon Seasonal 12/12B	2.0	4	2	12.6	2.2
172	1		8769201103	Samuel Adams Seasonal 12/12B	3.0	6	2	14.4	2.9

Segment #5 : Shelf #4 DEPTH: 27 in WIDTH: 48 in DISTANCE FROM TOP OF BASE SHELF TO BOTTOM OF SHELF: 22.00 in

POS	#	FAC	UPC	NAME	CASES	CAPACITY	UNITS HIGH	DOS	MVMT
159	1		8066095683	Corona Extra 1/32B	0.6	7	1	43.2	1.1
160	2		8066095641	Corona Extra 1/24B	1.3	16	1	14.5	7.7
161	2		7289000478	Heineken 1/22B	1.5	18	1	25.1	5.0
162	2		78615000057	Stella Artois 1/22B	1.5	18	1	25.1	5.0
163	2		8248800006	Becks 1/22B	1.5	18	1	60.7	2.1
164	2		78615000170	Stella Artois 1/19C	0.8	20	1	0.0	0.0
165	1		7089701331	Fosters Lager 1/25C	0.7	8	1	2.3	24.7
166	2		68174500151	Blue Point Toasted Lager 1/25C	1.2	18	1	0.0	0.0

Segment #5 : Shelf #3 DEPTH: 27 in WIDTH: 48 in DISTANCE FROM TOP OF BASE SHELF TO BOTTOM OF SHELF: 35.00 in

POS	#	FAC	UPC	NAME	CASES	CAPACITY	UNITS HIGH	DOS	MVMT
-----	---	-----	-----	------	-------	----------	------------	-----	------

SHOPRITE FOREST #109 0109 Cold NV540

SHOPRITE FOREST Richmond Ave #109 0109

PLANOGRAM BACKING TABLE

152	2	8066095643	Corona Extra 1/24C	1.5	18	1	28.7	4.4
153	2	8066095721	Modelo 1/24C	1.5	18	1	31.4	4.0
154	2	7289000119	Heineken 1/24C	1.5	18	1	24.2	5.2
155	2	8797502650	Sapporo Draft 1/22C	1.5	18	1	131.0	1.0
156	2	1820025010	Michelob Ultra 1/25C	1.2	18	1	18.2	6.9
157	2	1820025000	Budweiser 1/25C	1.2	18	1	7.0	18.1
158	2	1820025001	Bud Light 1/25C	1.2	18	1	13.9	9.0

Segment #5 : Shelf #2 DEPTH: 27 in WIDTH: 48 in DISTANCE FROM TOP OF BASE SHELF TO BOTTOM OF SHELF: 47.00 in

POS	#	FAC	UPC	NAME	CASES	CAPACITY	UNITS HIGH	DOS	MVMT
145	2		2210000004	Pabst 1/24C	1.5	18	1	22.4	5.6
146	2		1820025006	Bud Ice 1/25C	1.2	18	1	8.7	14.5
147	2		7143900601	Rolling Rock 1/25C	1.2	18	1	24.7	5.1
148	2		3410000005	Miller High Life 1/24C	1.5	18	1	13.6	9.3
149	2		3410000355	Miller Lite 1/24C	1.5	18	1	33.3	3.8
150	2		7199030065	Coors Light 1/24C	1.5	18	1	4.4	28.5
151	2		1820025009	Bud Light Lime 1/25C	1.2	18	1	26.7	4.7

Segment #5 : Shelf #1 DEPTH: 27 in WIDTH: 48 in DISTANCE FROM TOP OF BASE SHELF TO BOTTOM OF SHELF: 59.00 in

POS	#	FAC	UPC	NAME	CASES	CAPACITY	UNITS HIGH	DOS	MVMT
139	2		1820025013	Natty Daddy 1/25C	1.2	18	1	4.3	29.6
140	2		1820025002	Natural Light 1/25C	1.2	18	1	4.5	28.3
141	2		1820025008	Natural Ice 1/25C	1.2	18	1	3.2	39.1
142	3		7199047712	Keystone Ice 1/24C	2.3	27	1	2.5	75.6
143	2		7199048024	Keystone Light 1/24C	1.5	18	1	2.8	45.1
144	3		7199010071	Coors 1/24C	2.3	27	1	3.2	59.2

Segment #6 : Shelf #7 DEPTH: 27 in WIDTH: 48 in DISTANCE FROM TOP OF BASE SHELF TO BOTTOM OF SHELF: 2.00 in

POS	#	FAC	UPC	NAME	CASES	CAPACITY	UNITS HIGH	DOS	MVMT
194	1		75452700024	New Belgium Fat Tire Amber Ale 12/12B	2.0	4	2	56.0	0.5
195	1		75452700084	New Belgium Fat Tire Belgn White 12/12B	2.0	4	2	0.0	0.0
196	1		3410051607	Leinenkugel Seasonal Shandy 12/12B	2.0	4	2	50.2	0.6
197	1		4182700012	Harpoon Mix Pack 12/12B	2.0	4	2	40.5	0.7
198	1		63848900189	Dogfish Head 60 Minute IPA 12/12C	3.0	6	3	34.7	1.2
199	1		64286090024	Founders All Day IPA 15/12C	3.0	6	3	0.0	0.0

Segment #6 : Shelf #6 DEPTH: 27 in WIDTH: 48 in DISTANCE FROM TOP OF BASE SHELF TO BOTTOM OF SHELF: 23.00 in

POS	#	FAC	UPC	NAME	CASES	CAPACITY	UNITS HIGH	DOS	MVMT
188	1		75452700022	New Belgium Fat Tire Amber Ale 6/12B	1.3	5	1	29.8	1.2
189	1		75452700716	New Belgium Fat Tire Belgn White 6/12B	1.3	5	1	0.0	0.0
190	1		3410051605	Leinenkugel Seasonal Shandy 6/12B	1.3	5	1	21.4	1.6
191	1		4182700146	Harpoon Seasonal 6/12B	1.3	5	1	70.0	0.5
192	1		63848900190	Dogfish Head Flesh & Blood IPA 6/12C	2.5	10	2	79.1	0.9
193	1		64286020007	Founders Dirty Bastard 6/12B	1.0	4	1	0.0	0.0

Segment #6 : Shelf #5 DEPTH: 27 in WIDTH: 48 in DISTANCE FROM TOP OF BASE SHELF TO BOTTOM OF SHELF: 35.00 in

POS	#	FAC	UPC	NAME	CASES	CAPACITY	UNITS HIGH	DOS	MVMT
182	1		75452700066	New Belgium VooDoo Ranger IPA 6/12B	1.3	5	1	33.7	1.0
183	1		67243800024	Ballast Point Sculpin IPA 6/12B	1.3	5	1	0.0	0.0
184	1		85016200819	10 Barrel Apocalypse IPA 6/12C	2.5	10	2	0.0	0.0
185	1		4182700076	Harpoon IPA 6/12B	1.3	5	1	454.5	0.1
186	1		63848900178	Dogfish Head SeaQuenchAle 6/12B	1.3	5	1	0.0	0.0
187	1		85375900027	Southern Tier 2XIPA 6/12B	1.3	5	1	36.4	1.0

Segment #6 : Shelf #4 DEPTH: 27 in WIDTH: 48 in DISTANCE FROM TOP OF BASE SHELF TO BOTTOM OF SHELF: 47.00 in

POS	#	FAC	UPC	NAME	CASES	CAPACITY	UNITS HIGH	DOS	MVMT
178	3		81369502005	Flagship APA 6/12B	2.3	9	1	63.0	1.0
179	2		81369502011	Flagship IPA 6/12B	1.5	6	1	21.2	2.0

SHOPRITE FOREST #109 0109 Cold NV540

SHOPRITE FOREST Richmond Ave #109 0109

PLANOGRAM BACKING TABLE

180	1	72383000009	Lagunitas IPA 6/12B	1.3	5	1	17.3	2.0
181	1	72383000020	Lagunitas A Little Sumpin Sumpin 6/12B	1.3	5	1	0.0	0.0

Segment #6 : Shelf #3 DEPTH: 27 in WIDTH: 48 in DISTANCE FROM TOP OF BASE SHELF TO BOTTOM OF SHELF: 59.00 in

POS	#	FAC	UPC	NAME	CASES	CAPACITY	UNITS HIGH	DOS	MVMT
173	1		79603011496	Kona Big Wave Golden Ale 6/12B	1.3	5	1	921.1	0.0
174	1		79603011494	Kona Longboard Lager 6/12B	1.3	5	1	0.0	0.0
175	1		8378333100	Sierra Nevada Torpedo Extra IPA 6/12B	1.3	5	1	35.0	1.0
176	1		8378322822	Sierra Nevada Seasonal 6/12B	1.3	5	1	29.8	1.2
177	1		81790400083	Elysian Space Dust IPA 6/12B	1.3	5	1	21.7	1.6

Segment #7 : Shelf #5 DEPTH: 31 in WIDTH: 48 in DISTANCE FROM TOP OF BASE SHELF TO BOTTOM OF SHELF: 2.00 in

POS	#	FAC	UPC	NAME	CASES	CAPACITY	UNITS HIGH	DOS	MVMT
224	1		73692011180	Goose Island India Pale Ale 12/12B	3.0	6	2	29.1	1.4
225	1		1820013981	Shock Top Belgian White Ale 12/12B	3.0	6	2	10.6	4.0
226	1		7199009516	Blue Moon Belgian White Ale 12/12B	2.0	4	2	3.8	7.4
227	1		8769229103	Samuel Adams Ssnl Variety-Mix Pk 12/12B	3.0	6	2	14.1	3.0
228	1		8769210014	Samuel Adams Boston Lgr 12/12B	3.0	6	2	17.5	2.4
229	1		8248812300	Becks 12/12B	3.0	6	2	1.5	38.3

Segment #7 : Shelf #4 DEPTH: 27 in WIDTH: 48 in DISTANCE FROM TOP OF BASE SHELF TO BOTTOM OF SHELF: 23.00 in

POS	#	FAC	UPC	NAME	CASES	CAPACITY	UNITS HIGH	DOS	MVMT
218	1		73692011651	Goose Island India Pale Ale 15/12C	2.0	4	2	0.0	0.0
219	1		1820013986	Shock Top Belgian White Ale 6/12B	1.3	5	1	18.2	1.9
220	1		7199009511	Blue Moon Belgian White Ale 6/12B	1.3	5	1	5.5	6.4
221	1		8769227102	Samuel Adams Cherry Wht 6/12B	1.3	5	1	23.3	1.5
222	1		8769210012	Samuel Adams Boston Lgr 6/12B	1.3	5	1	24.9	1.4
223	1		8248812300	Becks 12/12B	1.0	2	1	1.5	38.3

Segment #7 : Shelf #3 DEPTH: 27 in WIDTH: 48 in DISTANCE FROM TOP OF BASE SHELF TO BOTTOM OF SHELF: 35.00 in

POS	#	FAC	UPC	NAME	CASES	CAPACITY	UNITS HIGH	DOS	MVMT
212	1		73692011132	Goose Island India Pale Ale 6/12B	1.3	5	1	25.6	1.4
213	1		1820017993	Shock Top Seasonal 6/12B	1.3	5	1	14.6	2.4
214	1		7199009561	Blue Moon Mango Wheat 6/12B	1.3	5	1	0.0	0.0
215	1		7199009532	Blue Moon Seasonal 6/12B	1.3	5	1	17.8	2.0
216	1		8769230050	Samuel Adams Seasonal 6/12B	1.3	5	1	17.7	2.0
217	1		8248812345	Becks 6/12B	1.3	5	1	23.6	1.5

Segment #7 : Shelf #2 DEPTH: 27 in WIDTH: 48 in DISTANCE FROM TOP OF BASE SHELF TO BOTTOM OF SHELF: 47.00 in

POS	#	FAC	UPC	NAME	CASES	CAPACITY	UNITS HIGH	DOS	MVMT
206	1		73692011118	Goose Island Seasonal 6/12B	1.3	5	1	43.3	0.8
207	1		3061300031	Brooklyn Lager 12/12B	1.0	2	1	11.4	1.2
208	1		3061300001	Brooklyn Lager 6/12B	1.3	5	1	13.2	2.7
209	1		68174500134	Blue Point Toasted Lager 18/12C	2.0	2	2	0.0	0.0
210	1		8769200673	Samuel Adams Sam 76 6/12C	1.5	6	2	0.0	0.0
211	1		68174511118	Blue Point Seasonal 6/12B	1.3	5	1	19.8	1.8

Segment #7 : Shelf #1 DEPTH: 27 in WIDTH: 48 in DISTANCE FROM TOP OF BASE SHELF TO BOTTOM OF SHELF: 59.00 in

POS	#	FAC	UPC	NAME	CASES	CAPACITY	UNITS HIGH	DOS	MVMT
200	1		79837312602	Magic Hat #9 6/12B	1.3	5	1	45.5	0.8
201	1		3061300053	Brooklyn Seasonal 6/12B	1.3	5	1	18.6	1.9
202	1		86907100027	Montauk Wave Chaser IPA 6/12C	2.5	10	2	0.0	0.0
203	1		86273700006	Montauk Summer Ale 6/12C	2.5	10	2	3684.2	0.0
204	1		68174512232	Blue Point Mosaic Session 2 6/12B	1.3	5	1	0.0	0.0
205	1		68174511112	Blue Point Toasted Lager 6/12B	1.3	5	1	38.4	0.9

Segment #8 : Shelf #5 DEPTH: 31 in WIDTH: 48 in DISTANCE FROM TOP OF BASE SHELF TO BOTTOM OF SHELF: 2.00 in

SHOPRITE FOREST #109 0109 Cold NV540

SHOPRITE FOREST Richmond Ave #109 0109

PLANOGRAM BACKING TABLE

POS	# FAC	UPC	NAME	CASES	CAPACITY	UNITS HIGH	DOS	MVMT
252	2	78615000014	Stella Artois 12/11B	6.0	12	2	3.6	23.2
253	1	7289000159	Heineken Premium Light 12/12B	3.0	6	2	4.1	10.2
254	1	7289000423	Heineken Premium Light 18/12B	4.0	4	2	0.0	0.0
255	1	7289000016	Heineken 12/12B	3.0	6	2	1.4	39.2
256	1	7289000152	Heineken 18/12B	4.0	4	2	4.8	7.2

Segment #8 : Shelf #4 DEPTH: 27 in WIDTH: 48 in DISTANCE FROM TOP OF BASE SHELF TO BOTTOM OF SHELF: 23.00 in

POS	# FAC	UPC	NAME	CASES	CAPACITY	UNITS HIGH	DOS	MVMT
247	2	78615000001	Stella Artois 6/11B	2.5	10	1	10.4	6.8
248	1	78615000016	Stella Artois 12/11C	2.0	4	1	8.0	3.5
249	1	7289000020	Heineken 12/12C	2.0	4	2	7.3	3.8
250	1	7289000016	Heineken 12/12B	1.0	2	1	1.4	39.2
251	1	7289000152	Heineken 18/12B	1.0	1	1	4.8	7.2

Segment #8 : Shelf #3 DEPTH: 27 in WIDTH: 48 in DISTANCE FROM TOP OF BASE SHELF TO BOTTOM OF SHELF: 35.00 in

POS	# FAC	UPC	NAME	CASES	CAPACITY	UNITS HIGH	DOS	MVMT
242	1	78615000148	Hoegaarden 12/11B	1.0	2	1	0.0	0.0
243	1	78615000200	Stella Artois 6/11C	1.3	5	1	30.8	1.1
244	1	71905700156	Presidente 12/12B	1.0	2	1	2.8	5.0
245	1	7289000158	Heineken Premium Light 6/12B	1.3	5	1	11.9	2.9
246	2	7289000011	Heineken 6/12B	2.5	10	1	9.2	7.6

Segment #8 : Shelf #2 DEPTH: 27 in WIDTH: 48 in DISTANCE FROM TOP OF BASE SHELF TO BOTTOM OF SHELF: 47.00 in

POS	# FAC	UPC	NAME	CASES	CAPACITY	UNITS HIGH	DOS	MVMT
236	1	78615000146	Hoegaarden 6/11B	1.3	5	1	0.0	0.0
237	1	78615000030	Leffe Blonde 6/11B	1.3	5	1	20.9	1.7
238	1	71905700131	Presidente 6/12B	1.3	5	1	46.7	0.8
239	1	71905701163	Presidente Light 6/12B	1.3	5	1	0.0	0.0
240	1	71905701164	Presidente Light 12/12B	1.0	2	1	53.9	0.5
241	1	72890000000	Heineken 6/12C	2.0	8	2	34.3	1.6

Segment #8 : Shelf #1 DEPTH: 27 in WIDTH: 48 in DISTANCE FROM TOP OF BASE SHELF TO BOTTOM OF SHELF: 59.00 in

POS	# FAC	UPC	NAME	CASES	CAPACITY	UNITS HIGH	DOS	MVMT
230	1	4257204006	Schofferhofer Grapefrt Hefewzn 6/11B	1.3	5	1	0.0	0.0
231	1	8205410454	Warsteiner 6/11B	1.3	5	1	0.0	0.0
232	1	8382056793	Red Stripe 6/12B	1.3	5	1	12.6	2.8
233	1	7199070002	George Killian's Irish Red 6/12B	1.3	5	1	18.6	1.9
234	1	7289010011	Amstel Light 6/12B	1.3	5	1	19.6	1.8
235	1	8834510005	Newcastle Brown Ale 6/12B	1.3	5	1	44.4	0.8

Segment #9 : Shelf #5 DEPTH: 31 in WIDTH: 48 in DISTANCE FROM TOP OF BASE SHELF TO BOTTOM OF SHELF: 2.00 in

POS	# FAC	UPC	NAME	CASES	CAPACITY	UNITS HIGH	DOS	MVMT
280	1	8066095715	Modelo 12/12C	3.0	6	3	2.0	21.2
281	1	8066095675	Corona Light 12/12B	3.0	6	2	3.2	13.2
282	1	8066095623	Corona Light 18/12B	4.0	4	2	21.4	1.3
283	1	8066095408	Coronita Extra 24/7B	4.0	4	2	2.7	10.3
284	1	8066095615	Corona Extra 12/12B	3.0	6	2	0.7	60.6
285	1	8066095680	Corona Extra 18/12B	4.0	4	2	2.0	14.2

Segment #9 : Shelf #4 DEPTH: 27 in WIDTH: 48 in DISTANCE FROM TOP OF BASE SHELF TO BOTTOM OF SHELF: 23.00 in

POS	# FAC	UPC	NAME	CASES	CAPACITY	UNITS HIGH	DOS	MVMT
274	1	8066095757	Modelo 12/12B	1.0	2	1	1.6	9.0
275	1	8066095881	Victoria 6/12B	1.3	5	1	13.5	2.6
276	1	3354495051	Corona Familiar 6/12B	1.3	5	1	0.0	0.0
277	1	3354495041	Corona Premier 6/12B	1.3	5	1	304.3	0.1
278	1	3354495042	Corona Premier 12/12B	1.0	2	1	181.8	0.1

SHOPRITE FOREST #109 0109 Cold NV540

SHOPRITE FOREST Richmond Ave #109 0109

PLANOGRAM BACKING TABLE

279 1 8066095695 Corona Extra 12/12C 2.0 4 2 27.8 3.0

Segment #9 : Shelf #3 DEPTH: 27 in WIDTH: 48 in DISTANCE FROM TOP OF BASE SHELF TO BOTTOM OF SHELF: 35.00 in

POS	#	FAC	UPC	NAME	CASES	CAPACITY	UNITS HIGH	DOS	MVMT
268	1		8066095765	Modelo 6/12B	1.0	4	1	7.9	3.5
269	1		8066095785	Negra Modelo 6/12B	1.0	4	1	12.2	2.3
270	1		7231123012	Dos Equis Lager 12/12B	1.0	2	1	0.0	0.0
271	1		8066095625	Corona Light 6/12B	1.3	5	1	8.6	4.1
272	1		8066095605	Corona Extra 6/12B	1.3	5	1	2.5	14.2
273	1		8066095401	Coronita Extra 6/7B	1.5	6	1	8.6	4.9

Segment #9 : Shelf #2 DEPTH: 27 in WIDTH: 48 in DISTANCE FROM TOP OF BASE SHELF TO BOTTOM OF SHELF: 47.00 in

POS	#	FAC	UPC	NAME	CASES	CAPACITY	UNITS HIGH	DOS	MVMT
262	1		8066095755	Modelo 6/12C	2.0	8	2	16.5	3.4
263	1		7231163021	Sol 6/12B	1.3	5	1	0.0	0.0
264	1		7231163011	Dos Equis Ambar 6/12B	1.3	5	1	35.0	1.0
265	1		7231163012	Dos Equis Lager 6/12B	1.3	5	1	11.5	3.0
266	1		8982690033	Tecate 12/12C	2.0	4	2	30.3	0.9
267	1		8382023482	Guinness Extra Stout 12/11B	1.0	2	1	0.0	0.0

Segment #9 : Shelf #1 DEPTH: 27 in WIDTH: 48 in DISTANCE FROM TOP OF BASE SHELF TO BOTTOM OF SHELF: 59.00 in

POS	#	FAC	UPC	NAME	CASES	CAPACITY	UNITS HIGH	DOS	MVMT
257	1		18195400002	Peroni Nastro Azzuro 6/12B	1.3	5	1	20.4	1.7
258	1		8382010401	Guinness Draught 6/11B	1.3	5	1	6.4	5.4
259	1		8382012368	Guinness Draught 8/15C	1.0	3	1	0.0	0.0
260	1		8382012360	Guinness Draught 4/15C	0.8	5	1	7.9	4.4
261	2		8382012393	Guinness Extra Stout 6/11B	2.5	10	1	5.7	12.2

Segment #10 : Shelf #6 DEPTH: 31 in WIDTH: 48 in DISTANCE FROM TOP OF BASE SHELF TO BOTTOM OF SHELF: 2.00 in

POS	#	FAC	UPC	NAME	CASES	CAPACITY	UNITS HIGH	DOS	MVMT
315	1		8769200033	Angry Orchard Crisp Apple 12/12B	1.5	3	1	10.1	2.1
316	1		8769200017	Angry Orchard Variety Pack 12/12B	1.5	3	1	14.0	1.5
317	1		8834510168	Strongbow Variety Pack 12/11B	1.5	3	1	28.0	0.8
318	1		1820023997	Stella Artois Cidre 12/12B	1.5	3	1	12.6	1.7
319	1		1820020993	Bud Light Lime Straw-Ber-Rita 12/8C	3.0	6	2	19.7	2.1
320	1		1820022992	Bud Light Lime-A-Rita Seasonal 12/8C	3.0	6	2	24.3	1.7

Segment #10 : Shelf #5 DEPTH: 27 in WIDTH: 48 in DISTANCE FROM TOP OF BASE SHELF TO BOTTOM OF SHELF: 13.00 in

POS	#	FAC	UPC	NAME	CASES	CAPACITY	UNITS HIGH	DOS	MVMT
309	1		8769282102	Angry Orchard Crisp Apple 6/12B	1.3	5	1	6.7	5.2
310	1		8769200660	Angry Orchard Rose 6/12B	1.3	5	1	37.2	0.9
311	1		8834510182	Strongbow Cherry Blossom Hrd Cdr 6/11B	1.3	5	1	29.8	1.2
312	1		1820024001	Stella Artois Cidre 6/12B	1.3	5	1	12.6	2.8
313	1		1820020074	Bud Light Lime-A-Rita 6/12B	1.3	5	1	0.0	0.0
314	1		1820020076	Bud Light Lime Straw-Ber-Rita 6/12B	1.3	5	1	0.0	0.0

Segment #10 : Shelf #4 DEPTH: 27 in WIDTH: 48 in DISTANCE FROM TOP OF BASE SHELF TO BOTTOM OF SHELF: 24.00 in

POS	#	FAC	UPC	NAME	CASES	CAPACITY	UNITS HIGH	DOS	MVMT
303	1		8769200079	Angry Orchard Seasonal 6/12B	1.3	5	1	30.8	1.1
304	1		3410008716	Redd's Apple Ale 6/12B	1.3	5	1	0.0	0.0
305	1		8834510151	Strongbow Gold Hard Cider 6/11B	1.3	5	1	14.9	2.3
306	1		1497450009	Woodchuck Amber 6/12B	1.3	5	1	49.2	0.7
307	1		4182740012	Harpoon Cider 6/12B	1.3	5	1	0.0	0.0
308	1		89413700263	Crispin Rose Cider 6/12B	1.3	5	1	0.0	0.0

Segment #10 : Shelf #3 DEPTH: 27 in WIDTH: 48 in DISTANCE FROM TOP OF BASE SHELF TO BOTTOM OF SHELF: 35.00 in

POS	#	FAC	UPC	NAME	CASES	CAPACITY	UNITS HIGH	DOS	MVMT
-----	---	-----	-----	------	-------	----------	------------	-----	------

SHOPRITE FOREST #109 0109 Cold NV540

SHOPRITE FOREST Richmond Ave #109 0109

PLANOGRAM BACKING TABLE

297	1	8769200149	Angry Orchard Green Apple 6/12B	1.3	5	1	13.2	2.7
298	1	8248812700	Becks NA 6/12B	1.3	5	1	0.0	0.0
299	1	7199077005	Coors NA 6/12B	1.3	5	1	0.0	0.0
300	1	5230002545	Old Milwaukee NA 12/12C	2.0	4	2	0.0	0.0
301	1	1820003982	O'Doul's Amber 12/12C	2.0	4	2	0.0	0.0
302	1	1820079047	O'Doul's 12/12C	2.0	4	2	0.0	0.0

Segment #10 : Shelf #2 DEPTH: 27 in WIDTH: 48 in DISTANCE FROM TOP OF BASE SHELF TO BOTTOM OF SHELF: 47.00 in

POS	# FAC	UPC	NAME	CASES	CAPACITY	UNITS HIGH	DOS	MVMT
293	2	8043280254	Seagram's Escapes Strawberry Daq 4/11B	1.7	10	1	10.8	6.5
294	2	8043210346	Seagram's Escapes JamaicanMeHapy 4/...	1.7	10	1	8.5	8.2
295	1	1820002992	O'Doul's Amber 6/12B	1.3	5	1	0.0	0.0
296	2	1820000784	O'Doul's 6/12B	2.5	10	1	0.0	0.0

Segment #10 : Shelf #1 DEPTH: 27 in WIDTH: 48 in DISTANCE FROM TOP OF BASE SHELF TO BOTTOM OF SHELF: 59.00 in

POS	# FAC	UPC	NAME	CASES	CAPACITY	UNITS HIGH	DOS	MVMT
286	2	1820025014	Bud Light Lime-A-Rita 1/25C	1.2	18	1	15.6	8.1
287	2	1820025538	Bud Light Lime-A-Rita Seasonal 1/25C	1.2	18	1	11.5	10.9
288	2	7777700250	Arnold Palmer Hard Half & Half 1/24C	1.5	18	1	0.0	0.0
289	2	8769283231	Twisted Tea 1/24C	1.5	18	1	29.6	4.3
290	2	8769275231	Twisted Tea Half & Half 1/24C	1.5	18	1	35.4	3.6
291	2	63598524985	Mikes HARDER Cranberry Lemonade 1/2...	1.5	18	1	182.1	0.7
292	2	63598525884	Mikes Hard Black Cherry Lemonade 1/23....	1.5	18	1	44.6	2.8

Segment #11 : Shelf #6 DEPTH: 31 in WIDTH: 48 in DISTANCE FROM TOP OF BASE SHELF TO BOTTOM OF SHELF: 2.00 in

POS	# FAC	UPC	NAME	CASES	CAPACITY	UNITS HIGH	DOS	MVMT
350	1	8043280290	Seagram's Escapes Variety Pack 12/11B	1.5	3	1	8.3	2.5
351	2	8769200378	Twisted Tea Mix Pack 12/12C	4.0	8	2	0.0	0.0
352	1	8769283134	Twisted Tea 12/12C	2.0	4	2	0.0	0.0
353	1	8769283103	Twisted Tea 12/12B	1.5	3	1	14.8	1.4
354	1	63598512998	Mikes Hard Variety Pack 12/11B	1.5	3	1	6.2	3.4

Segment #11 : Shelf #5 DEPTH: 27 in WIDTH: 48 in DISTANCE FROM TOP OF BASE SHELF TO BOTTOM OF SHELF: 13.00 in

POS	# FAC	UPC	NAME	CASES	CAPACITY	UNITS HIGH	DOS	MVMT
345	1	8200072908	Smirnoff Ice Party Pack 12/11B	1.0	2	1	0.0	0.0
346	2	8769283102	Twisted Tea 6/12B	2.5	10	1	31.1	2.3
347	1	8769285102	Twisted Tea Raspberry 6/12B	1.3	5	1	28.0	1.3
348	1	8769275102	Twisted Tea Half & Half 6/12B	1.3	5	1	14.7	2.4
349	1	63598526023	Mikes Hard Black Cherry Lemonade 12/1...	1.0	2	1	0.0	0.0

Segment #11 : Shelf #4 DEPTH: 27 in WIDTH: 48 in DISTANCE FROM TOP OF BASE SHELF TO BOTTOM OF SHELF: 24.00 in

POS	# FAC	UPC	NAME	CASES	CAPACITY	UNITS HIGH	DOS	MVMT
340	1	8200072751	Smirnoff Ice Green Apple 6/11B	1.3	5	1	10.5	3.3
341	1	8200072385	Smirnoff Ice 6/11B	1.3	5	1	11.7	3.0
342	1	63598506074	Mikes Hard Seasonal 6/11B	1.3	5	1	17.8	2.0
343	1	63598510062	Mikes Hard Lemonade 6/11B	1.3	5	1	10.3	3.4
344	2	63598506744	Mikes Hard Black Cherry Lemonade 6/11B	2.5	10	1	20.9	3.3

Segment #11 : Shelf #3 DEPTH: 27 in WIDTH: 48 in DISTANCE FROM TOP OF BASE SHELF TO BOTTOM OF SHELF: 35.00 in

POS	# FAC	UPC	NAME	CASES	CAPACITY	UNITS HIGH	DOS	MVMT
334	1	8200078142	Smirnoff Spk Seltzer Mixed Pack 12/12C	2.0	4	1	0.0	0.0
335	1	3410051660	Henrys Hard Sprkng Variety Pack 12/12C	1.5	3	1	0.0	0.0
336	1	3354495076	Svedka Spk Seltzer Variety Pack 12/12C ...	2.0	4	1	0.0	0.0
337	1	61300874833	Arnold Palmer Spiked Half & Half 6/12C	2.0	8	2	0.0	0.0
338	1	1820020091	Best Damn Hard Tea Peach 6/12B	1.3	5	1	0.0	0.0
339	1	1820020048	Best Damn Hard Tea Original 6/12B	1.3	5	1	0.0	0.0

SHOPRITE FOREST #109 0109 Cold NV540

SHOPRITE FOREST Richmond Ave #109 0109

PLANOGRAM BACKING TABLE

Segment #11 : Shelf #2 DEPTH: 27 in WIDTH: 48 in DISTANCE FROM TOP OF BASE SHELF TO BOTTOM OF SHELF: 47.00 in

POS	#	FAC	UPC	NAME	CASES	CAPACITY	UNITS HIGH	DOS	MVMT
327	1		8769200417	Truly Spiked Spklg Colima Lime 6/12C	2.0	8	2	0.0	0.0
328	1		8769200474	Truly Spiked Spklg Colima Lime 12/12C	2.0	4	1	0.0	0.0
329	1		63598520025	White Claw Blk Cherry HrdSeltzer 6/12C	0.8	3	1	20.2	1.0
330	1		63598502598	White Claw Natrl Lime HrdSeltzer 6/12C	1.0	4	1	34.7	0.8
331	1		63598554890	White Claw Variety Pk HrdSeltzer 12/12C	2.0	4	1	66.2	0.4
332	1		63598526089	White Claw Blk Cherry HrdSeltzer 12/12C	2.0	4	1	0.0	0.0
333	1		85389700227	Spiked Seltzer Variety Pack 12/12C	2.0	4	1	224.0	0.3

Segment #11 : Shelf #1 DEPTH: 27 in WIDTH: 48 in DISTANCE FROM TOP OF BASE SHELF TO BOTTOM OF SHELF: 59.00 in

POS	#	FAC	UPC	NAME	CASES	CAPACITY	UNITS HIGH	DOS	MVMT
321	1		8769200420	Truly Spiked Spklg Grpfrt Pomelo 6/12C	1.3	5	1	165.1	0.2
322	1		8769200424	Truly Spiked Spklg Mix Pack 12/12C	2.0	4	1	97.2	0.3
323	1		8769200414	Truly Spiked Spklg Pomegranate 6/12C	2.0	8	2	0.0	0.0
324	1		85389700232	Spiked Seltzer Ventura Lemon 6/12C	1.5	6	1	0.0	0.0
325	1		85389700249	Spiked Seltzer Prickly Pear 6/12C	1.5	6	1	0.0	0.0
326	1		85389700231	Spiked Seltzer IndRvr Grapefruit 6/12C	1.5	6	1	0.0	0.0

SKUs on Planogram: 315

ADD DELETE REPORT

Added and Deleted Items Report

This report requires Added and Deleted shelves from the Fixture Library

#1 Planogram: SHOPRIT... Width: 528 in Segments:11 2018 Shop Rite Richmo...

Shelf		Added Items			
	UPC	Name	Facings	Unit movement	
1	71905701164	Presidente Light 12/12B	1	0.519	
2	68174500134	Blue Point Toasted Lager 18/12C	1	0.000	
3	7199048004	Keystone Light 12/12C	1	0.000	
4	68174500151	Blue Point Toasted Lager 1/25C	1	0.000	
5	7231123012	Dos Equis Lager 12/12B	1	0.000	
6	3354495076	Svedka Spk Seltzer Variety Pack 12/12...	1	0.000	
7	3410051660	Henrys Hard Sprkng Variety Pack 12/1...	1	0.000	
8	8200078142	Smirnoff Spk Seltzer Mixed Pack 12/12C	1	0.000	
9	63598526089	White Claw Blk Cherry HrdSeltzer 12/1...	1	0.000	
10	7199009561	Blue Moon Mango Wheat 6/12B	1	0.000	
11	8382023482	Guinness Extra Stout 12/11B	1	0.000	
12	89413700263	Crispin Rose Cider 6/12B	1	0.000	
13	7231163021	Sol 6/12B	1	0.000	
14	1820020069	Budweiser Reserve Series 6/12B	1	0.000	
15	85389700232	Spiked Seltzer Ventura Lemon 6/12C	1	0.000	
16	85389700231	Spiked Seltzer IndRvr Grapefruit 6/12C	1	0.000	
17	85389700249	Spiked Seltzer Prickly Pear 6/12C	1	0.000	

Shelf		Deleted Items			
	UPC	Name	Facings	Unit movement	
18	1820020079	Bud Light Orange 6/12B	1	0.000	
19	1820020090	Bud Light Orange 12/12C SC	1	0.000	
20	1820020080	Bud Light Orange 12/12B	1	0.000	
21	9200002000	Small Town Not Your Fathers RtBr 6/12B	1	1.673	
22	1820025910	Bud Light Orange 1/25C	1	0.000	
23	88715100094	Coney Island Mermaid Pilsner 6/12B	1	1.019	
24	81790400013	Elysian The Immortal IPA 6/12B	1	0.769	
25	1820022989	Bud Light Lime Mang-O-Rita 12/8C	1	1.615	
26	1820019987	Bud Light Lime-A-Rita 12/8C	1	2.173	
27	1820025833	Bud Light Lime Grape-A-Rita 1/25C	2	2.231	
28	1820025533	Bud Light Lime Mang-O-Rita 1/25C	2	10.308	
29	9200002013	Small Town Not Your Fathers Gngr 6/1...	1	0.154	
30	8200073214	Smirnoff Ice Grape 6/11B	1	1.500	
31	8769200127	Samuel Adams Rebel IPA 6/12B	1	0.846	
32	68174521122	Blue Point Variety 12/12B	1	0.192	
33	7089718331	Fosters Premium Ale 1/25C	1	17.827	
34	7199017049	Blue Moon Belgian White Ale 1/24C	1	0.000	
35	8982600142	Tecate 1/24C	1	1.135	
36	7231132124	Dos Equis Lager 1/24C	1	1.135	
37	1820015983	Bud Light Lime 12/12C SC	1	2.288	
38	1820020994	Bud Light Platinum 12/12C SC	1	4.154	
39	7289000174	Heineken 1/169MBR	1	1.577	
40	85389700217	Spiked Seltzer IndRvr Grapefruit 6/12B	1	0.712	
41	85389700222	Spiked Seltzer Cape Cod Cranbrry 6/1...	1	0.885	
42	85389700216	SPIKED SELTZER PREMIXED COCK...	1	0.000	