



Clare Rose



ShopRite®

WALK IN COOLER WITH PALLETS






Clare Rose



ShopRite®

WALK IN COOLER WITH PALLETS






Clare Rose



ShopRite®

WALK IN COOLER WITH PALLETS



Print Date

4/6/2015

Segment Width: 96.00

Page: 3 of 10

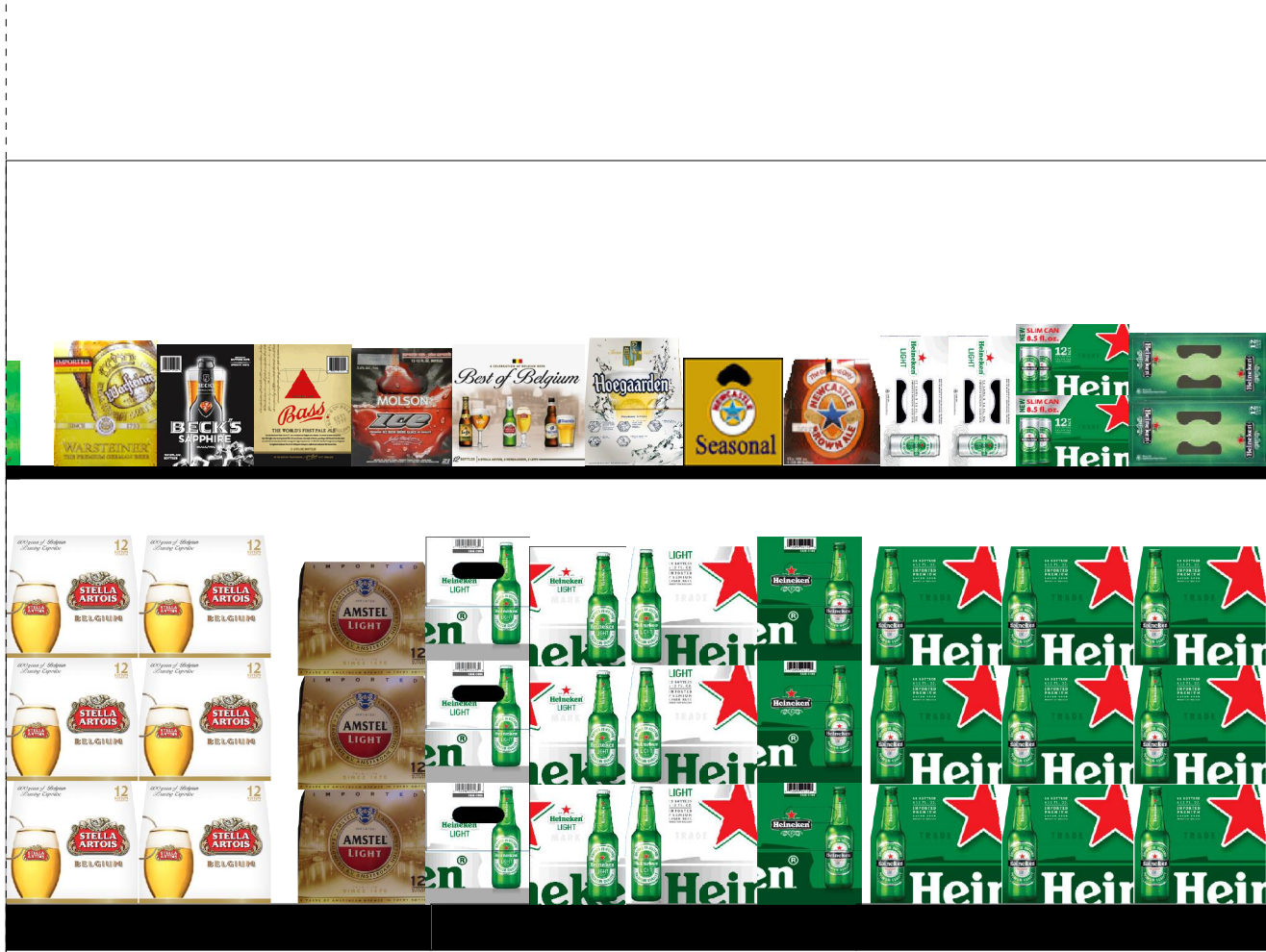


Clare Rose



ShopRite®

WALK IN COOLER WITH PALLETS





Clare Rose



ShopRite®

WALK IN COOLER WITH PALLETES



PLANOGRAM BACKING TABLE

Shop Rite #808 Selden 2014 With Pallet Planograms.psa

Planogram: WALK IN COOLER WITH PALLETS

Segment #1 : Shelf #1 DEPTH: 24 in WIDTH: 96 in DISTANCE FROM TOP OF BASE SHELF TO BOTTOM OF SHELF: 36.00 in

POS	# FAC	UPC	NAME	CASES	CAPACITY	UNITS HIGH	DOS	MVMT
1	1	3410001509	Miller High Life 12/12B	1.5	3	1	0.0	0.0
2	1	7143945712	Rolling Rock 12/12B	1.5	3	1	0.0	0.0
3	1	1820015218	Natural Light 18/12C	6.0	6	2	0.0	0.0
4	1	1820027218	Natural Ice 18/12C	6.0	6	2	0.0	0.0
5	1	3410057023	Miller Lite 9/16AL	1.5	3	1	0.0	0.0
6	1	3410008813	Miller Fortune 12/12B	1.0	2	1	0.0	0.0
7	1	3410057509	Miller Lite 12/12B	1.5	3	1	0.0	0.0
8	1	3410057636	Miller Lite 12/12C	3.0	6	2	0.0	0.0

Segment #1 : Shelf #2 DEPTH: 24 in WIDTH: 96 in DISTANCE FROM TOP OF BASE SHELF TO BOTTOM OF SHELF: 0.50 in

POS	# FAC	UPC	NAME	CASES	CAPACITY	UNITS HIGH	DOS	MVMT
9	1	3410057256	Miller Lite 18/12B	1.0	1	1	0.0	0.0
10	1	3410057340	Miller Lite 18/12C	2.0	2	2	0.0	0.0
11	1	3410057306	Miller Lite 24/12C	6.0	6	6	0.0	0.0
12	2	7199030078	Coors Light 18/12B	6.0	6	3	0.0	0.0
13	1	7199030017	Coors Light 18/12C	18.0	18	6	0.0	0.0
14	1	7199000525	Coors Light 24/12B	3.0	3	3	0.0	0.0
15	1	7199031600	Coors Light 24/12C	12.0	12	6	0.0	0.0
16	1	7199030030	Coors Light 30/12D	9.0	9	3	0.0	0.0

Segment #2 : Shelf #2 DEPTH: 24 in WIDTH: 32 in DISTANCE FROM TOP OF BASE SHELF TO BOTTOM OF SHELF: 0.50 in

POS	# FAC	UPC	NAME	CASES	CAPACITY	UNITS HIGH	DOS	MVMT
23	2	1820053308	Bud Light 18/12B	6.0	6	3	0.0	0.0
24	1	1820053218	Bud Light 18/12C	18.0	18	6	0.0	0.0

Segment #2 : Shelf #1 DEPTH: 24 in WIDTH: 96 in DISTANCE FROM TOP OF BASE SHELF TO BOTTOM OF SHELF: 36.00 in

POS	# FAC	UPC	NAME	CASES	CAPACITY	UNITS HIGH	DOS	MVMT
17	1	7199017037	Coors 12/12B	1.0	2	1	0.0	0.0
18	1	7199017038	Coors 18/12B	1.0	1	1	0.0	0.0
19	2	7199030069	Coors Light 12/12B	2.0	4	1	0.0	0.0
20	2	7199000048	Coors Light 12/12C	4.0	8	2	0.0	0.0
21	2	1820000769	Bud Light 12/12B	3.0	6	1	0.0	0.0
22	2	1820053047	Bud Light 12/12C	6.0	12	2	0.0	0.0

Segment #2 : Shelf #3 DEPTH: 24 in WIDTH: 32 in DISTANCE FROM TOP OF BASE SHELF TO BOTTOM OF SHELF: 0.50 in

POS	# FAC	UPC	NAME	CASES	CAPACITY	UNITS HIGH	DOS	MVMT
25	1	1820053218	Bud Light 18/12C	18.0	18	6	0.0	0.0
26	1	1820053029	Bud Light 24/12B	6.0	6	3	0.0	0.0

Segment #2 : Shelf #4 DEPTH: 24 in WIDTH: 32 in DISTANCE FROM TOP OF BASE SHELF TO BOTTOM OF SHELF: 0.50 in

POS	# FAC	UPC	NAME	CASES	CAPACITY	UNITS HIGH	DOS	MVMT
27	1	1820053168	Bud Light 24/12C	12.0	12	6	0.0	0.0
28	1	1820053030	Bud Light 30/12D	9.0	9	3	0.0	0.0

Segment #3 : Shelf #2 DEPTH: 24 in WIDTH: 32 in DISTANCE FROM TOP OF BASE SHELF TO BOTTOM OF SHELF: 0.50 in

PLANOGRAM BACKING TABLE

POS	# FAC	UPC	NAME	CASES	CAPACITY	UNITS HIGH	DOS	MVMT
34	2	1820011308	Budweiser 18/12B	6.0	6	3	0.0	0.0
35	1	1820011218	Budweiser 18/12C	18.0	18	6	0.0	0.0

Segment #3 : Shelf #1 DEPTH: 24 in WIDTH: 96 in DISTANCE FROM TOP OF BASE SHELF TO BOTTOM OF SHELF: 36.00 in

POS	# FAC	UPC	NAME	CASES	CAPACITY	UNITS HIGH	DOS	MVMT
29	2	1820000771	Budweiser 12/12B	3.0	6	1	0.0	0.0
30	3	1820011047	Budweiser 12/12C	9.0	18	2	0.0	0.0
31	2	1820018992	Bud Light Platinum 12/12B	3.0	6	1	0.0	0.0
32	2	1820014990	Bud Light Lime 12/12B	3.0	6	1	0.0	0.0
33	1	1820000884	Michelob Light 12/12B	1.0	2	1	0.0	0.0

Segment #3 : Shelf #3 DEPTH: 24 in WIDTH: 32 in DISTANCE FROM TOP OF BASE SHELF TO BOTTOM OF SHELF: 0.50 in

POS	# FAC	UPC	NAME	CASES	CAPACITY	UNITS HIGH	DOS	MVMT
36	1	1820011029	Budweiser 24/12B	3.0	3	3	0.0	0.0
37	1	1820011168	Budweiser 24/12C	12.0	12	6	0.0	0.0
38	1	1820011030	Budweiser 30/12D	9.0	9	3	0.0	0.0

Segment #3 : Shelf #4 DEPTH: 24 in WIDTH: 32 in DISTANCE FROM TOP OF BASE SHELF TO BOTTOM OF SHELF: 0.50 in

POS	# FAC	UPC	NAME	CASES	CAPACITY	UNITS HIGH	DOS	MVMT
39	1	1820096044	Bud Light Platinum 18/12B	3.0	3	3	0.0	0.0
40	1	1820096292	Bud Light Lime 18/12B	3.0	3	3	0.0	0.0
41	1	1820012998	Land Shark Lager 12/12B	4.5	9	3	0.0	0.0

Segment #4 : Shelf #2 DEPTH: 24 in WIDTH: 32 in DISTANCE FROM TOP OF BASE SHELF TO BOTTOM OF SHELF: 0.50 in

POS	# FAC	UPC	NAME	CASES	CAPACITY	UNITS HIGH	DOS	MVMT
54	1	1820096721	Michelob Ultra 18/12C	5.0	5	5	0.0	0.0
55	2	1820096624	Michelob Ultra 18/12B	6.0	6	3	0.0	0.0
56	1	1820005990	Michelob Ultra 12/12B	3.0	6	3	0.0	0.0

Segment #4 : Shelf #1 DEPTH: 24 in WIDTH: 96 in DISTANCE FROM TOP OF BASE SHELF TO BOTTOM OF SHELF: 36.00 in

POS	# FAC	UPC	NAME	CASES	CAPACITY	UNITS HIGH	DOS	MVMT
42	1	1820017991	Shock Top Sampler 12/12B	1.0	2	1	0.0	0.0
43	1	1820019991	Shock Top Seasonal 12/12B	1.0	2	1	0.0	0.0
44	1	1820015981	Shock Top Belgian White Ale 12/12B	1.0	2	1	0.0	0.0
45	1	4182790044	Harpoon UFO Seasonal 12/12C	2.0	4	2	0.0	0.0
46	1	4182700074	Harpoon IPA 12/12C	2.0	4	2	0.0	0.0
47	1	7199009506	Blue Moon Belgian White Ale 12/12C	2.0	4	2	0.0	0.0
48	1	8769200105	Samuel Adams Boston Lgr 12/12C	2.0	4	2	0.0	0.0
49	1	8769211103	Samuel Adams Light 12/12B	1.0	2	1	0.0	0.0
50	1	79837312125	Magic Hat Variety Pack 12/12B	1.0	2	1	0.0	0.0
51	1	79837312123	Magic Hat #9 12/12B	1.0	2	1	0.0	0.0
52	1	71925600054	Long Trail Ale 12/12B	1.0	2	1	0.0	0.0
53	1	8378337512	Sierra Nevada Pale Ale 12/12B	1.0	2	1	0.0	0.0

Segment #4 : Shelf #3 DEPTH: 24 in WIDTH: 32 in DISTANCE FROM TOP OF BASE SHELF TO BOTTOM OF SHELF: 0.50 in

POS	# FAC	UPC	NAME	CASES	CAPACITY	UNITS HIGH	DOS	MVMT
57	1	7199009516	Blue Moon Belgian White Ale 12/12B	3.0	6	3	0.0	0.0
58	1	7199009554	Blue Moon Brewmaster's Sampler 12/12B	3.0	6	3	0.0	0.0
59	1	7199009554	Blue Moon Brewmaster's Sampler 12/12B	3.0	6	3	0.0	0.0
60	1	8769229103	Samuel Adams Ssnl Variety-Mix Pk 12/12B	3.0	6	3	0.0	0.0

Segment #4 : Shelf #4 DEPTH: 24 in WIDTH: 32 in DISTANCE FROM TOP OF BASE SHELF TO BOTTOM OF SHELF: 0.50 in

PLANOGRAM BACKING TABLE

POS	# FAC	UPC	NAME	CASES	CAPACITY	UNITS HIGH	DOS	MVMT
61	1	8769201103	Samuel Adams Seasonal 12/12B	3.0	6	3	0.0	0.0
62	1	8769200129	Samuel Adams Rebel IPA 12/12B	3.0	6	3	0.0	0.0
63	1	8769210014	Samuel Adams Boston Lgr 12/12B	3.0	6	3	0.0	0.0
64	1	8248812300	Becks 12/12B	3.0	6	3	0.0	0.0

Segment #5 : Shelf #1 DEPTH: 24 in WIDTH: 96 in DISTANCE FROM TOP OF BASE SHELF TO BOTTOM OF SHELF: 36.00 in

POS	# FAC	UPC	NAME	CASES	CAPACITY	UNITS HIGH	DOS	MVMT
65	1	8205480451	Warsteiner 12/11B	1.0	2	1	0.0	0.0
66	1	1820019984	Becks Sapphire 12/12B	1.0	2	1	0.0	0.0
67	1	76227407531	Bass Pale Ale 12/12B	1.0	2	1	0.0	0.0
68	1	6821309117	Molson Ice 12/12B	1.0	2	1	0.0	0.0
69	1	1820020982	Best of Belgium Variety 12/11B	1.5	3	1	0.0	0.0
70	1	78615000051	Hoegaarden 12/11B	1.0	2	1	0.0	0.0
71	1	8834510122	Newcastle Seasonal 12/12B	1.0	2	1	0.0	0.0
72	1	8834510053	Newcastle Brown Ale 12/12B	1.0	2	1	0.0	0.0
73	2	7289000188	Heineken Premium Light 12/12C	3.0	6	1	0.0	0.0
74	1	7289000529	Heineken 12/8.5C	3.0	6	2	0.0	0.0
75	1	7289000020	Heineken 12/12C	3.0	6	2	0.0	0.0

Segment #5 : Shelf #2 DEPTH: 24 in WIDTH: 32 in DISTANCE FROM TOP OF BASE SHELF TO BOTTOM OF SHELF: 0.50 in

POS	# FAC	UPC	NAME	CASES	CAPACITY	UNITS HIGH	DOS	MVMT
76	2	78615000014	Stella Artois 12/11B	9.0	18	3	0.0	0.0
77	1	7289010016	Amstel Light 12/12B	4.5	9	3	0.0	0.0

Segment #5 : Shelf #3 DEPTH: 24 in WIDTH: 32 in DISTANCE FROM TOP OF BASE SHELF TO BOTTOM OF SHELF: 0.50 in

POS	# FAC	UPC	NAME	CASES	CAPACITY	UNITS HIGH	DOS	MVMT
78	1	7289000423	Heineken Premium Light 18/12B	3.0	3	3	0.0	0.0
79	1	7289000159	Heineken Premium Light 12/12B	3.0	6	3	0.0	0.0
80	1	7289000159	Heineken Premium Light 12/12B	4.5	9	3	0.0	0.0
81	1	7289000152	Heineken 18/12B	3.0	3	3	0.0	0.0

Segment #5 : Shelf #4 DEPTH: 24 in WIDTH: 32 in DISTANCE FROM TOP OF BASE SHELF TO BOTTOM OF SHELF: 0.50 in

POS	# FAC	UPC	NAME	CASES	CAPACITY	UNITS HIGH	DOS	MVMT
82	3	7289000016	Heineken 12/12B	13.5	27	3	0.0	0.0

Segment #6 : Shelf #2 DEPTH: 24 in WIDTH: 32 in DISTANCE FROM TOP OF BASE SHELF TO BOTTOM OF SHELF: 0.50 in

POS	# FAC	UPC	NAME	CASES	CAPACITY	UNITS HIGH	DOS	MVMT
93	1	8066095623	Corona Light 18/12B	3.0	3	3	0.0	0.0
94	1	8066095675	Corona Light 12/12B	4.5	9	3	0.0	0.0
95	1	8066095680	Corona Extra 18/12B	3.0	3	3	0.0	0.0

Segment #6 : Shelf #1 DEPTH: 24 in WIDTH: 96 in DISTANCE FROM TOP OF BASE SHELF TO BOTTOM OF SHELF: 36.00 in

POS	# FAC	UPC	NAME	CASES	CAPACITY	UNITS HIGH	DOS	MVMT
83	1	8982623013	Best of Mexico 12/12B	1.5	3	1	0.0	0.0
84	1	7231133140	Dos Equis Ambar 12/12B	1.5	3	1	0.0	0.0
85	1	7231123012	Dos Equis Lager 12/12B	1.5	3	1	0.0	0.0
86	1	8982690033	Tecate 12/12C	3.0	6	2	0.0	0.0
87	1	8066095621	Corona Light 12/12C	1.5	3	1	0.0	0.0
88	1	8066095695	Corona Extra 12/12C	3.0	6	2	0.0	0.0
89	1	8066095711	Modelo 18/12C	2.0	2	2	0.0	0.0
90	1	8066095715	Modelo 12/12C	3.0	6	2	0.0	0.0

PLANOGRAM BACKING TABLE

91	1	8769200017	Angry Orchard Variety Pack 12/12B	1.0	2	1	0.0	0.0
92	1	63598512001	Mikes Hard Lemonade 12/11B	1.0	2	1	0.0	0.0

Segment #6 : Shelf #3 DEPTH: 24 in WIDTH: 32 in DISTANCE FROM TOP OF BASE SHELF TO BOTTOM OF SHELF: 0.50 in

POS	# FAC	UPC	NAME	CASES	CAPACITY	UNITS HIGH	DOS	MVMT
96	3	8066095615	Corona Extra 12/12B	13.5	27	3	0.0	0.0

Segment #6 : Shelf #4 DEPTH: 24 in WIDTH: 32 in DISTANCE FROM TOP OF BASE SHELF TO BOTTOM OF SHELF: 0.50 in

POS	# FAC	UPC	NAME	CASES	CAPACITY	UNITS HIGH	DOS	MVMT
97	1	8066095408	Coronita Extra 24/7B	3.0	3	3	0.0	0.0
98	1	8066095787	Negra Modelo 12/12B	1.5	3	3	0.0	0.0
99	1	8066095757	Modelo 12/12B	3.0	6	3	0.0	0.0

SKUs on Planogram: 96



Clare Rose



Shop Rite Selden

WALK IN COOLER WITH PALLETS



Print Date

4/6/2015

Segment Width: 576.00

Page: 1 of 1