



SSNY 2596 MOUNT KISCO



74' COLD



SALE BEER

B
R
E
A
K



SSNY 2596 MOUNT KISCO



74' COLD






SSNY 2596 MOUNT KISCO

74' COLD



BR
EA
K





SSNY 2596 MOUNT KISCO



74' COLD






SSNY 2596 MOUNT KISCO



74' COLD



Traffic flow: Left-right

2596

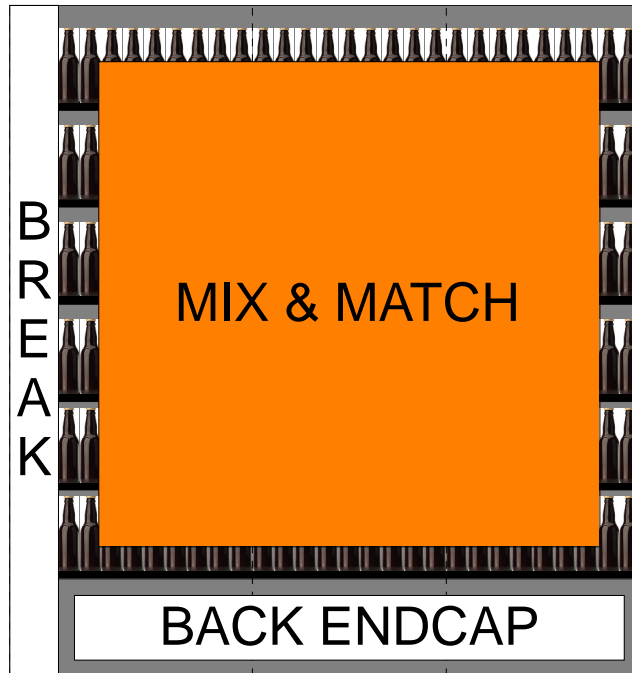
Page: 5 of 36



SSNY 2596 MOUNT KISCO



74' COLD

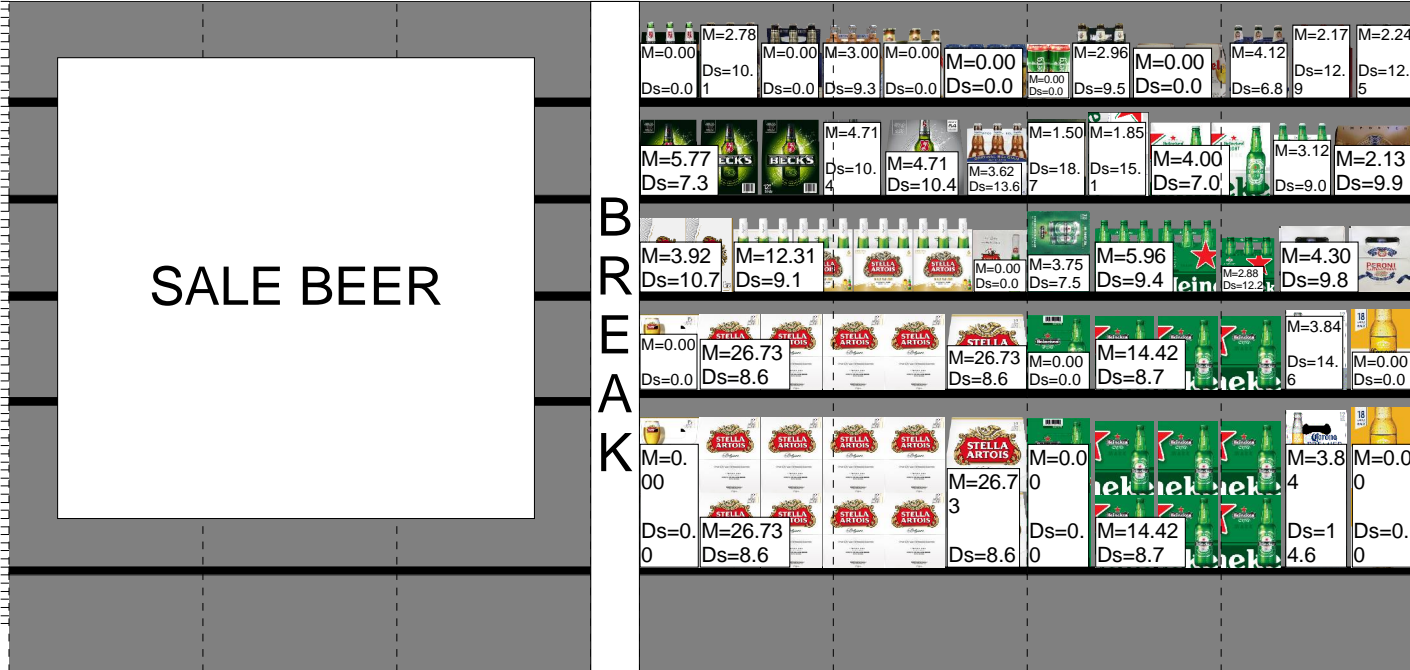




SSNY 2596 MOUNT KISCO



74' COLD






SSNY 2596 MOUNT KISCO



74' COLD

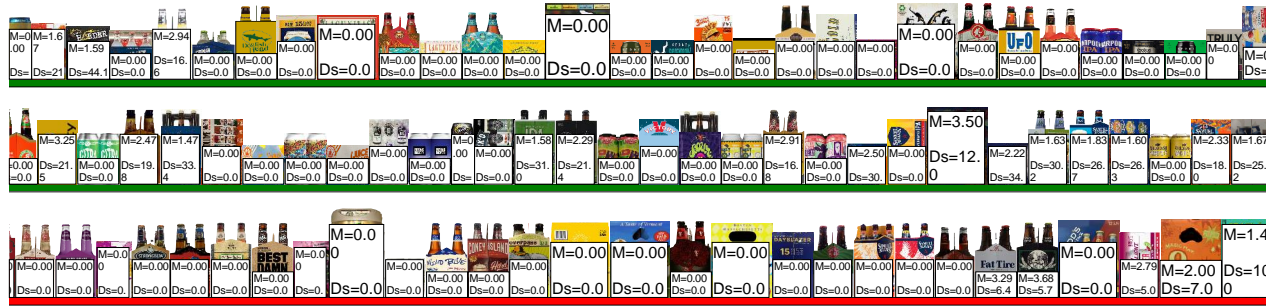




SSNY 2596 MOUNT KISCO



74' COLD



BR EA K





SSNY 2596 MOUNT KISCO



74' COLD

M=0.00	M=0.00	M=0.00
Ds=0.00	Ds=0.00	Ds=0.00

M=2.50	M=0.00	M=0.00	M=1.00
Ds=19.6	Ds=0.00	Ds=0.00	Ds=42.0

M=0.00
Ds=0.00

M=2.83 Ds=14.9	M=0.00 Ds=0.0	M=0.00 Ds=0.0	M=2.50 Ds=30.8	M=2.91 Ds=16.8	M=1.63 Ds=30.2	M=0.00 Ds=0.0	M=0.00 Ds=0.0	M=0.00 Ds=0.0	M=0.00 Ds=0.0	M=1.58 Ds=31.0	M=5.44 Ds=14.2	M=5.50 Ds=10.2	M=0.00 Ds=0.0	M=1.38 Ds=40.7	M=0.00 Ds=0.0	M=0.00 Ds=0.0	M=0.00 Ds=0.0	M=1.86 Ds=30.2						
M=4.77 Ds=8.8	M=0.00 Ds=0.0	M=0.00 Ds=0.0	M=1.46 Ds=19.2	M=1.94 Ds=14.4	M=2.71 Ds=10.3	M=2.22 Ds=34.7	M=1.83 Ds=26.7	M=2.43 Ds=11.5	M=1.55 Ds=9.1	M=2.86 Ds=9.8	M=0.00 Ds=0.0	M=0.00 Ds=0.0	M=1.60 Ds=17.5	M=0.00 Ds=0.0	M=2.83 Ds=9.9	M=0.00 Ds=0.0	M=3.89 Ds=7.2	M=3.56 Ds=15.7	M=1.68 Ds=16.6	M=0.00 Ds=0.0	M=0.00 Ds=0.0			
M=4.64 Ds=9.1	M=0.00 Ds=0.0	M=0.00 Ds=0.0	M=2.29 Ds=21.4	M=0.00 Ds=0.0	M=1.67 Ds=16.8	M=0.00 Ds=0.0	M=3.10 Ds=9.0	M=2.79 Ds=10.0	M=3.39 Ds=8.3	M=2.44 Ds=11.5	M=0.00 Ds=0.0	M=4.65 Ds=6.0	M=2.16 Ds=22.7	M=0.00 Ds=0.0	M=0.00 Ds=0.0	M=0.00 Ds=0.0	M=4.00 Ds=14.0	M=2.68 Ds=10.4	M=0.00 Ds=0.0	M=2.84 Ds=17.3	M=3.48 Ds=8.1	M=2.00 Ds=14.0	M=1.77 Ds=7.9	
M=4.85 Ds=8.7	M=1.67 Ds=16.8	M=2.00 Ds=14.0	M=1.58 Ds=31.0	M=1.67 Ds=16.8	M=2.73 Ds=10.3	M=1.60 Ds=26.3	M=1.00 Ds=42.0	M=2.33 Ds=18.0	M=1.67 Ds=25.2	M=2.50 Ds=19.6	M=1.83 Ds=7.6	M=0.00 Ds=0.0	M=2.42 Ds=11.6	M=0.00 Ds=0.0	M=0.00 Ds=0.0	M=5.15 Ds=5.4	M=0.00 Ds=0.0	M=3.00 Ds=9.3	M=0.00 Ds=0.0	M=0.00 Ds=0.0	M=0.00 Ds=0.0	M=0.00 Ds=0.0	M=8.31 Ds=3.4	M=2.33 Ds=12.0
M=0.00 Ds=0.0	M=3.84 Ds=7.3	M=3.04 Ds=9.2	M=0.00 Ds=0.0	M=0.00 Ds=0.0	M=4.60 Ds=6.1	M=3.50 Ds=12.0	M=3.52 Ds=8.0	M=3.39 Ds=8.3	M=1.91 Ds=1.46	M=0.00 Ds=0.0	M=5.89 Ds=9.5	M=0.00 Ds=0.0	M=7.81 Ds=7.2	M=0.00 Ds=0.0	M=1.00 Ds=6.3	M=4.00 Ds=7.0	M=1.33 Ds=42.0	M=4.00 Ds=7.0	M=2.29 Ds=18.3	M=1.44 Ds=19.4	M=3.84 Ds=7.3	M=9.77 Ds=2.9	M=0.00 Ds=0.0	



SSNY 2596 MOUNT KISCO



74' COLD

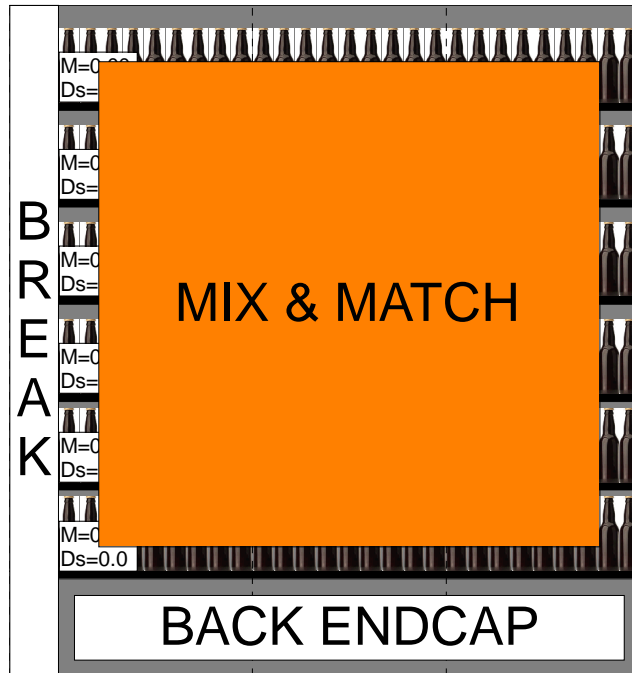
M=1.55 Ds=18.1	M=1.67 Ds=16.8	M=2.00 Ds=14.0	M=0.00 Ds=0.0	M=0.00 Ds=0.0	M=0.00 Ds=0.0	M=0.00 Ds=0.0	M=0.00 Ds=0.0	M=9.60 Ds=6.6	M=0.00 Ds=0.0	M=0.00 Ds=0.0	M=0.00 Ds=0.0	M=0.00 Ds=0.0	M=0.00 Ds=0.0	M=0.00 Ds=0.0	M=0.00 Ds=0.0	M=0.00 Ds=0.0	M=0.00 Ds=0.0	M=0.00 Ds=0.0	M=0.00 Ds=0.0	M=0.00 Ds=0.0	M=0.00 Ds=0.0	M=0.00 Ds=0.0	M=0.00 Ds=0.0	M=0.00 Ds=0.0	M=0.00 Ds=0.0	
M=5.29 Ds=14.6	M=0.00 Ds=0.0	M=0.00 Ds=0.0	M=1.69 Ds=16.6	M=0.00 Ds=0.0	M=0.00 Ds=0.0	M=5.23 Ds=12.0	M=7.77 Ds=9.9	M=0.00 Ds=0.0	M=0.00 Ds=0.0	M=0.00 Ds=0.0	M=2.26 Ds=18.6	M=0.00 Ds=0.0	M=2.58 Ds=10.8	M=4.71 Ds=5.9	M=0.00 Ds=21.0	M=0.00 Ds=0.0	M=2.30 Ds=12.2	M=2.18 Ds=12.8	M=3.05 Ds=9.2	M=3.29 Ds=8.5	M=2.94 Ds=16.6	M=0.00 Ds=0.0	M=0.00 Ds=0.0	M=0.00 Ds=0.0	M=0.00 Ds=0.0	
M=2.44 Ds=20.1	M=2.43 Ds=11.5	M=0.00 Ds=0.0	M=7.27 Ds=3.9	M=0.00 Ds=0.0	M=0.00 Ds=0.0	M=10.61 Ds=9.9	M=7.65 Ds=10.1	M=0.00 Ds=0.0	M=0.00 Ds=0.0	M=1.75 Ds=20.0	M=0.00 Ds=0.0	M=1.71 Ds=20.4	M=2.25 Ds=12.4	M=2.39 Ds=11.7	M=4.74 Ds=10.3	M=1.50 Ds=13.2	M=2.36 Ds=14.8	M=1.69 Ds=8.3	M=0.00 Ds=0.0	M=0.00 Ds=0.0	M=0.00 Ds=0.0	M=2.00 Ds=14.0	M=0.00 Ds=0.0	M=0.00 Ds=0.0	M=0.00 Ds=0.0	M=0.00 Ds=0.0
M=3.54 Ds=7.9	M=1.39 Ds=10.1	M=0.00 Ds=0.0	M=4.12 Ds=18.7	M=2.46 Ds=11.4	M=0.00 Ds=0.0	M=40.27 Ds=5.7	M=18.50 Ds=7.6	M=1.00 Ds=35.0	M=2.60 Ds=13.5	M=0.00 Ds=0.0	M=2.79 Ds=7.5	M=2.17 Ds=16.1	M=0.00 Ds=0.0	M=0.00 Ds=0.0	M=6.67 Ds=4.2	M=2.10 Ds=10.0	M=0.00 Ds=0.0	M=1.92 Ds=14.6	M=1.75 Ds=28.0	M=2.18 Ds=12.9	M=0.00 Ds=0.0	M=0.00 Ds=0.0	M=0.00 Ds=0.0	M=3.40 Ds=8.2	M=0.00 Ds=0.0	M=0.00 Ds=0.0
M=3.59 Ds=7.8	M=3.05 Ds=9.2	M=8.15 Ds=3.4	M=0.00 Ds=0.0	M=0.00 Ds=0.0	M=1.22 Ds=22.9	M=40.27 Ds=5.7	M=18.50 Ds=7.6	M=4.58 Ds=9.2	M=5.23 Ds=10.7	M=3.96 Ds=15.9	M=8.47 Ds=16.6	M=0.00 Ds=0.0	M=9.82 Ds=10.0	M=2.60 Ds=10.8	M=4.00 Ds=10.5	M=2.27 Ds=4.6	M=0.00 Ds=0.0	M=1.67 Ds=6.8	M=1.00 Ds=8.0	M=1.59 Ds=4.1	M=3.71 Ds=7.6	M=0.00 Ds=0.0	M=0.00 Ds=0.0	M=0.00 Ds=0.0	M=0.00 Ds=0.0	M=0.00 Ds=0.0



SSNY 2596 MOUNT KISCO



74' COLD





SSNY 2596 MOUNT KISCO



74' COLD

PLANOGRAM BACKING TABLE

C:\Stop&Shop\New York\2020\SSNY 2596 MOUNT KISCO ST HWY 117 AND PRESTON WAY.PSA

Planogram: 2596 Cold

Segment #2 : Shelf #5	DEPTH: 27 in	WIDTH: 72 in	DISTANCE FROM TOP OF BASE SHELF TO BOTTOM OF SHELF: 12.00 in
Segment #2 : Shelf #4	DEPTH: 24 in	WIDTH: 72 in	DISTANCE FROM TOP OF BASE SHELF TO BOTTOM OF SHELF: 33.00 in
Segment #2 : Shelf #3	DEPTH: 24 in	WIDTH: 72 in	DISTANCE FROM TOP OF BASE SHELF TO BOTTOM OF SHELF: 46.00 in
Segment #2 : Shelf #2	DEPTH: 24 in	WIDTH: 72 in	DISTANCE FROM TOP OF BASE SHELF TO BOTTOM OF SHELF: 58.00 in
Segment #2 : Shelf #1	DEPTH: 24 in	WIDTH: 72 in	DISTANCE FROM TOP OF BASE SHELF TO BOTTOM OF SHELF: 70.00 in
Segment #23 : Shelf #3	DEPTH: 24 in	WIDTH: 978 in	DISTANCE FROM TOP OF BASE SHELF TO BOTTOM OF SHELF: 95.00 in

POS	# FAC	S&S ID	UPC	NAME	CASES	CAPACITY	UNITS HIGH
10	1	903845	7199070028	Coors Light 12/12C SC	1.00	2.00	1.00
11	1	41827...	4182700007	Harpoon IPA 1/12B	0.38	9.00	1.00
12	1	82000...	8200072384	Smirnoff Ice 1/11B	0.42	10.00	1.00
13	1	647140	77228505111	Unibroue La Fin Du Monde 1/25B	0.58	7.00	1.00
14	1	63625...	63625177012	Stone IPA 1/12B	0.42	10.00	1.00
15	1	647151	77228503111	Unibroue Maudite 1/25B	0.58	7.00	1.00
16	1	926174	8572510814	Lindemans Fram. Lambic 1/25B	0.58	7.00	1.00
26	1	567191	4182700206	Harpoon Grateful Harvest 6/12B	0.75	3.00	1.00
27	1	777537	63598520028	White Claw Rby Grpfrt HrdSeltzer 6/12C	0.75	3.00	1.00
28	1	580983	72383000004	Lagunitas IPA 1/22B	0.67	8.00	1.00
29	1	500472	8572511508	Samuel Smiths Nut Brown Ale 1/19B	0.67	8.00	1.00
30	1	632451	72383000001	Lagunitas Hop Stoopid Ale 1/22B	0.53	8.00	1.00
31	1	926166	81706000007	Chimay Grande Res A-Blue 1/25B	0.58	7.00	1.00
32	1	905903	7289010011	Amstel Light 6/12B	0.75	3.00	1.00
41	1	636227	8769200127	Samuel Adams Rebel IPA 6/12B	0.75	3.00	1.00
42	1	629352	1820020998	Bud Light 8/16AL	0.67	2.00	1.00
43	1	906645	8378337533	Sierra Nevada SideCar Orange IPA 6/12B	0.75	3.00	1.00
44	1	593077	8378337543	Sierra Nevada Tropical Torpedo 6/12B	0.75	3.00	1.00
47	1	571317	64286020024	Founders All Day IPA 6/12B	0.50	2.00	1.00
48	1	500473	8572511509	Samuel Smiths Oatmeal Stout 1/19B	0.67	8.00	1.00
56	1	500446	81706000004	Chimay Premiere Ale-Red 1/25B	0.58	7.00	1.00
57	1	932768	4048731160	Malt Star Black Beer NA 6/12B	0.50	2.00	1.00
58	1	581050	2124212009	Redhook Variety Pack 12/12C	1.00	2.00	1.00
59	1	983819	78624361102	Flying Dog Classic Pale Ale 6/12B	0.75	3.00	1.00
60	1	724017	86547400006	Yonkers India Pale Ale 6/12B	0.75	3.00	1.00
79	1	647044	63770400082	Troegs Hopback Amber Ale 6/12B	0.75	3.00	1.00
80	1	867542	1820000960	Ritas Lime-A-Rita 1/8C	0.42	10.00	1.00
81	1	503754	65334135640	Narragansett Dels Shandy 6/16C	0.75	3.00	1.00
82	1	580991	63027946706	Victory HopDevil Ale 6/12B	0.75	3.00	1.00
83	1	905901	72890000000	Heineken 6/12C	0.50	2.00	1.00
102	1	906288	7143934806	Rolling Rock 6/12B	0.75	3.00	1.00
103	1	905130	7248002403	Schaefer 12/12C	1.00	2.00	1.00
104	1	911333	1820020079	Bud Light Orange 6/12B	0.75	3.00	1.00
105	1	983780	78615000036	Hoegaarden 6/11B	0.75	3.00	1.00
106	1	500483	8992420111	Yuengling Light Lager 6/12B	0.75	3.00	1.00
128	1	925954	7289000174	Heineken 1/169MBR	1.50	3.00	1.00



SSNY 2596 MOUNT KISCO



74' COLD

PLANOGRAM BACKING TABLE

C:\Stop&Shop\New York\2020\SSNY 2596 MOUNT KISCO ST HWY 117 AND PRESTON WAY.PSA

Planogram: 2596 Cold

129	1	580994	73692011111	Goose Island Honkers Ale 6/12B	0.75	3.00	1.00
130	1	773655	8769200269	Samuel Adams Rebel Rouser 6/12B	0.75	3.00	1.00
131	1	720233	75452700613	New Belgium Citradelic Tangri IPA 6/12C	0.75	3.00	1.00
151	1	636299	63598525945	Mikes HARDER Lemonade 12/8C	1.00	2.00	1.00
152	1	570807	64145511065	DuClaw Sweet Baby Jesus 6/12B	0.75	3.00	1.00
153	1	835428	64145511075	DuClaw Dirty Little Freak 6/12B	0.75	3.00	1.00
154	1	869154	79837330065	Magic Hat Low Key IPA 6/12B	0.75	3.00	1.00
155	1	649094	8769200699	Samuel Adams New England IPA 4/16C	0.67	4.00	1.00
176	1	965672	79837312606	Magic Hat Seasonal 6/12B	0.75	3.00	1.00
177	1	840184	85961200111	21st Down to Earth 6/12C	0.75	3.00	1.00
178	1	964642	64286015031	Founders Solid Gold 6/12C	0.75	3.00	1.00
179	1	636785	88715100051	Traveler Ltd Release 6/12C	0.75	3.00	1.00
180	1	745773	8857380002	Shiner Seasonal 6/12B	0.75	3.00	1.00
198	1	500839	70277008101	Omission Lager 6/12B	0.75	3.00	1.00
199	1	547553	1820017993	Shock Top Seasonal 6/12B	0.75	3.00	1.00
200	1	530441	1820017991	Shock Top Sampler 12/12B	1.00	2.00	1.00
201	1	824362	67243800200	Ballast Point Fathom IPA 6/12C	0.75	3.00	1.00
224	1	636547	86273700002	Montauk Driftwood Ale 6/12C	0.75	3.00	1.00
225	1	947837	0945010124	Saranac Seasonal 12/12B	1.00	2.00	1.00
226	1	565587	60690500830	Ithaca Flower Power IPA 6/12B	0.75	3.00	1.00
227	1	762900	60367510182	Allagash White 4/12B	0.67	4.00	1.00
249	1	906657	9530113104	Rogue Dead Guy Ale 6/12C	0.75	3.00	1.00
250	1	978033	79837312125	Magic Hat Variety Pack 12/12B	1.00	2.00	1.00
251	1	863262	3410078658	Leinenkugel Grapefruit Shandy 6/12B	0.75	3.00	1.00
252	1	762425	72383000020	Lagunitas A Little Sumpin Sumpin 6/12B	0.75	3.00	1.00
277	1	581890	79603081491	Kona Hanalei Island IPA 6/12B	0.75	3.00	1.00
278	1	647022	7199009536	Blue Moon Seasonal 12/12B	1.00	2.00	1.00
279	1	981748	3410098916	Henrys Hard Soda Orange Ale 6/12B	0.75	3.00	1.00
280	1	813442	3354495076	Svedka Spk Seltzer Variety Pack 12/12C SC	1.00	2.00	1.00
306	1	902386	3410051660	Henrys Hard Sprkng Variety Pack 12/12C SC	1.00	2.00	1.00
307	1	863275	8834510168	Strongbow Variety Pack 12/11B	1.00	2.00	1.00
308	1	697779	8834510201	Strongbow Rose Apple Cider 6/11B	0.75	3.00	1.00
309	1	675703	1820020048	Best Damn Hard Tea Original 6/12B	0.75	3.00	1.00
329	1	675704	1820020091	Best Damn Hard Tea Peach 6/12B	0.75	3.00	1.00
330	1	908729	1820000964	Natural Ice 12/12C	1.00	2.00	1.00
331	1	686487	3410051623	Henrys Hard Sprkng Lemon Lime 6/12B	0.75	3.00	1.00
332	1	928455	1820015047	Natural Light 12/12C	1.00	2.00	1.00
333	1	549166	8769200079	Angry Orchard Seasonal 6/12B	0.75	3.00	1.00
355	1	686486	3410051625	Henrys Hard Spkng Passion Fruit 6/12B	0.75	3.00	1.00
356	1	515383	3410051621	Henrys Hard Soda Grape 6/12B	0.75	3.00	1.00
357	1	624501	1820022992	Bud Light Lime-A-Rita Seasonal 12/8C	1.00	2.00	1.00
358	1	539884	8834510158	Strongbow Honey Apple Cider 6/11B	0.75	3.00	1.00
359	1	810172	3410008746	Redd's Blueberry Ale 6/12B	0.75	3.00	1.00
379	1	567387	9200002013	Small Town Not Your Fathers Gngr 6/12B	0.75	3.00	1.00
380	1	939427	1820020002	Best Damn Root Beer 6/12B	0.75	3.00	1.00
381	1	636298	63598525948	Mikes HARDER Blk Cherry Lemonade 12/8C	1.00	2.00	1.00
382	1	634578	7289000194	Heineken Premium Light 1/169MBR	1.50	3.00	1.00
400	1	867541	8382012422	Guinness Nitro IPA 6/11C	0.75	3.00	1.00
401	1	670764	1820010993	Wild Blue 6/12B	0.75	3.00	1.00
402	1	930892	88715100213	Coney Island Hard Root Beer 6/12B	0.75	3.00	1.00
403	1	835436	88715100195	Coney Island Overpass IPA 6/12B	0.75	3.00	1.00
404	1	506317	1820019991	Shock Top Seasonal 12/12B	1.00	2.00	1.00



SSNY 2596 MOUNT KISCO



74' COLD

PLANOGRAM BACKING TABLE

C:\Stop&Shop\New York\2020\SSNY 2596 MOUNT KISCO ST HWY 117 AND PRESTON WAY.PSA

Planogram: 2596 Cold

426	1	926132	71925600066	Long Trail Seasonal Survival Pk 12/12B	1.00	2.00	1.00
427	1	547440	71925600083	Long Trail Limbo IPA 6/12B	0.75	3.00	1.00
428	1	910589	4182701412	Harpoon Seasonal 12/12B	1.00	2.00	1.00
445	1	528146	75452700690	New Belgium Dayblazer 15/12C	0.50	1.00	1.00
446	1	581886	75452700711	New Belgium CitradelicExoticLime 6/12B	0.75	3.00	1.00
450	1	869118	8769200343	Samuel Adams Rebel GrapefruitIPA 6/12B	0.75	3.00	1.00
459	1	615991	8769200506	Samuel Adams Rebel Juiced IPA 6/12B	0.75	3.00	1.00
460	1	520243	63598506064	Mikes Hard Blk Raspberry Lemnade 6/11B	0.75	3.00	1.00
461	1	688596	75452700716	New Belgium Fat Tire Belgn White 6/12B	0.75	3.00	1.00
462	1	581045	63625177612	Stone IPA 6/12B	0.75	3.00	1.00
487	1	636344	3410000340	Redd's Variety Pack 12/12B	1.00	2.00	1.00
488	1	523966	1820020180	Natural Light Sltzr CatalinaLmMx 12/12C	1.00	2.00	1.00
489	1	977944	79837312123	Magic Hat #9 12/12B	1.00	2.00	1.00
490	1	869155	79837330051	Magic Hat IPA Variety Pack 12/12B	1.00	2.00	1.00

Segment #23 : Shelf #2 DEPTH: 24 in WIDTH: 978 in DISTANCE FROM TOP OF BASE SHELF TO BOTTOM OF SHELF: 109.00 in

POS	# FAC	S&S ID	UPC	NAME	CASES	CAPACITY	UNITS HIGH
6	1	505311	75224514150	Weihenstephaner Hefeweissbier 6/12B	1.75	3.00	1.00
7	1	788374	78615000149	Stella Artois 18/11B	5.00	1.00	1.00
8	1	906797	8248812345	Becks 6/12B	1.75	3.00	1.00
9	1	929063	4257205006	Radeberger Pilsner 6/11B	1.75	3.00	1.00
21	1	911066	8248812840	Becks Premier Light 12/12B	3.50	2.00	1.00
22	1	616147	2050700011	Bitburger Pilsner 4/17C	2.00	4.00	1.00
23	1	983780	78615000146	Hoegaarden 6/11B	1.75	3.00	1.00
24	1	567707	78615000222	Stella Artois 6/7B	2.00	3.00	1.00
25	1	511477	7289000152	Heineken 18/12B	5.00	1.00	1.00
38	1	982014	7231113312	Pilsner Urquell 12/12B	2.00	2.00	1.00
39	1	647122	8370601415	Duvel Belgian Ale 4/11B	2.00	4.00	1.00
40	1	748187	8760010115	Carlsberg 4/16C	1.33	4.00	1.00
46	1	845511	18195400004	Peroni Nastro Azzuro 12/12B	3.00	2.00	1.00
53	1	504196	3354495042	Corona Premier 12/12B	4.00	2.00	1.00
54	1	991882	8066095623	Corona Light 18/12B	5.00	1.00	1.00
55	1	991881	8066095680	Corona Extra 18/12B	5.00	1.00	1.00
75	1	511492	8982690033	Tecate 12/12C	3.00	2.00	1.00
76	1	945846	7231163021	Sol 6/12B	1.75	3.00	1.00
77	1	531177	3354400021	Modelo Especial 24/7B	3.00	1.00	1.00
78	1	966763	3354495027	Modelo 18/12B	3.00	1.00	1.00
99	1	916123	71905700156	Presidente 12/12B	2.00	2.00	1.00
100	1	920982	71905700131	Presidente 6/12B	1.75	3.00	1.00
101	1	781738	1820020082	Michelob Ultra Pure Gold 6/12B	1.75	3.00	1.00
124	1	567907	1820020209	Bud Light Lemonade 12/12C SC	2.50	2.00	1.00
125	1	928146	1820006991	Michelob Ultra 12/12C SC	4.00	2.00	1.00
126	1	537875	1820020210	Bud Light Peels Variety 12/12C SC	2.50	2.00	1.00
127	1	500485	8992488007	Yuengling Traditional Lager 24/12C	5.00	1.00	1.00
147	1	941763	8992427898	Yuengling Traditional Lager 12/12C	4.00	2.00	1.00
148	1	829980	8992433125	Yuengling Golden Pilsner 12/12B	2.00	2.00	1.00
149	1	536738	8992477013	Yuengling Flight 12/12B	2.00	2.00	1.00
150	1	941769	8992495432	Yuengling Black & Tan 6/12B	1.75	3.00	1.00
171	1	902460	3410000354	Miller Lite 6/12C	2.75	3.00	1.00
172	1	500603	7199010071	Coors 1/24C	2.67	8.00	1.00



SSNY 2596 MOUNT KISCO



74' COLD

PLANOGRAM BACKING TABLE

C:\Stop&Shop\New York\2020\SSNY 2596 MOUNT KISCO ST HWY 117 AND PRESTON WAY.PSA

Planogram: 2596 Cold

173	1	951585	7199010020	Coors 18/12C	3.00	1.00	1.00
174	1	531126	1820020201	Budweiser Nitro Reserve Gold 12/12C	3.00	2.00	1.00
175	1	726522	1820020069	Budweiser Reserve Series 6/12B	1.75	3.00	1.00
193	1	603059	7213055001	Narragansett Lager 6/16C	1.75	3.00	1.00
194	1	901774	2210000071	Pabst 6/12C	2.75	3.00	1.00
195	1	556042	1820020038	Budweiser Zero 12/12C	3.00	2.00	1.00
196	1	519624	7289000620	Heineken 0.0 6/12C	2.50	2.00	1.00
197	1	938476	3410001505	Miller High Life 6/12B	1.75	3.00	1.00
219	1	924231	1820079047	O'Doul's 12/12C	3.00	2.00	1.00
220	1	623345	7289000621	Heineken 0.0 6/12B	1.75	3.00	1.00
221	1	747473	1820020077	Natural Light 15/12C	4.50	1.00	1.00
222	1	624493	1820025013	Natty Daddy 1/25C	2.13	8.00	1.00
223	1	932778	8248812700	Becks NA 6/12B	1.75	3.00	1.00
244	1	504168	1820028443	Natural Ice 15/12C	4.50	1.00	1.00
245	1	965813	1820002992	O'Doul's Amber 6/12B	1.75	3.00	1.00
246	1	686488	7199048045	Keystone Light 15/12C	1.50	1.00	1.00
247	1	924891	7199048024	Keystone Light 1/24C	2.00	8.00	1.00
248	1	833718	86907100027	Montauk Wave Chaser IPA 6/12C	2.75	3.00	1.00
272	1	724016	86547400002	Yonkers Lager 6/12C	2.75	3.00	1.00
273	1	632439	68174511130	Blue Point Blueberry Ale 6/12C	2.75	3.00	1.00
274	1	675685	68174500134	Blue Point Toasted Lager 18/12C	5.00	1.00	1.00
275	1	716843	86273700007	Montauk Session IPA 6/12C	2.75	3.00	1.00
276	1	675665	68174500145	Blue Point Seasonal 18/12C	5.00	1.00	1.00
301	1	512407	68174500251	Blue Point NY Pinstripe Pils 6/12C	2.75	3.00	1.00
302	1	570449	81760601081	Captain Lawrence Orbital Tilt IPA 6/12C	2.75	3.00	1.00
303	1	984289	86907100026	Montauk Seasonal 6/12C	2.75	3.00	1.00
304	1	927617	85586700635	Five Boroughs Tiny Juicy IPA 6/12C	2.75	3.00	1.00
305	1	636544	86273700006	Montauk Summer Ale 6/12C	2.75	3.00	1.00
325	1	508688	3061300056	Brooklyn Seasonal 12/12C	5.00	2.00	1.00
326	1	927616	85586700622	Five Boroughs Pilsner 6/12C	2.75	3.00	1.00
327	1	519633	85224700805	Montauk Juicy IPA 4/16C	1.33	4.00	1.00
328	1	549177	81760601000	Captain Lawrence Pale Ale 6/12B	1.75	3.00	1.00
350	1	926107	3061300019	Brooklyn East India Pale Ale 6/12B	1.75	3.00	1.00
351	1	984300	3061300074	Brooklyn Variety Pack 12/12C	5.00	2.00	1.00
352	1	570318	81760601029	Captain Lawrence Citra Dreams 4/16C	2.00	4.00	1.00
353	1	549169	81760601001	Captain Lawrence Liquid Gold 6/12B	1.75	3.00	1.00
354	1	517504	88715100418	Coney Island Merman IPA 6/12B	1.75	3.00	1.00
374	1	567492	86000265722	Sixpoint Higher Volume Variety 15/12C	4.50	1.00	1.00
375	1	567411	86036700070	Sloop Super Soft 6/12C	2.75	3.00	1.00
376	1	570565	85663200430	Bronx Now Youse Can't Leave DIPA 4/16C	0.50	4.00	1.00
377	1	606830	86036700072	Sloop Juice Bomb IPA 6/12C	2.75	3.00	1.00
378	1	927596	85663200468	Bronx IPA Variety Pack 12/12C	3.00	2.00	1.00
395	1	570561	85000388327	Bronx World Gone Hazy IPA 4/16C	2.00	4.00	1.00
396	1	817339	63598524583	Mikes HARDER Lemonade 1/23.5C	2.67	8.00	1.00
397	1	657162	81601402080	Southern Tier Variety 15/12C	4.50	1.00	1.00
398	1	647042	85375900012	Southern Tier IPA 6/12B	1.75	3.00	1.00
399	1	506234	85375900027	Southern Tier 2XIPA 6/12B	1.75	3.00	1.00
421	1	570460	60690500870	Ithaca Flower Power IPA 4/16C	1.33	4.00	1.00
422	1	964636	63027988736	Victory Kick Back Can Pack 15/12C	4.50	1.00	1.00
423	1	983086	63027977606	Victory Sour Monkey 6/12B	1.75	3.00	1.00
424	1	570534	86326700005	Newburgh Mega Boss IPA 4/16C	1.33	4.00	1.00
425	1	909679	79556300002	Smuttynose Old Brown Dog 6/12B	1.75	3.00	1.00



SSNY 2596 MOUNT KISCO



74' COLD

PLANOGRAM BACKING TABLE

C:\Stop&Shop\New York\2020\SSNY 2596 MOUNT KISCO ST HWY 117 AND PRESTON WAY.PSA

Planogram: 2596 Cold

444	1	777540	86326700000	Newburgh Cream Ale 4/16C	1.33	4.00	1.00
449	1	913546	8769200687	Samuel Adams New England IPA 6/12C	2.75	3.00	1.00
455	1	582592	8769200788	Samuel Adams New England IPA 12/12C	3.00	2.00	1.00
456	1	506287	8769200037	Samuel Adams Seasonal Select 12/12B	3.00	2.00	1.00
457	1	816954	8769200673	Samuel Adams Sam 76 6/12C	2.75	3.00	1.00
458	1	926509	79556300009	Smuttynose Finest Kind IPA 6/12B	1.75	3.00	1.00
482	1	502169	8769200492	Samuel Adams Sam 76 6/12B	1.75	3.00	1.00
483	1	901590	8769200358	Samuel Adams Ssnl Variety-Mix Pk 12/12C	3.00	2.00	1.00
484	1	504148	60367510177	Allagash White 4/16C	2.00	4.00	1.00
485	1	549784	8769200109	Samuel Adams Seasonal 12/12C	3.00	2.00	1.00
486	1	549761	8769200105	Samuel Adams Boston Lgr 12/12C	3.00	2.00	1.00
509	1	936380	4182700076	Harpoon IPA 6/12B	1.75	3.00	1.00
510	1	565827	8200075748	Smirnoff Ice Screwdriver 6/11B	1.75	3.00	1.00
511	1	545894	8200073214	Smirnoff Ice Grape 6/11B	1.75	3.00	1.00
512	1	594810	79837330110	Magic Hat #9 15/12C	1.50	1.00	1.00
513	1	778373	8769200195	Samuel Adams Seasonal Select 12/12C	3.00	2.00	1.00

Segment #23 : Shelf #1 DEPTH: 24 in WIDTH: 978 in DISTANCE FROM TOP OF BASE SHELF TO BOTTOM OF SHELF: 122.00 in

POS	# FAC	S&S ID	UPC	NAME	CASES	CAPACITY	UNITS HIGH
1	1	580997	8002024221	Abita Amber 6/12B	1.75	3.00	1.00
2	1	927624	4182700334	Harpoon Rec League 15/12C	4.50	1.00	1.00
3	1	557107	63848900312	Dogfish Head 90 Min Imp IPA 6/12B	1.75	3.00	1.00
4	1	817333	63848900193	Dogfish Head SeaQuenchAle 6/12C	2.75	3.00	1.00
5	1	852892	73692011928	Goose Island So Lo 6/12C	2.75	3.00	1.00
17	1	824352	73692011651	Goose Island India Pale Ale 15/12C	4.50	1.00	1.00
18	1	944414	73692011710	Goose Island Seasonal 15/12C	1.50	1.00	1.00
19	1	960316	89785300293	Cigar City Jai-Alai IPA 6/12C	2.75	3.00	1.00
20	1	600613	78624356000	Flying Dog Double Dog Dbl IPA 6/12B	1.75	3.00	1.00
33	1	813605	8857380014	Shiner Seasonal 6/12C	2.75	3.00	1.00
34	1	530842	85666200576	Cigar City Jai-Alai IPA 12/12C	3.00	2.00	1.00
35	1	902387	64286015024	Founders All Day IPA 6/12C	2.75	3.00	1.00
36	1	537445	64286015064	Founders Unraveled Juicy IPA 6/12C	2.75	3.00	1.00
37	1	827166	64286090005	Founders Centennial IPA 15/12C	4.50	1.00	1.00
45	1	683999	75452700024	New Belgium Fat Tire Amber Ale 12/12B	3.00	2.00	1.00
49	1	684002	75452700066	New Belgium VooDoo Ranger IPA 6/12B	1.75	3.00	1.00
50	1	571319	75452700421	New Belgium Voodoo Ranger ImpIPA 6/12B	1.75	3.00	1.00
51	1	531194	75452701070	New Belgium Voodoo Variety 12/12C	3.00	2.00	1.00
52	1	537585	7199009592	Blue Moon Light Sky 12/12C SC	2.50	2.00	1.00
70	1	927613	60275500949	Firestone Mind Haze 6/12C	2.75	3.00	1.00
71	1	944094	85961200131	21st Brew Free or Die BldOrg IPA 6/12C	2.75	3.00	1.00
72	1	922809	85961200113	21st Variety Pack 12/12C	3.00	2.00	1.00
73	1	811299	8378333100	Sierra Nevada Torpedo Extra IPA 6/12B	1.75	3.00	1.00
74	1	902377	8378311010	Sierra Nevada Hazy Little Thing 6/12C	2.75	3.00	1.00
94	1	512319	63625174354	Stone Delicious IPA 6/12C	2.75	3.00	1.00
95	1	913548	8378353111	Sierra Nevada Hazy Little Thing 12/12C	3.00	2.00	1.00
96	1	537430	72383021212	Lagunitas IPA 12/12C	3.00	2.00	1.00
97	1	537475	72383001406	Lagunitas A Little Sumpin Sumpin 6/12C	2.75	3.00	1.00
98	1	777922	79603031499	Kona Aloha Series 6/12C	2.75	3.00	1.00
119	1	927627	79603082496	Kona Big Wave Golden Ale 12/12C	5.00	2.00	1.00
120	1	777538	63598520025	White Claw Blk Cherry HrdSeltzer 6/12C	3.75	3.00	1.00



SSNY 2596 MOUNT KISCO



74' COLD

PLANOGRAM BACKING TABLE

C:\Stop&Shop\New York\2020\SSNY 2596 MOUNT KISCO ST HWY 117 AND PRESTON WAY.PSA

Planogram: 2596 Cold

121	1	929082	63598526066	White Claw Raspberry HrdSeltzer 6/12C	2.25	3.00	1.00
122	1	556034	63598500021	White Claw 70 Pineapple 6/12C	2.25	3.00	1.00
123	1	556035	63598500019	White Claw 70 Clementine 6/12C	2.25	3.00	1.00
143	1	614589	63598526087	White Claw Mango HrdSeltzer 6/12C	2.25	3.00	1.00
144	1	777536	63598502598	White Claw Natrl Lime HrdSeltzer 6/12C	2.25	3.00	1.00
145	1	583632	63598526089	White Claw Blk Cherry HrdSeltzer 12/12C SC	5.50	2.00	1.00
146	1	512356	63598510033	White Claw Mango HrdSeltzer 12/12C SC	5.50	2.00	1.00
165	1	618976	63598526038	White Claw Blk Cherry HrdSeltzer 1/19C	1.50	9.00	1.00
166	1	536757	63598580006	White Claw Variety Pk2 HrdSeltzr 12/12C SC	10.00	2.00	1.00
167	1	512203	63598526039	White Claw Mango HrdSeltzer 1/19C	3.00	9.00	1.00
168	1	917657	8769200804	Truly Spiked Spklg Tropical Vrtly 12/12C SC	2.50	2.00	1.00
169	1	502941	85531000827	Crook & Marker Zero Guilt 8/12C	2.00	2.00	1.00
170	1	512194	8769200951	Truly Spiked Spklg Wild Berry 1/24C	2.67	8.00	1.00
189	1	591899	8769200686	Truly Spiked Spklg Berry Variety 12/12C SC	4.00	2.00	1.00
190	1	537449	8769200991	Truly Spiked Spklg Lemonade Vrtly 12/12C SC	2.50	2.00	1.00
191	1	537455	3410001232	Vizzy Seltzer Variety Pack 12/12C SC	2.50	2.00	1.00
192	1	531127	85531000872	Crook & Marker Lemonade 8/12C	2.00	2.00	1.00
215	1	512193	8769200970	Truly Spiked Spklg Pineapple 1/24C	2.00	8.00	1.00
216	1	502999	4182770112	Arctic Summer Variety Seltzer 12/12C SC	2.50	2.00	1.00
217	1	537611	85224700810	Montauk Seltzer Variety 12/12C SC	2.50	2.00	1.00
218	1	512329	8769200965	Truly Spiked Spklg Pineapple 6/12C	2.25	3.00	1.00
240	1	512378	1820020179	Natural Light Sltzr Variety 12/12C	3.00	2.00	1.00
241	1	537395	1820020208	Bud Light Seltzer Variety Pack 12/12C SC	4.00	2.00	1.00
242	1	591898	8769200678	Truly Spiked Spklg Wild Berry 6/12C	2.25	3.00	1.00
243	1	913432	3354400013	Corona Fresca Variety Pack 12/12C SC	2.50	2.00	1.00
268	1	537593	3354400043	Corona Seltzer Variety Pack 12/12C	7.00	2.00	1.00
269	1	927600	3410051681	Cape Line Variety Pack 12/12C SC	2.50	2.00	1.00
270	1	531196	85231300483	Press Seltzer Variety Pack 12/12C SC	2.50	2.00	1.00
271	1	929081	8769200792	Truly Spiked Spklg Bluebery Acai 6/12C	2.25	3.00	1.00
296	1	867544	8769200310	Angry Orchard Stone Dry 6/12B	1.75	3.00	1.00
297	1	798353	64499613687	Wolffer No 139 Dry White Cider 4/12B	2.00	4.00	1.00
298	1	517512	8769200660	Angry Orchard Rose 6/12B	1.75	3.00	1.00
299	1	798352	64499613688	Wolffer No 139 Dry Rose Cider 4/12B	2.00	4.00	1.00
300	1	963992	8769275102	Twisted Tea Half & Half 6/12B	1.75	3.00	1.00
320	1	502127	61300875220	Arnold Palmer Hard Half & Half 12/12C SC	2.50	2.00	1.00
321	1	581214	61300874833	Arnold Palmer Spiked Half & Half 6/12C	2.25	3.00	1.00
322	1	748707	8769283231	Twisted Tea 1/24C	3.33	8.00	1.00
323	1	603066	8769283134	Twisted Tea 12/12C	5.00	2.00	1.00
324	1	624958	8200077369	Smirnoff Ice Watermelon Mimosa 6/11B	1.75	3.00	1.00
345	1	749215	8769275231	Twisted Tea Half & Half 1/24C	2.67	8.00	1.00
346	1	636320	1820022989	Ritas Mang-O-Rita 12/8C	2.50	2.00	1.00
347	1	517638	63598526042	Mikes HARDER Variety 8/16C	3.33	2.00	1.00
348	1	570459	81582901054	Cayman Jack Moscow Mule 6/11B	1.50	2.00	1.00
349	1	928387	63598506822	Mikes Hard Light Lemonade 6/11B	1.75	3.00	1.00
370	1	506226	81582901006	Cayman Jack Margarita 6/11B	1.50	2.00	1.00
371	1	808864	63848900188	Dogfish Head Seasonal 6/12B	1.75	3.00	1.00
372	1	911336	7199017052	Blue Moon Belgian White Ale 15/12C	4.50	1.00	1.00
373	1	718701	72383010012	Lagunitas A Little Sumpin Sumpin 12/12B	3.00	2.00	1.00
390	1	651471	79603011494	Kona Longboard Lager 6/12B	1.75	3.00	1.00
391	1	798335	72383000178	Lagunitas Super Cluster 6/12C	2.75	3.00	1.00
392	1	504568	79603011480	Kona Light 6/12B	1.75	3.00	1.00
393	1	929070	8378322853	Sierra Nevada Sierraveza 6/12C	2.75	3.00	1.00



SSNY 2596 MOUNT KISCO



74' COLD

PLANOGRAM BACKING TABLE

C:\Stop&Shop\New York\2020\SSNY 2596 MOUNT KISCO ST HWY 117 AND PRESTON WAY.PSA

Planogram: 2596 Cold

394	1	653897	63625188901	Stone Variety Pack 12/12B	2.00	2.00	1.00
417	1	698271	63625174163	Stone Tangerine Express 6/12C	2.75	3.00	1.00
418	1	929073	63625174175	Stone Scorpion Bowl IPA 6/12C	2.75	3.00	1.00
419	1	824382	1820028156	Shock Top Belgian White Ale 15/12C	1.50	1.00	1.00
420	1	565532	85961200102	21st Seasonal 6/12C	2.75	3.00	1.00
443	1	590105	8857370002	Shiner Family Reunion Mix 6/12B	1.75	3.00	1.00
447	1	908465	64286080031	Founders Solid Gold 12/12C	3.00	2.00	1.00
448	1	913465	63848900355	Dogfish Head SuperEIGHT 6/12C	2.75	3.00	1.00
451	1	506873	78624360000	Flying Dog Variety Pack 12/12B	3.00	2.00	1.00
452	1	965712	71925600005	Long Trail Ale 6/12B	1.75	3.00	1.00
453	1	547544	4182790046	Harpoon UFO Seasonal 6/12B	1.75	3.00	1.00
454	1	549051	63598522413	Mikes Hard Strawberry Lemonade 6/11B	1.75	3.00	1.00
477	1	966762	4182700077	Harpoon IPA 4/16C	2.00	4.00	1.00
478	1	530233	75452700885	New Belgium Voodoo Ranger JcyHaz 6/12C	2.75	3.00	1.00
479	1	537436	63625174335	Stone IPA 6/12C	2.75	3.00	1.00
480	1	929080	8769200803	Truly Spiked Spkkg Black Cherry 6/12C	2.25	3.00	1.00
481	1	567437	8200079257	Smirnoff Spk Seltzer RedWhtBry 12/12C SC	3.00	3.00	1.00
506	1	519588	1820020217	Bud Light Seltzer Remix Variety 12/12C SC	4.50	3.00	1.00
507	1	929083	81994200310	Oskar Blues Wild Basin Variety 12/12C SC	3.00	3.00	1.00
508	1	570817	4182770113	Arctic Summer Variety #2 Seltzer 12/12C SC	3.00	3.00	1.00

Segment #5 : Shelf #5 DEPTH: 27 in WIDTH: 48 in DISTANCE FROM TOP OF BASE SHELF TO BOTTOM OF SHELF: 12.00 in

POS	# FAC	S&S ID	UPC	NAME	CASES	CAPACITY	UNITS HIGH
68	1	788374	78615000149	Stella Artois 18/11B	5.00	3.00	2.00
69	4	945607	78615000014	Stella Artois 12/11B	16.50	16.00	2.00
93	1	945607	78615000014	Stella Artois 12/11B	16.50	6.00	2.00

Segment #5 : Shelf #4 DEPTH: 24 in WIDTH: 48 in DISTANCE FROM TOP OF BASE SHELF TO BOTTOM OF SHELF: 34.00 in

POS	# FAC	S&S ID	UPC	NAME	CASES	CAPACITY	UNITS HIGH
66	1	788374	78615000149	Stella Artois 18/11B	5.00	1.00	1.00
67	4	945607	78615000014	Stella Artois 12/11B	16.50	8.00	1.00
92	1	945607	78615000014	Stella Artois 12/11B	16.50	3.00	1.00

Segment #5 : Shelf #3 DEPTH: 24 in WIDTH: 48 in DISTANCE FROM TOP OF BASE SHELF TO BOTTOM OF SHELF: 46.00 in

POS	# FAC	S&S ID	UPC	NAME	CASES	CAPACITY	UNITS HIGH
65	2	777931	78615000016	Stella Artois 12/11C	3.00	6.00	1.00
90	4	918029	78615000001	Stella Artois 6/11B	4.00	16.00	1.00
91	1	567707	78615000222	Stella Artois 6/7B	2.00	5.00	1.00

Segment #5 : Shelf #2 DEPTH: 24 in WIDTH: 48 in DISTANCE FROM TOP OF BASE SHELF TO BOTTOM OF SHELF: 58.00 in

POS	# FAC	S&S ID	UPC	NAME	CASES	CAPACITY	UNITS HIGH
64	3	923240	8248812300	Becks 12/12B	3.00	6.00	1.00
87	1	911066	8248812840	Becks Premier Light 12/12B	3.50	2.00	1.00
88	1	911066	8248812840	Becks Premier Light 12/12B	3.50	3.00	1.00



SSNY 2596 MOUNT KISCO



74' COLD

PLANOGRAM BACKING TABLE

C:\Stop&Shop\New York\2020\SSNY 2596 MOUNT KISCO ST HWY 117 AND PRESTON WAY.PSA

Planogram: 2596 Cold

89 1 983780 78615000146 Hoegaarden 6/11B 1.75 4.00 1.00

Segment #5 : Shelf #1 DEPTH: 24 in WIDTH: 48 in DISTANCE FROM TOP OF BASE SHELF TO BOTTOM OF SHELF: 70.00 in

POS	# FAC	S&S ID	UPC	NAME	CASES	CAPACITY	UNITS HIGH
61	1	906797	8248812345	Becks 6/12B	1.75	4.00	1.00
62	1	928606	8205410454	Warsteiner 6/11B	1.00	4.00	1.00
63	1	505311	75224514150	Weihenstephaner Hefeweissbier 6/12B	1.75	4.00	1.00
84	1	679226	4257204006	Schofferhofer Grapefrt Hefewzn 6/11B	1.00	4.00	1.00
85	1	929063	4257205006	Radeberger Pilsner 6/11B	1.75	4.00	1.00
86	2	616147	2050700011	Bitburger Pilsner 4/17C	2.00	8.00	1.00

Segment #7 : Shelf #5 DEPTH: 27 in WIDTH: 48 in DISTANCE FROM TOP OF BASE SHELF TO BOTTOM OF SHELF: 12.00 in

POS	# FAC	S&S ID	UPC	NAME	CASES	CAPACITY	UNITS HIGH
117	1	511477	7289000152	Heineken 18/12B	5.00	3.00	2.00
118	3	927164	7289000016	Heineken 12/12B	9.00	12.00	2.00
141	1	504196	3354495042	Corona Premier 12/12B	4.00	4.00	2.00
142	1	991882	8066095623	Corona Light 18/12B	5.00	3.00	2.00

Segment #7 : Shelf #4 DEPTH: 24 in WIDTH: 48 in DISTANCE FROM TOP OF BASE SHELF TO BOTTOM OF SHELF: 34.00 in

POS	# FAC	S&S ID	UPC	NAME	CASES	CAPACITY	UNITS HIGH
115	1	511477	7289000152	Heineken 18/12B	5.00	1.00	1.00
116	3	927164	7289000016	Heineken 12/12B	9.00	6.00	1.00
139	1	504196	3354495042	Corona Premier 12/12B	4.00	2.00	1.00
140	1	991882	8066095623	Corona Light 18/12B	5.00	1.00	1.00

Segment #7 : Shelf #3 DEPTH: 24 in WIDTH: 48 in DISTANCE FROM TOP OF BASE SHELF TO BOTTOM OF SHELF: 46.00 in

POS	# FAC	S&S ID	UPC	NAME	CASES	CAPACITY	UNITS HIGH
113	1	912731	7289000020	Heineken 12/12C	2.00	4.00	2.00
114	2	905902	7289000011	Heineken 6/12B	2.00	8.00	1.00
137	1	916055	7289000042	Heineken 6/7B	1.25	5.00	1.00
138	2	845511	18195400004	Peroni Nastro Azzuro 12/12B	3.00	4.00	1.00

Segment #7 : Shelf #2 DEPTH: 24 in WIDTH: 48 in DISTANCE FROM TOP OF BASE SHELF TO BOTTOM OF SHELF: 58.00 in

POS	# FAC	S&S ID	UPC	NAME	CASES	CAPACITY	UNITS HIGH
110	1	982014	7231113312	Pilsner Urquell 12/12B	2.00	2.00	1.00
111	1	634550	7289000188	Heineken Premium Light 12/12C	2.00	4.00	2.00
112	2	926795	7289000159	Heineken Premium Light 12/12B	2.00	4.00	1.00
135	1	926797	7289000158	Heineken Premium Light 6/12B	1.00	4.00	1.00
136	1	921118	7289010016	Amstel Light 12/12B	1.50	3.00	1.00

Segment #7 : Shelf #1 DEPTH: 24 in WIDTH: 48 in DISTANCE FROM TOP OF BASE SHELF TO BOTTOM OF SHELF: 70.00 in



SSNY 2596 MOUNT KISCO



74' COLD

PLANOGRAM BACKING TABLE

C:\Stop&Shop\New York\2020\SSNY 2596 MOUNT KISCO ST HWY 117 AND PRESTON WAY.PSA

Planogram: 2596 Cold

POS	# FAC	S&S ID	UPC	NAME	CASES	CAPACITY	UNITS HIGH
107	1	748187	8760010115	Carlsberg 4/16C	1.33	4.00	1.00
108	1	921546	7231163001	Pilsner Urquell 6/12B	1.00	4.00	1.00
109	2	647122	8370601415	Duvel Belgian Ale 4/11B	2.00	8.00	1.00
132	1	636268	18195400002	Peroni Nastro Azzuro 6/12B	1.00	4.00	1.00
133	1	912503	7199070002	George Killian's Irish Red 6/12B	1.00	4.00	1.00
134	1	506093	8382007152	Smithwicks Irish Ale 6/12B	1.00	4.00	1.00

Segment #9 : Shelf #5 DEPTH: 27 in WIDTH: 48 in DISTANCE FROM TOP OF BASE SHELF TO BOTTOM OF SHELF: 12.00 in

POS	# FAC	S&S ID	UPC	NAME	CASES	CAPACITY	UNITS HIGH
163	2	923110	8066095675	Corona Light 12/12B	6.00	8.00	2.00
164	1	991881	8066095680	Corona Extra 18/12B	5.00	3.00	2.00
188	3	921681	8066095615	Corona Extra 12/12B	14.50	12.00	2.00

Segment #9 : Shelf #4 DEPTH: 24 in WIDTH: 48 in DISTANCE FROM TOP OF BASE SHELF TO BOTTOM OF SHELF: 34.00 in

POS	# FAC	S&S ID	UPC	NAME	CASES	CAPACITY	UNITS HIGH
161	2	923110	8066095675	Corona Light 12/12B	6.00	4.00	1.00
162	1	991881	8066095680	Corona Extra 18/12B	5.00	1.00	1.00
187	3	921681	8066095615	Corona Extra 12/12B	14.50	6.00	1.00

Segment #9 : Shelf #3 DEPTH: 24 in WIDTH: 48 in DISTANCE FROM TOP OF BASE SHELF TO BOTTOM OF SHELF: 46.00 in

POS	# FAC	S&S ID	UPC	NAME	CASES	CAPACITY	UNITS HIGH
160	2	914952	8066095625	Corona Light 6/12B	2.00	8.00	1.00
186	4	907195	8066095605	Corona Extra 6/12B	4.00	16.00	1.00

Segment #9 : Shelf #2 DEPTH: 24 in WIDTH: 48 in DISTANCE FROM TOP OF BASE SHELF TO BOTTOM OF SHELF: 58.00 in

POS	# FAC	S&S ID	UPC	NAME	CASES	CAPACITY	UNITS HIGH
158	1	902744	8382018154	Guinness Blonde 12/12B	1.00	2.00	1.00
159	1	906640	8382018194	Guinness Brewers Collection 12/11B	1.50	3.00	1.00
183	2	939304	8382010403	Guinness Draught 12/11B	2.00	4.00	1.00
184	1	944904	8382010401	Guinness Draught 6/11B	1.00	4.00	1.00
185	1	869160	8382012393	Guinness Extra Stout 6/11B	1.25	5.00	1.00

Segment #9 : Shelf #1 DEPTH: 24 in WIDTH: 48 in DISTANCE FROM TOP OF BASE SHELF TO BOTTOM OF SHELF: 70.00 in

POS	# FAC	S&S ID	UPC	NAME	CASES	CAPACITY	UNITS HIGH
156	1	653853	8382018132	Guinness Blonde 6/12B	1.00	4.00	1.00
157	3	946134	8382012368	Guinness Draught 8/15C	4.00	12.00	2.00
181	2	934885	8382012360	Guinness Draught 4/15C	2.00	12.00	2.00
182	1	934048	8834510005	Newcastle Brown Ale 6/12B	1.00	4.00	1.00

Segment #11 : Shelf #5 DEPTH: 27 in WIDTH: 48 in DISTANCE FROM TOP OF BASE SHELF TO BOTTOM OF SHELF: 12.00 in



SSNY 2596 MOUNT KISCO



74' COLD

PLANOGRAM BACKING TABLE

C:\Stop&Shop\New York\2020\SSNY 2596 MOUNT KISCO ST HWY 117 AND PRESTON WAY.PSA

Planogram: 2596 Cold

POS	# FAC	S&S ID	UPC	NAME	CASES	CAPACITY	UNITS HIGH
213	1	921681	8066095615	Corona Extra 12/12B	14.50	6.00	2.00
214	1	991891	8066095408	Coronita Extra 24/7B	4.00	4.00	2.00
238	1	966763	3354495027	Modelo 18/12B	3.00	2.00	2.00
239	2	990031	8066095757	Modelo 12/12B	4.00	8.00	2.00

Segment #11 : Shelf #4 DEPTH: 24 in WIDTH: 48 in DISTANCE FROM TOP OF BASE SHELF TO BOTTOM OF SHELF: 34.00 in

POS	# FAC	S&S ID	UPC	NAME	CASES	CAPACITY	UNITS HIGH
211	1	921681	8066095615	Corona Extra 12/12B	14.50	2.00	1.00
212	1	921681	8066095615	Corona Extra 12/12B	14.50	3.00	1.00
236	2	531177	3354400021	Modelo Especial 24/7B	3.00	2.00	1.00
237	1	500443	8066095765	Modelo 6/12B	2.00	4.00	1.00

Segment #11 : Shelf #3 DEPTH: 24 in WIDTH: 48 in DISTANCE FROM TOP OF BASE SHELF TO BOTTOM OF SHELF: 46.00 in

POS	# FAC	S&S ID	UPC	NAME	CASES	CAPACITY	UNITS HIGH
209	1	647005	8066095695	Corona Extra 12/12C	3.00	6.00	2.00
210	1	935363	8066095401	Coronita Extra 6/7B	1.25	5.00	1.00
234	2	558614	8066095715	Modelo 12/12C	6.00	12.00	2.00
235	1	500443	8066095765	Modelo 6/12B	2.00	4.00	1.00

Segment #11 : Shelf #2 DEPTH: 24 in WIDTH: 48 in DISTANCE FROM TOP OF BASE SHELF TO BOTTOM OF SHELF: 58.00 in

POS	# FAC	S&S ID	UPC	NAME	CASES	CAPACITY	UNITS HIGH
206	1	511492	8982690033	Tecate 12/12C	3.00	4.00	2.00
207	1	945846	7231163021	Sol 6/12B	1.75	4.00	1.00
208	1	968424	7231123012	Dos Equis Lager 12/12B	1.00	2.00	1.00
231	1	979984	7231163012	Dos Equis Lager 6/12B	1.00	4.00	1.00
232	1	921553	7231133140	Dos Equis Ambar 12/12B	1.00	2.00	1.00
233	1	909804	7231163011	Dos Equis Ambar 6/12B	1.00	4.00	1.00

Segment #11 : Shelf #1 DEPTH: 24 in WIDTH: 48 in DISTANCE FROM TOP OF BASE SHELF TO BOTTOM OF SHELF: 70.00 in

POS	# FAC	S&S ID	UPC	NAME	CASES	CAPACITY	UNITS HIGH
202	2	647128	78615000057	Stella Artois 1/22B	1.33	16.00	1.00
203	2	549023	7289000478	Heineken 1/22B	1.33	16.00	1.00
204	2	941648	8382023480	Guinness Extra Stout 1/22B	1.33	16.00	1.00
205	2	990892	8066095641	Corona Extra 1/24B	1.17	14.00	1.00
228	2	923035	8797502650	Sapporo Draft 1/22C	1.33	16.00	1.00
229	2	950093	7089718331	Fosters Premium Ale 1/25C	1.17	14.00	1.00
230	3	921524	7089701331	Fosters Lager 1/25C	1.75	21.00	1.00

Segment #13 : Shelf #5 DEPTH: 27 in WIDTH: 48 in DISTANCE FROM TOP OF BASE SHELF TO BOTTOM OF SHELF: 12.00 in

POS	# FAC	S&S ID	UPC	NAME	CASES	CAPACITY	UNITS HIGH
-----	-------	--------	-----	------	-------	----------	------------



SSNY 2596 MOUNT KISCO



74' COLD

PLANOGRAM BACKING TABLE

C:\Stop&Shop\New York\2020\SSNY 2596 MOUNT KISCO ST HWY 117 AND PRESTON WAY.PSA

Planogram: 2596 Cold

265	1	647050	1820012998	Land Shark Lager 12/12B	2.00	4.00	2.00
266	1	979653	1820005990	Michelob Ultra 12/12B	4.00	4.00	2.00
267	1	928147	1820096721	Michelob Ultra 18/12C SC	3.00	3.00	3.00
293	1	928146	1820006991	Michelob Ultra 12/12C SC	4.00	6.00	3.00
294	1	500485	8992488007	Yuengling Traditional Lager 24/12C	5.00	4.00	4.00
295	1	941764	8992427896	Yuengling Traditional Lager 12/12B	3.00	4.00	2.00

Segment #13 : Shelf #4 DEPTH: 24 in WIDTH: 48 in DISTANCE FROM TOP OF BASE SHELF TO BOTTOM OF SHELF: 34.00 in

POS	# FAC	S&S ID	UPC	NAME	CASES	CAPACITY	UNITS HIGH
262	1	634576	1820012982	Land Shark Lager 6/12B	1.00	4.00	1.00
263	1	979653	1820005990	Michelob Ultra 12/12B	4.00	2.00	1.00
264	1	567907	1820020209	Bud Light Lemonade 12/12C SC	2.50	3.00	1.00
290	1	537875	1820020210	Bud Light Peels Variety 12/12C SC	2.50	3.00	1.00
291	1	941763	8992427898	Yuengling Traditional Lager 12/12C	4.00	6.00	2.00
292	1	941764	8992427896	Yuengling Traditional Lager 12/12B	3.00	2.00	1.00

Segment #13 : Shelf #3 DEPTH: 24 in WIDTH: 48 in DISTANCE FROM TOP OF BASE SHELF TO BOTTOM OF SHELF: 46.00 in

POS	# FAC	S&S ID	UPC	NAME	CASES	CAPACITY	UNITS HIGH
259	1	916123	71905700156	Presidente 12/12B	2.00	2.00	1.00
260	1	979653	1820005990	Michelob Ultra 12/12B	4.00	2.00	1.00
261	1	647051	1820014990	Bud Light Lime 12/12B	2.00	2.00	1.00
287	1	571900	1820018992	Bud Light Platinum 12/12B	2.00	2.00	1.00
288	1	829980	8992433125	Yuengling Golden Pilsner 12/12B	2.00	2.00	1.00
289	1	941761	8992423040	Yuengling Light Lager 12/12B	1.50	3.00	1.00

Segment #13 : Shelf #2 DEPTH: 24 in WIDTH: 48 in DISTANCE FROM TOP OF BASE SHELF TO BOTTOM OF SHELF: 58.00 in

POS	# FAC	S&S ID	UPC	NAME	CASES	CAPACITY	UNITS HIGH
256	1	920982	71905700131	Presidente 6/12B	1.75	4.00	1.00
257	1	979654	1820005989	Michelob Ultra 6/12B	1.00	4.00	1.00
258	1	647051	1820014990	Bud Light Lime 12/12B	2.00	2.00	1.00
284	1	571900	1820018992	Bud Light Platinum 12/12B	2.00	2.00	1.00
285	1	536738	8992477013	Yuengling Flight 12/12B	2.00	2.00	1.00
286	1	941768	8992429386	Yuengling Black & Tan 12/12B	1.50	3.00	1.00

Segment #13 : Shelf #1 DEPTH: 24 in WIDTH: 48 in DISTANCE FROM TOP OF BASE SHELF TO BOTTOM OF SHELF: 70.00 in

POS	# FAC	S&S ID	UPC	NAME	CASES	CAPACITY	UNITS HIGH
253	1	932785	8382056793	Red Stripe 6/12B	1.00	4.00	1.00
254	1	781738	1820020082	Michelob Ultra Pure Gold 6/12B	1.75	4.00	1.00
255	1	651316	1820014991	Bud Light Lime 6/12B	1.00	4.00	1.00
281	1	683605	1820018993	Bud Light Platinum 6/12B	1.00	4.00	1.00
282	1	941769	8992495432	Yuengling Black & Tan 6/12B	1.75	4.00	1.00
283	1	941766	8992427891	Yuengling Traditional Lager 6/12B	1.00	4.00	1.00



SSNY 2596 MOUNT KISCO



74' COLD

PLANOGRAM BACKING TABLE

C:\Stop&Shop\New York\2020\SSNY 2596 MOUNT KISCO ST HWY 117 AND PRESTON WAY.PSA

Planogram: 2596 Cold

Segment #15 : Shelf #5 DEPTH: 27 in WIDTH: 48 in DISTANCE FROM TOP OF BASE SHELF TO BOTTOM OF SHELF: 12.00 in

POS	# FAC	S&S ID	UPC	NAME	CASES	CAPACITY	UNITS HIGH
318	1	964599	3410057340	Miller Lite 18/12C	4.00	4.00	4.00
319	1	982484	3410057256	Miller Lite 18/12B	2.00	2.00	2.00
342	1	903844	7199031600	Coors Light 24/12C	14.00	10.00	2.00
343	1	951584	7199030017	Coors Light 18/12C	7.00	5.00	3.00
344	1	907841	7199030078	Coors Light 18/12B	3.00	3.00	2.00

Segment #15 : Shelf #4 DEPTH: 24 in WIDTH: 48 in DISTANCE FROM TOP OF BASE SHELF TO BOTTOM OF SHELF: 34.00 in

POS	# FAC	S&S ID	UPC	NAME	CASES	CAPACITY	UNITS HIGH
316	1	500593	3410057306	Miller Lite 24/12C	4.00	4.00	2.00
317	1	903844	7199031600	Coors Light 24/12C	14.00	4.00	2.00
340	1	951584	7199030017	Coors Light 18/12C	7.00	2.00	2.00
341	1	951585	7199010020	Coors 18/12C	3.00	2.00	2.00

Segment #15 : Shelf #3 DEPTH: 24 in WIDTH: 48 in DISTANCE FROM TOP OF BASE SHELF TO BOTTOM OF SHELF: 46.00 in

POS	# FAC	S&S ID	UPC	NAME	CASES	CAPACITY	UNITS HIGH
315	2	912853	3410057636	Miller Lite 12/12C	4.00	8.00	2.00
338	2	903845	7199000048	Coors Light 12/12C	4.00	8.00	2.00
339	2	929400	7199030069	Coors Light 12/12B	2.00	4.00	1.00

Segment #15 : Shelf #2 DEPTH: 24 in WIDTH: 48 in DISTANCE FROM TOP OF BASE SHELF TO BOTTOM OF SHELF: 58.00 in

POS	# FAC	S&S ID	UPC	NAME	CASES	CAPACITY	UNITS HIGH
313	2	929856	3410057509	Miller Lite 12/12B	2.00	4.00	1.00
314	2	903843	7199000008	Coors Light 6/12C	4.00	16.00	2.00
337	2	903842	7199030005	Coors Light 6/12B	2.00	8.00	1.00

Segment #15 : Shelf #1 DEPTH: 24 in WIDTH: 48 in DISTANCE FROM TOP OF BASE SHELF TO BOTTOM OF SHELF: 70.00 in

POS	# FAC	S&S ID	UPC	NAME	CASES	CAPACITY	UNITS HIGH
310	1	902460	3410000354	Miller Lite 6/12C	2.75	8.00	2.00
311	1	902474	3410057505	Miller Lite 6/12B	1.00	4.00	1.00
312	2	971800	7199030065	Coors Light 1/24C	1.33	16.00	1.00
334	1	506875	7199030120	Coors Light 3/24C	1.60	8.00	1.00
335	3	500603	7199010071	Coors 1/24C	2.67	24.00	1.00
336	1	600455	7199017028	Coors 6/12B	1.00	4.00	1.00

Segment #17 : Shelf #5 DEPTH: 27 in WIDTH: 48 in DISTANCE FROM TOP OF BASE SHELF TO BOTTOM OF SHELF: 12.00 in

POS	# FAC	S&S ID	UPC	NAME	CASES	CAPACITY	UNITS HIGH
368	1	900746	1820053168	Bud Light 24/12C	17.00	9.00	4.00
369	2	989542	1820053308	Bud Light 18/12B	6.00	6.00	2.00



SSNY 2596 MOUNT KISCO



74' COLD

PLANOGRAM BACKING TABLE

C:\Stop&Shop\New York\2020\SSNY 2596 MOUNT KISCO ST HWY 117 AND PRESTON WAY.PSA

Planogram: 2596 Cold

389	1	900745	1820011168	Budweiser 24/12C	12.00	8.00	4.00
-----	---	--------	------------	------------------	-------	------	------

Segment #17 : Shelf #4 DEPTH: 24 in WIDTH: 48 in DISTANCE FROM TOP OF BASE SHELF TO BOTTOM OF SHELF: 34.00 in

POS	# FAC	S&S ID	UPC	NAME	CASES	CAPACITY	UNITS HIGH
367	2	900746	1820053168	Bud Light 24/12C	17.00	8.00	2.00
388	1	900745	1820011168	Budweiser 24/12C	12.00	4.00	2.00

Segment #17 : Shelf #3 DEPTH: 24 in WIDTH: 48 in DISTANCE FROM TOP OF BASE SHELF TO BOTTOM OF SHELF: 46.00 in

POS	# FAC	S&S ID	UPC	NAME	CASES	CAPACITY	UNITS HIGH
365	1	958702	1820053218	Bud Light 18/12C	12.00	6.00	2.00
366	1	958702	1820053218	Bud Light 18/12C	12.00	6.00	2.00
387	1	958701	1820011218	Budweiser 18/12C	6.00	6.00	2.00

Segment #17 : Shelf #2 DEPTH: 24 in WIDTH: 48 in DISTANCE FROM TOP OF BASE SHELF TO BOTTOM OF SHELF: 58.00 in

POS	# FAC	S&S ID	UPC	NAME	CASES	CAPACITY	UNITS HIGH
363	2	900513	1820053047	Bud Light 12/12C	4.00	8.00	2.00
364	2	938355	1820000769	Bud Light 12/12B	2.00	4.00	1.00
386	2	901053	1820011047	Budweiser 12/12C	4.00	8.00	2.00

Segment #17 : Shelf #1 DEPTH: 24 in WIDTH: 48 in DISTANCE FROM TOP OF BASE SHELF TO BOTTOM OF SHELF: 70.00 in

POS	# FAC	S&S ID	UPC	NAME	CASES	CAPACITY	UNITS HIGH
360	1	901642	1820000833	Bud Light 6/12B	1.00	4.00	1.00
361	1	901640	1820000106	Bud Light 6/12C	2.00	8.00	2.00
362	3	624498	1820025001	Bud Light 1/25C	1.60	24.00	1.00
383	1	614077	1820021986	Bud Light 3/25C	1.60	8.00	1.00
384	1	901634	1820000016	Budweiser 6/12C	2.00	8.00	2.00
385	2	624496	1820025000	Budweiser 1/25C	1.07	16.00	1.00

Segment #19 : Shelf #5 DEPTH: 27 in WIDTH: 48 in DISTANCE FROM TOP OF BASE SHELF TO BOTTOM OF SHELF: 12.00 in

POS	# FAC	S&S ID	UPC	NAME	CASES	CAPACITY	UNITS HIGH
415	2	989541	1820011308	Budweiser 18/12B	6.00	6.00	2.00
416	1	953980	2210000170	Pabst 12/12C	4.00	8.00	4.00
440	1	920888	7143934450	Rolling Rock 12/12C	4.00	8.00	4.00
441	1	747473	1820020077	Natural Light 15/12C	4.50	8.00	4.00
442	1	504168	1820028443	Natural Ice 15/12C	4.50	8.00	4.00

Segment #19 : Shelf #4 DEPTH: 24 in WIDTH: 48 in DISTANCE FROM TOP OF BASE SHELF TO BOTTOM OF SHELF: 34.00 in

POS	# FAC	S&S ID	UPC	NAME	CASES	CAPACITY	UNITS HIGH
414	2	928451	1820000771	Budweiser 12/12B	3.00	4.00	1.00
438	3	929853	3410001509	Miller High Life 12/12B	3.00	6.00	1.00



SSNY 2596 MOUNT KISCO



74' COLD

PLANOGRAM BACKING TABLE

C:\Stop&Shop\New York\2020\SSNY 2596 MOUNT KISCO ST HWY 117 AND PRESTON WAY.PSA

Planogram: 2596 Cold

439	1	686488	7199048045	Keystone Light 15/12C	1.50	2.00	2.00
-----	---	--------	------------	-----------------------	------	------	------

Segment #19 : Shelf #3 DEPTH: 24 in WIDTH: 48 in DISTANCE FROM TOP OF BASE SHELF TO BOTTOM OF SHELF: 46.00 in

POS	# FAC	S&S ID	UPC	NAME	CASES	CAPACITY	UNITS HIGH
411	1	928451	1820000771	Budweiser 12/12B	3.00	2.00	1.00
412	1	901649	1820000834	Budweiser 6/12B	1.00	4.00	1.00
413	1	901774	2210000071	Pabst 6/12C	2.75	8.00	2.00
435	1	938476	3410001505	Miller High Life 6/12B	1.75	4.00	1.00
436	3	624493	1820025013	Natty Daddy 1/25C	2.13	24.00	1.00
437	2	924891	7199048024	Keystone Light 1/24C	2.00	16.00	1.00

Segment #19 : Shelf #2 DEPTH: 24 in WIDTH: 48 in DISTANCE FROM TOP OF BASE SHELF TO BOTTOM OF SHELF: 58.00 in

POS	# FAC	S&S ID	UPC	NAME	CASES	CAPACITY	UNITS HIGH
408	1	531126	1820020201	Budweiser Nitro Reserve Gold 12/12C	3.00	4.00	2.00
409	1	726522	1820020069	Budweiser Reserve Series 6/12B	1.75	4.00	1.00
410	1	556042	1820020038	Budweiser Zero 12/12C	3.00	4.00	2.00
432	1	924231	1820079047	O'Doul's 12/12C	3.00	4.00	2.00
433	1	924070	1820000784	O'Doul's 6/12B	1.00	4.00	1.00
434	1	965813	1820002992	O'Doul's Amber 6/12B	1.75	4.00	1.00

Segment #19 : Shelf #1 DEPTH: 24 in WIDTH: 48 in DISTANCE FROM TOP OF BASE SHELF TO BOTTOM OF SHELF: 70.00 in

POS	# FAC	S&S ID	UPC	NAME	CASES	CAPACITY	UNITS HIGH
405	1	614076	1820021985	Budweiser 3/25C	1.60	8.00	1.00
406	1	603059	7213055001	Narragansett Lager 6/16C	1.75	4.00	1.00
407	1	519624	7289000620	Heineken 0.0 6/12C	2.50	8.00	2.00
429	1	623345	7289000621	Heineken 0.0 6/12B	1.75	4.00	1.00
430	1	932778	8248812700	Becks NA 6/12B	1.75	4.00	1.00
431	1	919119	4257205715	Clausthaler NA 6/12B	1.00	4.00	1.00

Segment #23 : Shelf #8 DEPTH: 27 in WIDTH: 48 in DISTANCE FROM TOP OF BASE SHELF TO BOTTOM OF SHELF: 12.00 in

POS	# FAC	S&S ID	UPC	NAME	CASES	CAPACITY	UNITS HIGH
474	1	675685	68174500134	Blue Point Toasted Lager 18/12C	5.00	4.00	4.00
475	1	675665	68174500145	Blue Point Seasonal 18/12C	5.00	4.00	4.00
476	1	520248	68174521122	Blue Point Variety 12/12C	4.00	8.00	4.00
503	1	508688	3061300056	Brooklyn Seasonal 12/12C	5.00	8.00	4.00
504	1	984300	3061300074	Brooklyn Variety Pack 12/12C	5.00	8.00	4.00
505	1	751861	3061300071	Brooklyn Variety Pack 12/12B	2.00	4.00	2.00

Segment #23 : Shelf #7 DEPTH: 24 in WIDTH: 48 in DISTANCE FROM TOP OF BASE SHELF TO BOTTOM OF SHELF: 34.00 in

POS	# FAC	S&S ID	UPC	NAME	CASES	CAPACITY	UNITS HIGH
471	1	580990	68174511112	Blue Point Toasted Lager 6/12B	1.00	4.00	1.00
472	1	925202	68174511118	Blue Point Seasonal 6/12B	1.00	4.00	1.00



SSNY 2596 MOUNT KISCO



74' COLD

PLANOGRAM BACKING TABLE

C:\Stop&Shop\New York\2020\SSNY 2596 MOUNT KISCO ST HWY 117 AND PRESTON WAY.PSA

Planogram: 2596 Cold

473	1	713472	68174511102	Blue Point Hoptical Illusion 6/12B	1.00	4.00	1.00
500	1	713240	3061300053	Brooklyn Seasonal 6/12B	1.00	4.00	1.00
501	1	926107	3061300019	Brooklyn East India Pale Ale 6/12B	1.75	4.00	1.00
502	1	966212	3061300001	Brooklyn Lager 6/12B	1.00	4.00	1.00

Segment #23 : Shelf #6 DEPTH: 24 in WIDTH: 48 in DISTANCE FROM TOP OF BASE SHELF TO BOTTOM OF SHELF: 46.00 in

POS	# FAC	S&S ID	UPC	NAME	CASES	CAPACITY	UNITS HIGH
468	1	512407	68174500251	Blue Point NY Pinstripe Pils 6/12C	2.75	8.00	2.00
469	1	632439	68174511130	Blue Point Blueberry Ale 6/12C	2.75	8.00	2.00
470	1	927617	85586700635	Five Boroughs Tiny Juicy IPA 6/12C	2.75	8.00	2.00
497	1	927616	85586700622	Five Boroughs Pilsner 6/12C	2.75	8.00	2.00
498	1	636438	88715100094	Coney Island Mermaid Pilsner 6/12B	1.00	4.00	1.00
499	1	517504	88715100418	Coney Island Merman IPA 6/12B	1.75	4.00	1.00

Segment #23 : Shelf #5 DEPTH: 24 in WIDTH: 48 in DISTANCE FROM TOP OF BASE SHELF TO BOTTOM OF SHELF: 58.00 in

POS	# FAC	S&S ID	UPC	NAME	CASES	CAPACITY	UNITS HIGH
466	1	724016	86547400002	Yonkers Lager 6/12C	2.75	8.00	2.00
467	1	570449	81760601081	Captain Lawrence Orbital Tilt IPA 6/12C	2.75	8.00	2.00
494	2	807564	81760601020	Captain Lawrence IPA 6/12B	2.00	8.00	1.00
495	1	549177	81760601000	Captain Lawrence Pale Ale 6/12B	1.75	4.00	1.00
496	1	549169	81760601001	Captain Lawrence Liquid Gold 6/12B	1.75	4.00	1.00

Segment #23 : Shelf #4 DEPTH: 24 in WIDTH: 48 in DISTANCE FROM TOP OF BASE SHELF TO BOTTOM OF SHELF: 70.00 in

POS	# FAC	S&S ID	UPC	NAME	CASES	CAPACITY	UNITS HIGH
463	1	833718	86907100027	Montauk Wave Chaser IPA 6/12C	2.75	8.00	2.00
464	1	716843	86273700007	Montauk Session IPA 6/12C	2.75	8.00	2.00
465	1	984289	86907100026	Montauk Seasonal 6/12C	2.75	8.00	2.00
491	1	636544	86273700006	Montauk Summer Ale 6/12C	2.75	8.00	2.00
492	1	519633	85224700805	Montauk Juicy IPA 4/16C	1.33	4.00	1.00
493	2	570318	81760601029	Captain Lawrence Citra Dreams 4/16C	2.00	8.00	1.00

Segment #25 : Shelf #5 DEPTH: 27 in WIDTH: 48 in DISTANCE FROM TOP OF BASE SHELF TO BOTTOM OF SHELF: 12.00 in

POS	# FAC	S&S ID	UPC	NAME	CASES	CAPACITY	UNITS HIGH
525	1	567492	86000265722	Sixpoint Higher Volume Variety 15/12C	4.50	8.00	4.00
526	1	810173	7167007106	Saranac Twelve Beers 12/12B	2.00	4.00	2.00
527	1	971937	0946808164	Saranac Adirondack Trail Mix 12/12B	2.00	4.00	2.00
541	1	657162	81601402080	Southern Tier Variety 15/12C	4.50	8.00	4.00
542	1	964636	63027988736	Victory Kick Back Can Pack 15/12C	4.50	8.00	4.00
543	1	500326	81957801052	Two Roads Beer Bus Variety Pack 12/12C	4.00	8.00	4.00

Segment #25 : Shelf #4 DEPTH: 24 in WIDTH: 48 in DISTANCE FROM TOP OF BASE SHELF TO BOTTOM OF SHELF: 34.00 in

POS	# FAC	S&S ID	UPC	NAME	CASES	CAPACITY	UNITS HIGH
-----	-------	--------	-----	------	-------	----------	------------



SSNY 2596 MOUNT KISCO



74' COLD

PLANOGRAM BACKING TABLE

C:\Stop&Shop\New York\2020\SSNY 2596 MOUNT KISCO ST HWY 117 AND PRESTON WAY.PSA

Planogram: 2596 Cold

522	1	636565	85909300243	SixPoint Bengali 6/12C	1.50	6.00	2.00
523	1	908483	7167084200	Saranac Adirondack Trail Mix 6/12B	1.00	4.00	1.00
524	1	840182	0945001150	Saranac Our Legacy IPA 6/12B	1.00	4.00	1.00
538	1	647042	85375900012	Southern Tier IPA 6/12B	1.75	4.00	1.00
539	1	760663	63027946506	Victory Golden Monkey 6/12B	1.00	4.00	1.00
540	1	743653	81957801006	Two Roads Road 2 Ruin Dbl IPA 6/12B	1.00	4.00	1.00

Segment #25 : Shelf #3 DEPTH: 24 in WIDTH: 48 in DISTANCE FROM TOP OF BASE SHELF TO BOTTOM OF SHELF: 46.00 in

POS	# FAC	S&S ID	UPC	NAME	CASES	CAPACITY	UNITS HIGH
519	1	662736	85909300246	SixPoint Resin 6/12C	1.50	6.00	2.00
520	1	554766	85663200428	Bronx Variety 12/12C	2.00	4.00	2.00
521	1	927596	85663200468	Bronx IPA Variety Pack 12/12C	3.00	4.00	2.00
535	1	506234	85375900027	Southern Tier 2XIPA 6/12B	1.75	4.00	1.00
536	1	983086	63027977606	Victory Sour Monkey 6/12B	1.75	4.00	1.00
537	1	549180	81957801007	Two Roads Honeyspot Road IPA 6/12B	1.00	4.00	1.00

Segment #25 : Shelf #2 DEPTH: 24 in WIDTH: 48 in DISTANCE FROM TOP OF BASE SHELF TO BOTTOM OF SHELF: 58.00 in

POS	# FAC	S&S ID	UPC	NAME	CASES	CAPACITY	UNITS HIGH
516	1	636563	85909300244	SixPoint The Crisp 6/12C	1.50	6.00	2.00
517	1	567411	86036700070	Sloop Super Soft 6/12C	2.75	8.00	2.00
518	1	606830	86036700072	Sloop Juice Bomb IPA 6/12C	2.75	8.00	2.00
532	1	904652	64944000065	Ommegang Witte 6/12B	1.00	4.00	1.00
533	1	566049	63770406251	Troegs Perpetual IPA 6/12B	1.00	4.00	1.00
534	1	590700	63770400062	Troegs Shared UPC 6/12B	1.00	4.00	1.00

Segment #25 : Shelf #1 DEPTH: 24 in WIDTH: 48 in DISTANCE FROM TOP OF BASE SHELF TO BOTTOM OF SHELF: 70.00 in

POS	# FAC	S&S ID	UPC	NAME	CASES	CAPACITY	UNITS HIGH
514	1	636564	85909300242	SixPoint Sweet Action 6/12C	1.50	6.00	2.00
515	2	570565	85663200430	Bronx Now Youse Can't Leave DIPA 4/16C	0.50	8.00	1.00
528	2	570561	85000388327	Bronx World Gone Hazy IPA 4/16C	2.00	8.00	1.00
529	1	570460	60690500870	Ithaca Flower Power IPA 4/16C	1.33	4.00	1.00
530	1	570534	86326700005	Newburgh Mega Boss IPA 4/16C	1.33	4.00	1.00
531	1	777540	86326700000	Newburgh Cream Ale 4/16C	1.33	4.00	1.00

Segment #27 : Shelf #5 DEPTH: 27 in WIDTH: 48 in DISTANCE FROM TOP OF BASE SHELF TO BOTTOM OF SHELF: 12.00 in

POS	# FAC	S&S ID	UPC	NAME	CASES	CAPACITY	UNITS HIGH
556	1	936409	8769229103	Samuel Adams Ssnl Variety-Mix Pk 12/12B	2.00	4.00	2.00
557	1	506287	8769200037	Samuel Adams Seasonal Select 12/12B	3.00	4.00	2.00
558	1	960525	8769201103	Samuel Adams Seasonal 12/12B	2.00	4.00	2.00
570	1	958061	8769210014	Samuel Adams Boston Lgr 12/12B	2.00	4.00	2.00
571	1	961362	4182700712	Harpoon IPA 12/12B	2.00	4.00	2.00
572	1	927624	4182700334	Harpoon Rec League 15/12C	4.50	8.00	4.00

Segment #27 : Shelf #4 DEPTH: 24 in WIDTH: 48 in DISTANCE FROM TOP OF BASE SHELF TO BOTTOM OF SHELF: 34.00 in



SSNY 2596 MOUNT KISCO



74' COLD

PLANOGRAM BACKING TABLE

C:\Stop&Shop\New York\2020\SSNY 2596 MOUNT KISCO ST HWY 117 AND PRESTON WAY.PSA

Planogram: 2596 Cold

POS	# FAC	S&S ID	UPC	NAME	CASES	CAPACITY	UNITS HIGH
553	1	901590	8769200358	Samuel Adams Ssnl Variety-Mix Pk 12/12C	3.00	4.00	2.00
554	1	778373	8769200195	Samuel Adams Seasonal Select 12/12C	3.00	4.00	2.00
555	1	549784	8769200109	Samuel Adams Seasonal 12/12C	3.00	4.00	2.00
567	1	549761	8769200105	Samuel Adams Boston Lgr 12/12C	3.00	4.00	2.00
568	1	936380	4182700076	Harpoon IPA 6/12B	1.75	4.00	1.00
569	1	950147	4182700012	Harpoon Mix Pack 12/12B	1.00	2.00	1.00

Segment #27 : Shelf #3 DEPTH: 24 in WIDTH: 48 in DISTANCE FROM TOP OF BASE SHELF TO BOTTOM OF SHELF: 46.00 in

POS	# FAC	S&S ID	UPC	NAME	CASES	CAPACITY	UNITS HIGH
550	1	582592	8769200788	Samuel Adams New England IPA 12/12C	3.00	4.00	2.00
551	1	565847	8769200004	Samuel Adams Seasonal Select 6/12B	1.00	4.00	1.00
552	1	987836	8769230050	Samuel Adams Seasonal 6/12B	1.00	4.00	1.00
564	1	902700	8769210012	Samuel Adams Boston Lgr 6/12B	1.00	4.00	1.00
565	1	952182	4182700146	Harpoon Seasonal 6/12B	1.00	4.00	1.00
566	1	547544	4182790046	Harpoon UFO Seasonal 6/12B	1.75	4.00	1.00

Segment #27 : Shelf #2 DEPTH: 24 in WIDTH: 48 in DISTANCE FROM TOP OF BASE SHELF TO BOTTOM OF SHELF: 58.00 in

POS	# FAC	S&S ID	UPC	NAME	CASES	CAPACITY	UNITS HIGH
547	1	816954	8769200673	Samuel Adams Sam 76 6/12C	2.75	8.00	2.00
548	1	502169	8769200492	Samuel Adams Sam 76 6/12B	1.75	4.00	1.00
549	1	908730	8769227102	Samuel Adams Cherry Wht 6/12B	1.00	4.00	1.00
561	1	636228	8769200129	Samuel Adams Rebel IPA 12/12B	1.00	2.00	1.00
562	1	965675	79837312602	Magic Hat #9 6/12B	1.00	4.00	1.00
563	1	594810	79837330110	Magic Hat #9 15/12C	1.50	2.00	2.00

Segment #27 : Shelf #1 DEPTH: 24 in WIDTH: 48 in DISTANCE FROM TOP OF BASE SHELF TO BOTTOM OF SHELF: 70.00 in

POS	# FAC	S&S ID	UPC	NAME	CASES	CAPACITY	UNITS HIGH
544	1	913546	8769200687	Samuel Adams New England IPA 6/12C	2.75	8.00	2.00
545	1	909679	79556300002	Smuttynose Old Brown Dog 6/12B	1.75	4.00	1.00
546	1	926509	79556300009	Smuttynose Finest Kind IPA 6/12B	1.75	4.00	1.00
559	2	504148	60367510177	Allagash White 4/16C	2.00	8.00	1.00
560	2	966762	4182700077	Harpoon IPA 4/16C	2.00	8.00	1.00

Segment #29 : Shelf #5 DEPTH: 27 in WIDTH: 48 in DISTANCE FROM TOP OF BASE SHELF TO BOTTOM OF SHELF: 12.00 in

POS	# FAC	S&S ID	UPC	NAME	CASES	CAPACITY	UNITS HIGH
585	1	637033	63848900189	Dogfish Head 60 Minute IPA 12/12C	4.00	8.00	4.00
586	1	506873	78624360000	Flying Dog Variety Pack 12/12B	3.00	4.00	2.00
587	1	662734	64286090024	Founders All Day IPA 15/12C	4.00	8.00	4.00
599	1	827166	64286090005	Founders Centennial IPA 15/12C	4.50	8.00	4.00
600	1	824352	73692011651	Goose Island India Pale Ale 15/12C	4.50	8.00	4.00
601	1	549415	73692011139	Goose Island Flight Pack 15/12C	4.00	8.00	4.00



SSNY 2596 MOUNT KISCO



74' COLD

PLANOGRAM BACKING TABLE

C:\Stop&Shop\New York\2020\SSNY 2596 MOUNT KISCO ST HWY 117 AND PRESTON WAY.PSA

Planogram: 2596 Cold

Segment #29 : Shelf #4 DEPTH: 24 in WIDTH: 48 in DISTANCE FROM TOP OF BASE SHELF TO BOTTOM OF SHELF: 34.00 in

POS	# FAC	S&S ID	UPC	NAME	CASES	CAPACITY	UNITS HIGH
582	1	600613	78624356000	Flying Dog Double Dog Dbl IPA 6/12B	1.75	4.00	1.00
583	1	755244	78624311990	Flying Dog Raging Btch Belgn Ale 6/12B	1.00	4.00	1.00
584	1	902387	64286015024	Founders All Day IPA 6/12C	2.75	8.00	2.00
596	1	908465	64286080031	Founders Solid Gold 12/12C	3.00	4.00	2.00
597	1	565850	73692011132	Goose Island India Pale Ale 6/12B	1.00	4.00	1.00
598	1	944414	73692011710	Goose Island Seasonal 15/12C	1.50	2.00	2.00

Segment #29 : Shelf #3 DEPTH: 24 in WIDTH: 48 in DISTANCE FROM TOP OF BASE SHELF TO BOTTOM OF SHELF: 46.00 in

POS	# FAC	S&S ID	UPC	NAME	CASES	CAPACITY	UNITS HIGH
579	1	545607	63848900029	Dogfish Head 60 Minute IPA 6/12B	1.00	4.00	1.00
580	1	557107	63848900312	Dogfish Head 90 Min Imp IPA 6/12B	1.75	4.00	1.00
581	1	913465	63848900355	Dogfish Head SuperEIGHT 6/12C	2.75	8.00	2.00
593	1	537445	64286015064	Founders Unraveled Juicy IPA 6/12C	2.75	8.00	2.00
594	1	852892	73692011928	Goose Island So Lo 6/12C	2.75	8.00	2.00
595	1	565848	73692011118	Goose Island Seasonal 6/12C	2.00	8.00	2.00

Segment #29 : Shelf #2 DEPTH: 24 in WIDTH: 48 in DISTANCE FROM TOP OF BASE SHELF TO BOTTOM OF SHELF: 58.00 in

POS	# FAC	S&S ID	UPC	NAME	CASES	CAPACITY	UNITS HIGH
576	1	808864	63848900188	Dogfish Head Seasonal 6/12B	1.75	4.00	1.00
577	1	636254	63848900137	Dogfish Head Namaste 6/12B	1.00	4.00	1.00
578	1	817333	63848900193	Dogfish Head SeaQuenchAle 6/12C	2.75	8.00	2.00
590	1	530842	85666200576	Cigar City Jai-Alai IPA 12/12C	3.00	4.00	2.00
591	1	541910	74052210016	Bell's Seasonal 6/12B	1.00	4.00	1.00
592	1	565324	73692011182	Goose Island 312 Urban Wheat Ale 6/12B	1.00	4.00	1.00

Segment #29 : Shelf #1 DEPTH: 24 in WIDTH: 48 in DISTANCE FROM TOP OF BASE SHELF TO BOTTOM OF SHELF: 70.00 in

POS	# FAC	S&S ID	UPC	NAME	CASES	CAPACITY	UNITS HIGH
573	1	965712	71925600005	Long Trail Ale 6/12B	1.75	4.00	1.00
574	1	701386	71925600197	Long Trail VT IPA 6/12C	2.00	8.00	2.00
575	1	580997	8002024221	Abita Amber 6/12B	1.75	4.00	1.00
588	1	960316	89785300293	Cigar City Jai-Alai IPA 6/12C	2.75	8.00	2.00
589	2	541941	74052210083	Bell's Two Hearted Ale 6/12B	2.00	8.00	1.00

Segment #31 : Shelf #5 DEPTH: 27 in WIDTH: 48 in DISTANCE FROM TOP OF BASE SHELF TO BOTTOM OF SHELF: 12.00 in

POS	# FAC	S&S ID	UPC	NAME	CASES	CAPACITY	UNITS HIGH
614	1	549429	3410051607	Leinenkugel Seasonal Shandy 12/12B	2.00	4.00	2.00
615	1	683999	75452700024	New Belgium Fat Tire Amber Ale 12/12B	3.00	4.00	2.00
616	1	598378	75452700201	New Belgium Variety Pack 12/12B	2.00	4.00	2.00
629	1	991894	1820015981	Shock Top Belgian White Ale 12/12B	2.00	4.00	2.00



SSNY 2596 MOUNT KISCO



74' COLD

PLANOGRAM BACKING TABLE

C:\Stop&Shop\New York\2020\SSNY 2596 MOUNT KISCO ST HWY 117 AND PRESTON WAY.PSA

Planogram: 2596 Cold

630	1	953443	7199009516	Blue Moon Belgian White Ale 12/12B	2.00	4.00	2.00
631	1	911336	7199017052	Blue Moon Belgian White Ale 15/12C	4.50	8.00	4.00

Segment #31 : Shelf #4 DEPTH: 24 in WIDTH: 48 in DISTANCE FROM TOP OF BASE SHELF TO BOTTOM OF SHELF: 34.00 in

POS	# FAC	S&S ID	UPC	NAME	CASES	CAPACITY	UNITS HIGH
611	1	549428	3410051605	Leinenkugel Seasonal Shandy 6/12B	1.00	4.00	1.00
612	1	530233	75452700885	New Belgium Voodoo Ranger JcyHaz 6/12C	2.75	8.00	2.00
613	1	531194	75452701070	New Belgium Voodoo Variety 12/12C	3.00	4.00	2.00
626	1	824382	1820028156	Shock Top Belgian White Ale 15/12C	1.50	2.00	2.00
627	1	957545	7199009511	Blue Moon Belgian White Ale 6/12B	1.00	4.00	1.00
628	1	906634	7199017044	Blue Moon Belgian White Ale 6/16AL	1.00	4.00	1.00

Segment #31 : Shelf #3 DEPTH: 24 in WIDTH: 48 in DISTANCE FROM TOP OF BASE SHELF TO BOTTOM OF SHELF: 46.00 in

POS	# FAC	S&S ID	UPC	NAME	CASES	CAPACITY	UNITS HIGH
608	1	549421	8857333101	Shiner Bock 6/12B	1.00	4.00	1.00
609	1	684002	75452700066	New Belgium VooDoo Ranger IPA 6/12B	1.75	4.00	1.00
610	1	571319	75452700421	New Belgium Voodoo Ranger ImpIPA 6/12B	1.75	4.00	1.00
623	1	651470	1820013986	Shock Top Belgian White Ale 6/12B	1.00	4.00	1.00
624	1	941941	7199009532	Blue Moon Seasonal 6/12B	1.00	4.00	1.00
625	1	651473	7199009554	Blue Moon Brewmaster's Sampler 12/12B	1.00	2.00	1.00

Segment #31 : Shelf #2 DEPTH: 24 in WIDTH: 48 in DISTANCE FROM TOP OF BASE SHELF TO BOTTOM OF SHELF: 58.00 in

POS	# FAC	S&S ID	UPC	NAME	CASES	CAPACITY	UNITS HIGH
605	1	590105	8857370002	Shiner Family Reunion Mix 6/12B	1.75	4.00	1.00
606	1	547683	75452700022	New Belgium Fat Tire Amber Ale 6/12B	1.00	4.00	1.00
607	1	580986	81994200003	Oskar Blues Dale's Pale Ale 6/12C	2.00	8.00	2.00
620	1	603494	1820011985	Redbridge Lager 6/12B	1.00	4.00	1.00
621	1	537585	7199009592	Blue Moon Light Sky 12/12C SC	2.50	3.00	1.00
622	1	922809	85961200113	21st Variety Pack 12/12C	3.00	4.00	2.00

Segment #31 : Shelf #1 DEPTH: 24 in WIDTH: 48 in DISTANCE FROM TOP OF BASE SHELF TO BOTTOM OF SHELF: 70.00 in

POS	# FAC	S&S ID	UPC	NAME	CASES	CAPACITY	UNITS HIGH
602	1	813605	8857380014	Shiner Seasonal 6/12C	2.75	8.00	2.00
603	1	720106	60275500610	Firestone Union Jack IPA 6/12C	2.00	8.00	2.00
604	1	927613	60275500949	Firestone Mind Haze 6/12C	2.75	8.00	2.00
617	1	565532	85961200102	21st Seasonal 6/12C	2.75	8.00	2.00
618	1	944094	85961200131	21st Brew Free or Die BldOrg IPA 6/12C	2.75	8.00	2.00
619	1	565535	85961200103	21st Brew Free or Die IPA 6/12C	2.00	8.00	2.00

Segment #33 : Shelf #5 DEPTH: 27 in WIDTH: 48 in DISTANCE FROM TOP OF BASE SHELF TO BOTTOM OF SHELF: 12.00 in

POS	# FAC	S&S ID	UPC	NAME	CASES	CAPACITY	UNITS HIGH
644	1	982195	8378337512	Sierra Nevada Pale Ale 12/12B	2.00	4.00	2.00



SSNY 2596 MOUNT KISCO



74' COLD

PLANOGRAM BACKING TABLE

C:\Stop&Shop\New York\2020\SSNY 2596 MOUNT KISCO ST HWY 117 AND PRESTON WAY.PSA

Planogram: 2596 Cold

645	1	636328	8378316000	Sierra Nevada Variety Pack 12/12B	2.00	4.00	2.00
646	1	624598	72383010009	Lagunitas IPA 12/12B	2.00	4.00	2.00
659	1	718701	72383010012	Lagunitas A Little Sumpin Sumpin 12/12B	3.00	4.00	2.00
660	1	927627	79603082496	Kona Big Wave Golden Ale 12/12C	5.00	8.00	4.00
661	1	636462	79603061493	Kona Island Hopper Variety 12/12B	2.00	4.00	2.00

Segment #33 : Shelf #4 DEPTH: 24 in WIDTH: 48 in DISTANCE FROM TOP OF BASE SHELF TO BOTTOM OF SHELF: 34.00 in

POS	# FAC	S&S ID	UPC	NAME	CASES	CAPACITY	UNITS HIGH
641	1	923236	8378337521	Sierra Nevada Pale Ale 6/12B	1.00	4.00	1.00
642	1	634568	8378322812	Sierra Nevada Seasonal 12/12B	1.00	2.00	1.00
643	1	537430	72383021212	Lagunitas IPA 12/12C	3.00	4.00	2.00
656	1	537475	72383001406	Lagunitas A Little Sumpin Sumpin 6/12C	2.75	8.00	2.00
657	1	506213	79603011496	Kona Big Wave Golden Ale 6/12B	1.00	4.00	1.00
658	1	651471	79603011494	Kona Longboard Lager 6/12B	1.75	4.00	1.00

Segment #33 : Shelf #3 DEPTH: 24 in WIDTH: 48 in DISTANCE FROM TOP OF BASE SHELF TO BOTTOM OF SHELF: 46.00 in

POS	# FAC	S&S ID	UPC	NAME	CASES	CAPACITY	UNITS HIGH
638	1	811299	8378333100	Sierra Nevada Torpedo Extra IPA 6/12B	1.75	4.00	1.00
639	1	931517	8378322822	Sierra Nevada Seasonal 6/12B	1.00	4.00	1.00
640	1	798335	72383000178	Lagunitas Super Cluster 6/12C	2.75	8.00	2.00
653	1	580992	72383000009	Lagunitas IPA 6/12B	1.00	4.00	1.00
654	1	504568	79603011480	Kona Light 6/12B	1.75	4.00	1.00
655	1	777922	79603031499	Kona Aloha Series 6/12C	2.75	8.00	2.00

Segment #33 : Shelf #2 DEPTH: 24 in WIDTH: 48 in DISTANCE FROM TOP OF BASE SHELF TO BOTTOM OF SHELF: 58.00 in

POS	# FAC	S&S ID	UPC	NAME	CASES	CAPACITY	UNITS HIGH
635	1	902377	8378311010	Sierra Nevada Hazy Little Thing 6/12C	2.75	8.00	2.00
636	1	913548	8378353111	Sierra Nevada Hazy Little Thing 12/12C	3.00	4.00	2.00
637	1	929070	8378322853	Sierra Nevada Sierraveza 6/12C	2.75	8.00	2.00
650	1	906644	72383010001	Lagunitas Hop Stoopid Ale 6/12B	1.00	4.00	1.00
651	1	537436	63625174335	Stone IPA 6/12C	2.75	8.00	2.00
652	1	653897	63625188901	Stone Variety Pack 12/12B	2.00	2.00	1.00

Segment #33 : Shelf #1 DEPTH: 24 in WIDTH: 48 in DISTANCE FROM TOP OF BASE SHELF TO BOTTOM OF SHELF: 70.00 in

POS	# FAC	S&S ID	UPC	NAME	CASES	CAPACITY	UNITS HIGH
632	1	944158	67243800068	Ballast Point Grapefruit Sculpin 6/12B	1.00	4.00	1.00
633	1	571368	67243800024	Ballast Point Sculpin IPA 6/12B	1.00	4.00	1.00
634	1	906635	81790400083	Elysian Space Dust IPA 6/12B	1.00	4.00	1.00
647	1	698271	63625174163	Stone Tangerine Express 6/12C	2.75	8.00	2.00
648	1	512319	63625174354	Stone Delicious IPA 6/12C	2.75	8.00	2.00
649	1	929073	63625174175	Stone Scorpion Bowl IPA 6/12C	2.75	8.00	2.00

Segment #35 : Shelf #5 DEPTH: 27 in WIDTH: 48 in DISTANCE FROM TOP OF BASE SHELF TO BOTTOM OF SHELF: 12.00 in



SSNY 2596 MOUNT KISCO



74' COLD

PLANOGRAM BACKING TABLE

C:\Stop&Shop\New York\2020\SSNY 2596 MOUNT KISCO ST HWY 117 AND PRESTON WAY.PSA

Planogram: 2596 Cold

POS	# FAC	S&S ID	UPC	NAME	CASES	CAPACITY	UNITS HIGH
672	3	906654	63598554890	White Claw Variety Pk HrdSeltzer 12/12C SC	16.50	24.00	3.00
683	2	536757	63598580006	White Claw Variety Pk2 HrdSeltzr 12/12C SC	10.00	12.00	3.00
684	1	904603	8769200424	Truly Spiked Spklg Mix Pack 12/12C SC	3.00	6.00	3.00
685	1	591899	8769200686	Truly Spiked Spklg Berry Variety 12/12C SC	4.00	6.00	3.00

Segment #35 : Shelf #4 DEPTH: 24 in WIDTH: 48 in DISTANCE FROM TOP OF BASE SHELF TO BOTTOM OF SHELF: 34.00 in

POS	# FAC	S&S ID	UPC	NAME	CASES	CAPACITY	UNITS HIGH
671	3	906654	63598554890	White Claw Variety Pk HrdSeltzer 12/12C SC	16.50	9.00	1.00
680	2	536757	63598580006	White Claw Variety Pk2 HrdSeltzr 12/12C SC	10.00	6.00	1.00
681	1	917657	8769200804	Truly Spiked Spklg Tropical Vrtly 12/12C SC	2.50	3.00	1.00
682	1	537449	8769200991	Truly Spiked Spklg Lemonade Vrtly 12/12C SC	2.50	3.00	1.00

Segment #35 : Shelf #3 DEPTH: 24 in WIDTH: 48 in DISTANCE FROM TOP OF BASE SHELF TO BOTTOM OF SHELF: 46.00 in

POS	# FAC	S&S ID	UPC	NAME	CASES	CAPACITY	UNITS HIGH
669	2	777538	63598520025	White Claw Blk Cherry HrdSeltzer 6/12C	3.75	12.00	2.00
670	3	583632	63598526089	White Claw Blk Cherry HrdSeltzer 12/12C SC	5.50	9.00	1.00
678	1	929083	81994200310	Oskar Blues Wild Basin Variety 12/12C SC	3.00	3.00	1.00
679	1	537455	3410001232	Vizzy Seltzer Variety Pack 12/12C SC	2.50	3.00	1.00

Segment #35 : Shelf #2 DEPTH: 24 in WIDTH: 48 in DISTANCE FROM TOP OF BASE SHELF TO BOTTOM OF SHELF: 58.00 in

POS	# FAC	S&S ID	UPC	NAME	CASES	CAPACITY	UNITS HIGH
666	1	929082	63598526066	White Claw Raspberry HrdSeltzer 6/12C	2.25	6.00	2.00
667	1	614589	63598526087	White Claw Mango HrdSeltzer 6/12C	2.25	6.00	2.00
668	3	512356	63598510033	White Claw Mango HrdSeltzer 12/12C SC	5.50	9.00	1.00
676	1	591898	8769200678	Truly Spiked Spklg Wild Berry 6/12C	2.25	6.00	2.00
677	1	929080	8769200803	Truly Spiked Spklg Black Cherry 6/12C	2.25	6.00	2.00

Segment #35 : Shelf #1 DEPTH: 24 in WIDTH: 48 in DISTANCE FROM TOP OF BASE SHELF TO BOTTOM OF SHELF: 70.00 in

POS	# FAC	S&S ID	UPC	NAME	CASES	CAPACITY	UNITS HIGH
662	1	556034	63598500021	White Claw 70 Pineapple 6/12C	2.25	6.00	2.00
663	1	556035	63598500019	White Claw 70 Clementine 6/12C	2.25	6.00	2.00
664	1	777536	63598502598	White Claw Natrl Lime HrdSeltzer 6/12C	2.25	6.00	2.00
665	3	618976	63598526038	White Claw Blk Cherry HrdSeltzer 1/19C	1.50	27.00	1.00
673	3	512203	63598526039	White Claw Mango HrdSeltzer 1/19C	3.00	27.00	1.00
674	1	512329	8769200965	Truly Spiked Spklg Pineapple 6/12C	2.25	6.00	2.00
675	1	929081	8769200792	Truly Spiked Spklg Blueberry Acai 6/12C	2.25	6.00	2.00

Segment #37 : Shelf #5 DEPTH: 27 in WIDTH: 48 in DISTANCE FROM TOP OF BASE SHELF TO BOTTOM OF SHELF: 12.00 in

POS	# FAC	S&S ID	UPC	NAME	CASES	CAPACITY	UNITS HIGH
700	1	950646	85389700227	Bon & Viv SS Variety Pack 12/12C SC	4.50	9.00	3.00



SSNY 2596 MOUNT KISCO



74' COLD

PLANOGRAM BACKING TABLE

C:\Stop&Shop\New York\2020\SSNY 2596 MOUNT KISCO ST HWY 117 AND PRESTON WAY.PSA

Planogram: 2596 Cold

701	1	537395	1820020208	Bud Light Seltzer Variety Pack 12/12C SC	4.00	6.00	3.00
702	1	519588	1820020217	Bud Light Seltzer Remix Variety 12/12C SC	4.50	6.00	3.00
716	1	537593	3354400043	Corona Seltzer Variety Pack 12/12C	7.00	12.00	3.00
717	1	549416	8769200017	Angry Orchard Variety Pack 12/12B	2.00	4.00	2.00
718	1	506271	8769200033	Angry Orchard Crisp Apple 12/12B	3.00	6.00	2.00

Segment #37 : Shelf #4 DEPTH: 24 in WIDTH: 48 in DISTANCE FROM TOP OF BASE SHELF TO BOTTOM OF SHELF: 34.00 in

POS	# FAC	S&S ID	UPC	NAME	CASES	CAPACITY	UNITS HIGH
697	1	567437	8200079257	Smirnoff Spk Seltzer RedWhtBry 12/12C SC	3.00	3.00	1.00
698	1	906584	8200078142	Smirnoff Spk Seltzer Mixed Pack 12/12C SC	1.50	3.00	1.00
699	1	913432	3354400013	Corona Refresca Variety Pack 12/12C SC	2.50	3.00	1.00
712	1	636622	3410000342	Redd's Wicked Apple 12/10C	2.00	4.00	2.00
713	1	867544	8769200310	Angry Orchard Stone Dry 6/12B	1.75	4.00	1.00
714	1	547660	8769282102	Angry Orchard Crisp Apple 6/12B	1.00	4.00	1.00
715	1	565879	1820019987	Ritas Lime-A-Rita 12/8C	1.50	3.00	1.00

Segment #37 : Shelf #3 DEPTH: 24 in WIDTH: 48 in DISTANCE FROM TOP OF BASE SHELF TO BOTTOM OF SHELF: 46.00 in

POS	# FAC	S&S ID	UPC	NAME	CASES	CAPACITY	UNITS HIGH
693	1	502999	4182770112	Arctic Summer Variety Seltzer 12/12C SC	2.50	3.00	1.00
694	1	570817	4182770113	Arctic Summer Variety #2 Seltzer 12/12C SC	3.00	3.00	1.00
695	1	927600	3410051681	Cape Line Variety Pack 12/12C SC	2.50	3.00	1.00
696	1	549028	3410008716	Redd's Apple Ale 6/12B	1.00	4.00	1.00
709	1	863258	8769200149	Angry Orchard Green Apple 6/12B	1.00	4.00	1.00
710	1	517512	8769200660	Angry Orchard Rose 6/12B	1.75	4.00	1.00
711	1	549378	1820020993	Ritas Straw-Ber-Rita 12/8C	1.50	3.00	1.00

Segment #37 : Shelf #2 DEPTH: 24 in WIDTH: 48 in DISTANCE FROM TOP OF BASE SHELF TO BOTTOM OF SHELF: 58.00 in

POS	# FAC	S&S ID	UPC	NAME	CASES	CAPACITY	UNITS HIGH
690	1	537611	85224700810	Montauk Seltzer Variety 12/12C SC	2.50	3.00	1.00
691	1	512378	1820020179	Natural Light Sltzr Variety 12/12C	3.00	4.00	2.00
692	1	531196	85231300483	Press Seltzer Variety Pack 12/12C SC	2.50	3.00	1.00
705	1	935438	1497450009	Woodchuck Amber 6/12B	1.00	4.00	1.00
706	1	778259	1820024001	Stella Artois Cidre 6/12B	1.00	4.00	1.00
707	1	636382	8834510151	Strongbow Gold Hard Cider 6/11B	1.25	5.00	1.00
708	1	636320	1820022989	Ritas Mang-O-Rita 12/8C	2.50	3.00	1.00

Segment #37 : Shelf #1 DEPTH: 24 in WIDTH: 48 in DISTANCE FROM TOP OF BASE SHELF TO BOTTOM OF SHELF: 70.00 in

POS	# FAC	S&S ID	UPC	NAME	CASES	CAPACITY	UNITS HIGH
686	3	512194	8769200951	Truly Spiked Spkglg Wild Berry 1/24C	2.67	24.00	1.00
687	2	512193	8769200970	Truly Spiked Spkglg Pineapple 1/24C	2.00	16.00	1.00
688	1	502941	85531000827	Crook & Marker Zero Guilt 8/12C	2.00	4.00	2.00
689	1	531127	85531000872	Crook & Marker Lemonade 8/12C	2.00	4.00	2.00
703	2	798353	64499613687	Wolffer No 139 Dry White Cider 4/12B	2.00	8.00	1.00
704	2	798352	64499613688	Wolffer No 139 Dry Rose Cider 4/12B	2.00	8.00	1.00



SSNY 2596 MOUNT KISCO



74' COLD

PLANOGRAM BACKING TABLE

C:\Stop&Shop\New York\2020\SSNY 2596 MOUNT KISCO ST HWY 117 AND PRESTON WAY.PSA

Planogram: 2596 Cold

Segment #39 : Shelf #5 DEPTH: 27 in WIDTH: 48 in DISTANCE FROM TOP OF BASE SHELF TO BOTTOM OF SHELF: 12.00 in

POS	# FAC	S&S ID	UPC	NAME	CASES	CAPACITY	UNITS HIGH
730	1	939973	8769200378	Twisted Tea Mix Pack 12/12C	4.00	8.00	4.00
731	1	603066	8769283134	Twisted Tea 12/12C	5.00	8.00	4.00
732	1	520244	8043280290	Seagram's Escapes Variety Pack 12/11B	2.00	4.00	2.00
745	1	926325	8200072908	Smirnoff Ice Party Pack 12/11B	2.00	4.00	2.00
746	1	517638	63598526042	Mikes HARDER Variety 8/16C	3.33	8.00	4.00
747	1	613872	63598512998	Mikes Hard Variety Pack 12/11B	2.00	4.00	2.00

Segment #39 : Shelf #4 DEPTH: 24 in WIDTH: 48 in DISTANCE FROM TOP OF BASE SHELF TO BOTTOM OF SHELF: 34.00 in

POS	# FAC	S&S ID	UPC	NAME	CASES	CAPACITY	UNITS HIGH
727	1	963992	8769275102	Twisted Tea Half & Half 6/12B	1.75	4.00	1.00
728	1	911679	8769283102	Twisted Tea 6/12B	1.00	4.00	1.00
729	1	624958	8200077369	Smirnoff Ice Watermelon Mimosa 6/11B	1.75	4.00	1.00
742	1	929312	8200072751	Smirnoff Ice Green Apple 6/11B	1.00	4.00	1.00
743	1	991880	63598506074	Mikes Hard Seasonal 6/11B	1.00	4.00	1.00
744	1	613873	63598506744	Mikes Hard Black Cherry Lemonade 6/11B	1.00	4.00	1.00

Segment #39 : Shelf #3 DEPTH: 24 in WIDTH: 48 in DISTANCE FROM TOP OF BASE SHELF TO BOTTOM OF SHELF: 46.00 in

POS	# FAC	S&S ID	UPC	NAME	CASES	CAPACITY	UNITS HIGH
724	1	502127	61300875220	Arnold Palmer Hard Half & Half 12/12C SC	2.50	3.00	1.00
725	1	945270	8769283103	Twisted Tea 12/12B	1.00	2.00	1.00
726	1	545894	8200073214	Smirnoff Ice Grape 6/11B	1.75	4.00	1.00
739	1	565827	8200075748	Smirnoff Ice Screwdriver 6/11B	1.75	4.00	1.00
740	1	549051	63598522413	Mikes Hard Strawberry Lemonade 6/11B	1.75	4.00	1.00
741	1	921164	63598506611	Mikes Hard Cranberry Lemonade 6/11B	1.00	4.00	1.00

Segment #39 : Shelf #2 DEPTH: 24 in WIDTH: 48 in DISTANCE FROM TOP OF BASE SHELF TO BOTTOM OF SHELF: 58.00 in

POS	# FAC	S&S ID	UPC	NAME	CASES	CAPACITY	UNITS HIGH
721	1	581214	61300874833	Arnold Palmer Spiked Half & Half 6/12C	2.25	6.00	2.00
722	1	642577	9200002000	Small Town Not Your Fathers RtBr 6/12B	1.00	4.00	1.00
723	1	929608	8200072754	Smirnoff Ice Raspberry 6/11B	1.00	4.00	1.00
736	1	918455	8200072385	Smirnoff Ice 6/11B	1.00	4.00	1.00
737	1	933082	63598510062	Mikes Hard Lemonade 6/11B	1.00	4.00	1.00
738	1	928387	63598506822	Mikes Hard Light Lemonade 6/11B	1.75	4.00	1.00

Segment #39 : Shelf #1 DEPTH: 24 in WIDTH: 48 in DISTANCE FROM TOP OF BASE SHELF TO BOTTOM OF SHELF: 70.00 in

POS	# FAC	S&S ID	UPC	NAME	CASES	CAPACITY	UNITS HIGH
719	4	748707	8769283231	Twisted Tea 1/24C	3.33	32.00	1.00
720	3	749215	8769275231	Twisted Tea Half & Half 1/24C	2.67	24.00	1.00
733	3	817339	63598524583	Mikes HARDER Lemonade 1/23.5C	2.67	24.00	1.00



SSNY 2596 MOUNT KISCO



74' COLD

PLANOGRAM BACKING TABLE

C:\Stop&Shop\New York\2020\SSNY 2596 MOUNT KISCO ST HWY 117 AND PRESTON WAY.PSA

Planogram: 2596 Cold

734	1	570459	81582901054	Cayman Jack Moscow Mule 6/11B	1.50	4.00	1.00
735	1	506226	81582901006	Cayman Jack Margarita 6/11B	1.50	4.00	1.00

Segment #43 : Shelf #6 DEPTH: 26 in WIDTH: 72 in DISTANCE FROM TOP OF BASE SHELF TO BOTTOM OF SHELF: 12.00 in

POS	# FAC	S&S ID	UPC	NAME	CASES	CAPACITY	UNITS HIGH
753	27	936455	9999900040	Flex 1/12B	56.25	270.00	1.00

Segment #43 : Shelf #5 DEPTH: 20 in WIDTH: 72 in DISTANCE FROM TOP OF BASE SHELF TO BOTTOM OF SHELF: 23.00 in

POS	# FAC	S&S ID	UPC	NAME	CASES	CAPACITY	UNITS HIGH
752	27	936455	9999900040	Flex 1/12B	56.25	216.00	1.00

Segment #43 : Shelf #4 DEPTH: 20 in WIDTH: 72 in DISTANCE FROM TOP OF BASE SHELF TO BOTTOM OF SHELF: 34.00 in

POS	# FAC	S&S ID	UPC	NAME	CASES	CAPACITY	UNITS HIGH
751	27	936455	9999900040	Flex 1/12B	56.25	216.00	1.00

Segment #43 : Shelf #3 DEPTH: 20 in WIDTH: 72 in DISTANCE FROM TOP OF BASE SHELF TO BOTTOM OF SHELF: 46.00 in

POS	# FAC	S&S ID	UPC	NAME	CASES	CAPACITY	UNITS HIGH
750	27	936455	9999900040	Flex 1/12B	56.25	216.00	1.00

Segment #43 : Shelf #2 DEPTH: 20 in WIDTH: 72 in DISTANCE FROM TOP OF BASE SHELF TO BOTTOM OF SHELF: 58.00 in

POS	# FAC	S&S ID	UPC	NAME	CASES	CAPACITY	UNITS HIGH
749	27	936455	9999900040	Flex 1/12B	56.25	216.00	1.00

Segment #43 : Shelf #1 DEPTH: 20 in WIDTH: 72 in DISTANCE FROM TOP OF BASE SHELF TO BOTTOM OF SHELF: 70.00 in

POS	# FAC	S&S ID	UPC	NAME	CASES	CAPACITY	UNITS HIGH
748	27	936455	9999900040	Flex 1/12B	56.25	216.00	1.00

SKUs on Planogram: 515