



SSNY 0542 GLEN COVE



50' COLD





SSNY 0542 GLEN COVE



50' COLD

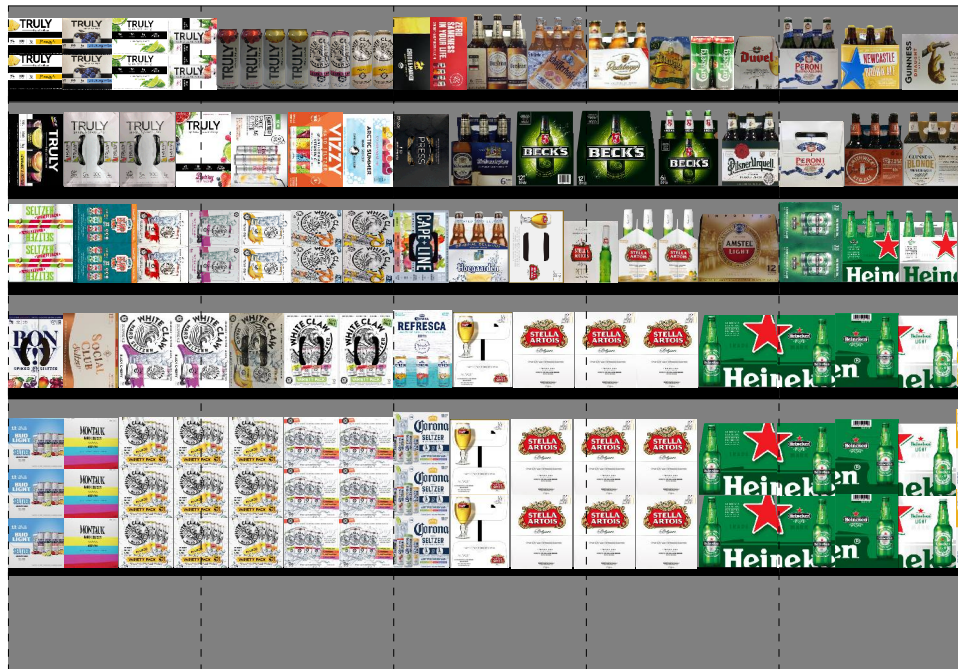




SSNY 0542 GLEN COVE



50' COLD





SSNY 0542 GLEN COVE



50' COLD






SSNY 0542 GLEN COVE



50' COLD






SSNY 0542 GLEN COVE



50' COLD





SSNY 0542 GLEN COVE



50' COLD

M=3.43	M=0.00	M=5.08	M=0.00	M=0.00	M=0.00	M=0.00	M=0.00	M=0.00	M=0.00	M=0.00	M=0.00	M=0.00	M=0.00	M=0.00	M=0.00	M=0.00	M=0.00	M=0.00	M=0.00
Ds=10.0	Ds=0.0	Ds=9.7	Ds=0.0	Ds=0.0	Ds=0.0	Ds=0.0	Ds=0.0	Ds=0.0	Ds=0.0	Ds=0.0	Ds=0.0	Ds=0.0	Ds=0.0	Ds=0.0	Ds=0.0	Ds=0.0	Ds=0.0	Ds=0.0	Ds=0.0

M=0.00	M=0.00	M=0.00	M=0.00	Fat Tire	M=0.00	M=0.00	M=0.00	M=4.60	M=0.00	M=0.00	M=1.00	M=0.00	M=0.00	M=0.00	M=0.00	M=0.00	M=0.00	M=0.00	M=4.00	M=0.00
Ds=0.0	Ds=0.0	Ds=0.0	Ds=0.0	Ds=13.4	Ds=0.0	Ds=0.0	Ds=0.0	Ds=10.7	Ds=0.0	Ds=0.0	Ds=35.0	Ds=0.0	Ds=0.0	Ds=0.0	Ds=0.0	Ds=0.0	Ds=0.0	Ds=0.0	Ds=10.5	Ds=0.0

M=1.20	M=1.00	M=1.00	M=1.00	M=1.00	Montauk Seltzer	Montauk Seltzer
Ds=17.0	Ds=5.8	Ds=21.0	Ds=21.0	Ds=14.0	Black Cherry 612C	Mixed Berry 612C
Ds=17.0	Ds=5.8	Ds=21.0	Ds=21.0	Ds=14.0	Ds=15.8	Ds=15.8

TRULY	TRULY	TRULY	M=0.00	M=0.00	M=0.00	M=0.00	M=0.00	M=0.00	M=0.00	M=0.00	M=0.00	M=0.00	M=0.00	M=4.39	M=0.00	M=7.23
Ds=0.0	Ds=0.0	Ds=0.0	Ds=0.0	Ds=0.0	Ds=0.0	Ds=0.0	Ds=0.0	Ds=0.0	Ds=0.0	Ds=0.0	Ds=0.0	Ds=0.0	Ds=0.0	Ds=6.4	Ds=0.0	Ds=9.7

M=3.79	M=3.65	M=3.44	M=3.68	M=3.46	M=0.00	M=0.00	M=0.00	M=8.27	M=8.27	M=0.00	M=0.00	M=1.85	M=3.20	M=1.44
Ds=9.2	Ds=9.6	Ds=6.1	Ds=9.5	Ds=10.1	Ds=0.0	Ds=0.0	Ds=0.0	Ds=4.2	Ds=4.2	Ds=0.0	Ds=0.0	Ds=15.2	Ds=15.0	Ds=19.4

M=1.14	M=0.00	M=0.00	M=0.00	M=0.00	M=0.00	M=0.00	M=0.00	M=0.00	M=0.00	M=0.00	M=3.91	M=0.00	M=7.65	M=2.33	M=2.78	M=5.69	M=1.68
Ds=36.7	Ds=0.0	Ds=0.0	Ds=0.0	Ds=0.0	Ds=0.0	Ds=0.0	Ds=0.0	Ds=0.0	Ds=0.0	Ds=0.0	Ds=10.7	Ds=0.0	Ds=5.5	Ds=9.0	Ds=10.1	Ds=4.9	Ds=16.6

M=2.86	M=0.00	M=5.00	M=4.52	M=27.15	M=1.00	M=0.00	M=0.00	M=0.00	M=0.00	M=21.04	M=0.00	M=15.35	M=15.35	M=0.00	M=6.46
Ds=7.3	Ds=0.0	Ds=11.2	Ds=7.7	Ds=5.2	Ds=35.0	Ds=0.0	Ds=0.0	Ds=0.0	Ds=0.0	Ds=6.0	Ds=0.0	Ds=6.8	Ds=6.8	Ds=0.0	Ds=6.5

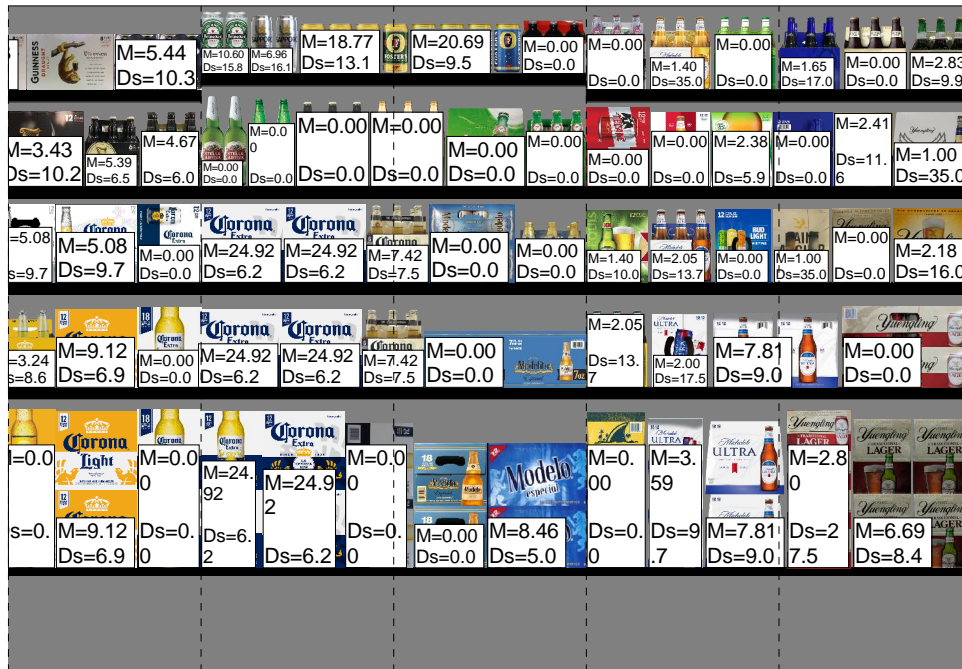
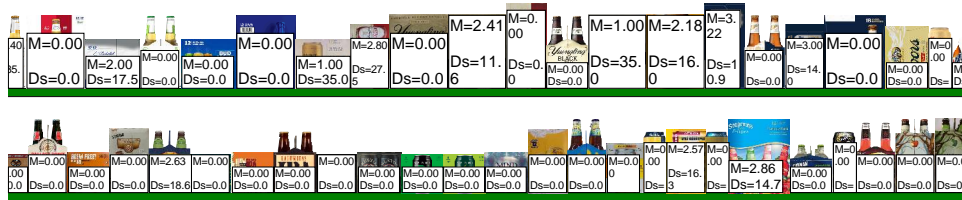
M=7.50	M=6.25	M=21.08	M=27.15	M=3.82	M=0.00	M=0.00	M=0.00	M=0.00	M=0.00	M=21.04	M=0.00	M=15.35	M=15.35	M=0.00	M=6.46
Ds=7.5	Ds=1.23	Ds=6.6	Ds=5.2	Ds=2.02	Ds=0.0	Ds=0.0	Ds=0.0	Ds=0.0	Ds=0.0	Ds=6.0	Ds=0.0	Ds=6.8	Ds=6.8	Ds=0.0	Ds=6.5



SSNY 0542 GLEN COVE



50' COLD






SSNY 0542 GLEN COVE



50' COLD





SSNY 0542 GLEN COVE



50' COLD

PLANOGRAM BACKING TABLE

C:\Stop&Shop\New York\2020\SSNY 0542 GLEN COVE 177 FOREST AVE .PSA

Planogram: 542 Cold

Segment #1 : Shelf #6 DEPTH: 27 in WIDTH: 48 in DISTANCE FROM TOP OF BASE SHELF TO BOTTOM OF SHELF: 12.00 in

POS	# FAC	S&S ID	UPC	NAME	CASES	CAPACITY	UNITS HIGH
19	18	936455	9999900040	Flex 1/12B	41.63	180.00	1.00

Segment #1 : Shelf #5 DEPTH: 24 in WIDTH: 48 in DISTANCE FROM TOP OF BASE SHELF TO BOTTOM OF SHELF: 23.00 in

POS	# FAC	S&S ID	UPC	NAME	CASES	CAPACITY	UNITS HIGH
18	18	936455	9999900040	Flex 1/12B	41.63	162.00	1.00

Segment #1 : Shelf #4 DEPTH: 24 in WIDTH: 48 in DISTANCE FROM TOP OF BASE SHELF TO BOTTOM OF SHELF: 35.00 in

POS	# FAC	S&S ID	UPC	NAME	CASES	CAPACITY	UNITS HIGH
17	18	936455	9999900040	Flex 1/12B	41.63	162.00	1.00

Segment #1 : Shelf #3 DEPTH: 24 in WIDTH: 48 in DISTANCE FROM TOP OF BASE SHELF TO BOTTOM OF SHELF: 47.00 in

POS	# FAC	S&S ID	UPC	NAME	CASES	CAPACITY	UNITS HIGH
16	18	936455	9999900040	Flex 1/12B	41.63	162.00	1.00

Segment #1 : Shelf #2 DEPTH: 24 in WIDTH: 48 in DISTANCE FROM TOP OF BASE SHELF TO BOTTOM OF SHELF: 59.00 in

POS	# FAC	S&S ID	UPC	NAME	CASES	CAPACITY	UNITS HIGH
15	18	936455	9999900040	Flex 1/12B	41.63	162.00	1.00

Segment #1 : Shelf #1 DEPTH: 24 in WIDTH: 48 in DISTANCE FROM TOP OF BASE SHELF TO BOTTOM OF SHELF: 71.00 in

POS	# FAC	S&S ID	UPC	NAME	CASES	CAPACITY	UNITS HIGH
14	18	936455	9999900040	Flex 1/12B	41.63	162.00	1.00

Segment #13 : Shelf #3 DEPTH: 24 in WIDTH: 600 in DISTANCE FROM TOP OF BASE SHELF TO BOTTOM OF SHELF: 95.00 in

POS	# FAC	S&S ID	UPC	NAME	CASES	CAPACITY	UNITS HIGH
10	1	636298	63598525948	Mikes HARDER Blk Cherry Lemonade 12/8C	1.50	3.00	1.00
11	1	636299	63598525945	Mikes HARDER Lemonade 12/8C	1.50	3.00	1.00
12	1	807564	81760601020	Captain Lawrence IPA 6/12B	2.75	4.00	1.00
13	1	869150	1820020012	Best Damn Cream Soda 6/12B	0.75	3.00	1.00
30	1	908729	1820000964	Natural Ice 12/12C	2.00	4.00	2.00
31	1	636227	8769200127	Samuel Adams Rebel IPA 6/12B	0.75	3.00	1.00
32	1	720233	75452700613	New Belgium Citradelic TangrnIPA 6/12C	1.00	4.00	1.00
33	1	636547	86273700000	Montauk Driftwood Ale 6/12C	0.75	3.00	1.00
43	1	716843	86273700003	Montauk Session IPA 6/12C	0.75	3.00	1.00
44	1	86273...	86273700001	Montauk Arrowhead Irish Red 6/12C	0.75	3.00	1.00



SSNY 0542 GLEN COVE



50' COLD

PLANOGRAM BACKING TABLE

C:\Stop&Shop\New York\2020\SSNY 0542 GLEN COVE 177 FOREST AVE .PSA

Planogram: 542 Cold

45	1	773655	8769200269	Samuel Adams Rebel Rouser 6/12B	1.00	4.00	1.00
46	1	636228	8769200129	Samuel Adams Rebel IPA 12/12B	1.00	2.00	1.00
75	1	651473	7199009554	Blue Moon Brewmaster's Sampler 12/12B	1.00	2.00	1.00
76	1	941941	7199009532	Blue Moon Seasonal 6/12B	1.00	4.00	1.00
77	1	530441	1820017991	Shock Top Sampler 12/12B	1.50	3.00	1.00
104	1	506317	1820019991	Shock Top Seasonal 12/12B	1.50	3.00	1.00
105	1	642577	9200002000	Small Town Not Your Fathers RtBr 6/12B	0.75	3.00	1.00
106	1	636622	3410000342	Redd's Wicked Apple 12/10C	1.50	3.00	1.00
107	1	624501	1820022992	Ritas Lime-A-Rita Seasonal 12/8C	1.50	3.00	1.00
132	1	981748	3410098916	Henrys Hard Soda Orange Ale 6/12B	0.75	3.00	1.00
133	1	515383	3410051621	Henrys Hard Soda Grape 6/12B	0.75	3.00	1.00
134	1	686487	3410051623	Henrys Hard Sprkng Lemon Lime 6/12B	0.75	3.00	1.00
135	1	686486	3410051625	Henrys Hard Sprkng Passion Frt 6/12B	0.75	3.00	1.00
161	1	867541	8382012422	Guinness Nitro IPA 6/11C	1.50	6.00	2.00
162	1	906640	8382018194	Guinness Brewers Collection 12/11B	1.00	2.00	1.00
163	1	905130	7248002403	Schaefer 12/12C	1.00	2.00	1.00
164	1	567746	7289000647	Heineken Sampler 15/12C	0.50	1.00	1.00
165	1	903845	7199070028	Coors Light 12/12C SC	1.00	2.00	1.00
191	1	508688	3061300056	Brooklyn Seasonal 12/12C	1.00	2.00	1.00
192	1	534033	1820020188	Stella Artois Seasonal 12/11B	1.00	2.00	1.00
193	1	505905	78036980212	Shipyards Seasonal Ale 12/12B	1.00	2.00	1.00
218	1	502169	8769200492	Samuel Adams Sam 76 6/12B	0.75	3.00	1.00
219	1	945270	8769283103	Twisted Tea 12/12B	1.00	2.00	1.00
220	1	634568	8378322812	Sierra Nevada Seasonal 12/12B	1.00	2.00	1.00
221	1	636547	86273700002	Montauk Driftwood Ale 6/12C	0.75	3.00	1.00
250	1	726522	1820020069	Budweiser Reserve Series 6/12B	0.75	3.00	1.00
251	1	902386	3410051660	Henrys Hard Sprkng Variety Pack 12/12C SC	1.00	2.00	1.00
252	1	523966	1820020180	Natural Light Sltzr CatalinaLmMx 12/12C	1.00	2.00	1.00
253	1	549378	1820020993	Ritas Straw-Ber-Rita 12/8C	1.00	2.00	1.00
279	1	965813	1820002992	O'Doul's Amber 6/12B	0.75	3.00	1.00
280	1	852891	73692011926	Goose Island So Lo 15/12C	0.50	1.00	1.00
281	1	911333	1820020079	Bud Light Orange 6/12B	0.75	3.00	1.00
282	1	922788	1820020140	Bud Light Lemon Tea 6/12B	0.75	3.00	1.00
283	1	813036	3061300058	Brooklyn Seasonal 12/12B	1.00	2.00	1.00
309	1	537609	85224700811	Montauk Seltzer Black Cherry 6/12C	999999...	3.00	1.00
310	1	537610	85224700812	Montauk Seltzer Mixed Berry 6/12C	999999...	3.00	1.00

Segment #13 : Shelf #2 DEPTH: 24 in WIDTH: 600 in DISTANCE FROM TOP OF BASE SHELF TO BOTTOM OF SHELF: 108.00 in

POS	# FAC	S&S ID	UPC	NAME	CASES	CAPACITY	UNITS HIGH
5	1	936455	9999900040	Flex 1/12B	41.63	9.00	1.00
6	1	504559	85998900520	Greenport Harbor Summerl 6/12C	2.25	3.00	1.00
7	1	908440	68174500210	Blue Point Shore Thing 18/12C	5.00	1.00	1.00
8	1	675665	68174500145	Blue Point Seasonal 18/12C	3.00	1.00	1.00
9	1	632439	68174511130	Blue Point Blueberry Ale 6/12C	2.75	3.00	1.00
25	1	984289	86907100026	Montauk Seasonal 6/12C	2.25	3.00	1.00
26	1	930898	85998900522	Greenport Harbor Seasonal 6/12C	2.25	3.00	1.00
27	1	636544	86273700006	Montauk Summer Ale 6/12C	2.25	3.00	1.00
28	1	713472	68174511102	Blue Point Hoptical Illusion 6/12B	1.75	3.00	1.00
29	1	937126	85998900516	Greenport Harbor Otherside IPA 6/12B	2.25	3.00	1.00
38	1	833718	86907100027	Montauk Wave Chaser IPA 6/12C	2.25	3.00	1.00



SSNY 0542 GLEN COVE



50' COLD

PLANOGRAM BACKING TABLE

C:\Stop&Shop\New York\2020\SSNY 0542 GLEN COVE 177 FOREST AVE .PSA

Planogram: 542 Cold

39	1	653855	85114900415	Long Ireland Seasonal 6/12B	2.25	3.00	1.00
40	1	716843	86273700007	Montauk Session IPA 6/12C	2.25	3.00	1.00
41	1	675685	68174500134	Blue Point Toasted Lager 18/12C	5.00	1.00	1.00
42	1	777534	85114900424	Long Ireland Celtic Ale 6/12C	2.25	3.00	1.00
71	1	519633	85224700805	Montauk Juicy IPA 4/16C	999999...	4.00	1.00
72	1	517504	88715100418	Coney Island Merman IPA 6/12B	1.75	3.00	1.00
73	1	984300	3061300074	Brooklyn Variety Pack 12/12C	5.00	2.00	1.00
74	1	567411	86036700070	Sloop Super Soft 6/12C	2.25	3.00	1.00
99	1	937123	60940872979	Port Jeff Party Boat IPA 6/12C	2.25	3.00	1.00
100	1	606830	86036700072	Sloop Juice Bomb IPA 6/12C	2.25	3.00	1.00
101	1	636438	88715100094	Coney Island Mermaid Pilsner 6/12B	1.75	3.00	1.00
102	1	752348	85114800557	Great South Bay Seasonal 6/12C	2.25	3.00	1.00
103	1	798135	85114800561	Great South Bay Blonde Ambition 6/12C	2.25	3.00	1.00
128	1	554766	85663200428	Bronx Variety 12/12C	3.00	2.00	1.00
129	1	971937	0946808164	Saranac Adirondack Trail Mix 12/12B	2.00	2.00	1.00
130	1	701417	73079248864	Barrier Money 4/16C	1.33	4.00	1.00
131	1	798134	85114800555	Great South Bay Blood Orange 6/12C	2.25	3.00	1.00
156	1	567492	86000265722	Sixpoint Higher Volume Variety 15/12C	999999...	1.00	1.00
157	1	657162	81601402080	Southern Tier Variety 15/12C	1.50	1.00	1.00
158	1	647042	85375900012	Southern Tier IPA 6/12B	1.75	3.00	1.00
159	1	904652	64944000065	Ommegang Witte 6/12B	1.75	3.00	1.00
160	1	662736	85909300246	SixPoint Resin 6/12C	2.25	3.00	1.00
187	1	961362	4182700712	Harpoon IPA 12/12B	2.00	2.00	1.00
188	1	913546	8769200687	Samuel Adams New England IPA 6/12C	2.75	3.00	1.00
189	1	902700	8769210012	Samuel Adams Boston Lgr 6/12B	1.75	3.00	1.00
190	1	950147	4182700012	Harpoon Mix Pack 12/12B	2.00	2.00	1.00
214	1	908730	8769227102	Samuel Adams Cherry Wht 6/12B	1.75	3.00	1.00
215	1	504148	60367510177	Allagash White 4/16C	1.33	4.00	1.00
216	1	506287	8769200037	Samuel Adams Seasonal Select 12/12B	2.00	2.00	1.00
217	1	952182	4182700146	Harpoon Seasonal 6/12B	1.75	3.00	1.00
245	1	565848	73692011118	Goose Island Seasonal 6/12C	2.25	3.00	1.00
246	1	549415	73692011139	Goose Island Flight Pack 15/12C	1.50	1.00	1.00
247	1	824352	73692011651	Goose Island India Pale Ale 15/12C	4.50	1.00	1.00
248	1	541941	74052210083	Bell's Two Hearted Ale 6/12B	1.75	3.00	1.00
249	1	537445	64286015064	Founders Unraveled Juicy IPA 6/12C	2.25	3.00	1.00
274	1	827166	64286090005	Founders Centennial IPA 15/12C	1.50	1.00	1.00
275	1	549428	3410051605	Leinenkugel Seasonal Shandy 6/12B	1.75	3.00	1.00
276	1	902387	64286015024	Founders All Day IPA 6/12C	2.25	3.00	1.00
277	1	549421	8857333101	Shiner Bock 6/12B	1.75	3.00	1.00
278	1	684002	75452700066	New Belgium VooDoo Ranger IPA 6/12B	1.75	3.00	1.00
305	1	683999	75452700024	New Belgium Fat Tire Amber Ale 12/12B	3.00	2.00	1.00
306	1	557107	63848900312	Dogfish Head 90 Min Imp IPA 6/12B	1.75	3.00	1.00
307	1	531194	75452701070	New Belgium Voodoo Variety 12/12C	3.00	2.00	1.00
308	1	545607	63848900029	Dogfish Head 60 Minute IPA 6/12B	1.75	3.00	1.00
330	1	755244	78624311990	Flying Dog Raging Btch Belgn Ale 6/12B	1.75	3.00	1.00
331	1	571319	75452700421	New Belgium Voodoo Ranger ImpIPA 6/12B	1.75	3.00	1.00
332	1	817333	63848900193	Dogfish Head SeaQuenchAle 6/12C	2.25	3.00	1.00
333	1	600613	78624356000	Flying Dog Double Dog Dbl IPA 6/12B	1.75	3.00	1.00
352	1	537585	7199009592	Blue Moon Light Sky 12/12C SC	2.50	2.00	1.00
353	1	960316	89785300293	Cigar City Jai-Alai IPA 6/12C	2.25	3.00	1.00
354	1	636462	79603061493	Kona Island Hopper Variety 12/12B	3.00	2.00	1.00
355	1	927627	79603082496	Kona Big Wave Golden Ale 12/12C	3.00	2.00	1.00



SSNY 0542 GLEN COVE



50' COLD

PLANOGRAM BACKING TABLE

C:\Stop&Shop\New York\2020\SSNY 0542 GLEN COVE 177 FOREST AVE .PSA

Planogram: 542 Cold

375	1	571368	67243800024	Ballast Point Sculpin IPA 6/12B	1.75	3.00	1.00
376	1	580986	81994200003	Oskar Blues Dale's Pale Ale 6/12C	2.25	3.00	1.00
377	1	982195	8378337512	Sierra Nevada Pale Ale 12/12B	3.00	2.00	1.00
378	1	913548	8378353111	Sierra Nevada Hazy Little Thing 12/12C	3.00	2.00	1.00
379	1	777922	79603031499	Kona Aloha Series 6/12C	2.25	3.00	1.00
397	1	944158	67243800068	Ballast Point Grapefruit Sculpin 6/12B	1.75	3.00	1.00
398	1	565535	85961200103	21st Brew Free or Die IPA 6/12C	2.25	3.00	1.00
399	1	922809	85961200113	21st Variety Pack 12/12C	3.00	2.00	1.00
400	1	931517	8378322822	Sierra Nevada Seasonal 6/12B	1.75	3.00	1.00
419	1	902377	8378311010	Sierra Nevada Hazy Little Thing 6/12C	2.75	3.00	1.00
420	1	944094	85961200131	21st Brew Free or Die BldOrg IPA 6/12C	2.25	3.00	1.00
421	1	580992	72383000009	Lagunitas IPA 6/12B	1.75	3.00	1.00
422	1	537475	72383001406	Lagunitas A Little Sumpin Sumpin 6/12C	2.25	3.00	1.00
423	1	720106	60275500610	Firestone Union Jack IPA 6/12C	2.25	3.00	1.00
442	1	537436	63625174335	Stone IPA 6/12C	2.25	3.00	1.00
443	1	512319	63625174354	Stone Delicious IPA 6/12C	2.25	3.00	1.00
444	1	927613	60275500949	Firestone Mind Haze 6/12C	2.25	3.00	1.00
445	1	603066	8769283134	Twisted Tea 12/12C	3.00	2.00	1.00
461	1	963992	8769275102	Twisted Tea Half & Half 6/12B	1.75	3.00	1.00
462	1	581214	61300874833	Arnold Palmer Spiked Half & Half 6/12C	2.25	3.00	1.00
463	1	748707	8769283231	Twisted Tea 1/24C	2.00	8.00	1.00
464	1	939973	8769200378	Twisted Tea Mix Pack 12/12C	3.00	2.00	1.00
465	1	749215	8769275231	Twisted Tea Half & Half 1/24C	2.00	8.00	1.00
466	1	520244	8043280290	Seagram's Escapes Variety Pack 12/11B	3.00	2.00	1.00
486	1	506226	81582901006	Cayman Jack Margarita 6/11B	1.50	2.00	1.00
487	1	817339	63598524583	Mikes HARDER Lemonade 1/23.5C	2.00	8.00	1.00
488	1	921164	63598560611	Mikes Hard Cranberry Lemonade 6/11B	1.75	3.00	1.00
489	1	867544	8769200310	Angry Orchard Stone Dry 6/12B	1.75	3.00	1.00
490	1	863258	8769200149	Angry Orchard Green Apple 6/12B	1.75	3.00	1.00
509	1	636382	8834510151	Strongbow Gold Hard Cider 6/11B	2.00	3.00	1.00
510	1	927575	85860400506	Austin Eastciders Dry Cider 6/12C	2.25	3.00	1.00
511	1	778259	1820024001	Stella Artois Cidre 6/12B	1.75	3.00	1.00
512	1	517512	8769200660	Angry Orchard Rose 6/12B	1.75	3.00	1.00
513	1	798352	64499613688	Wolffer No 139 Dry Rose Cider 4/12B	1.33	4.00	1.00
528	1	537395	1820020208	Bud Light Seltzer Variety Pack 12/12C SC	4.00	2.00	1.00
529	1	512378	1820020179	Natural Light Sltzr Variety 12/12C	3.00	2.00	1.00
530	1	537449	8769200991	Truly Spiked Spklg Lemonade Vrtly 12/12C SC	2.50	2.00	1.00
531	1	512329	8769200965	Truly Spiked Spklg Pineapple 6/12C	2.25	3.00	1.00
547	1	929081	8769200792	Truly Spiked Spklg Bluebery Acai 6/12C	2.25	3.00	1.00
548	1	570317	1820020198	Social Club Variety Pack 12/12C SC	2.50	2.00	1.00
549	1	537611	85224700810	Montauk Seltzer Variety 12/12C SC	999999...	2.00	1.00
550	1	917657	8769200804	Truly Spiked Spklg Tropical Vrtly 12/12C SC	2.50	2.00	1.00
565	1	567454	79603082431	Kona Island Seltzer Variety 12/12C	3.00	2.00	1.00
566	1	807564	81760601020	Captain Lawrence IPA 6/12B	2.75	3.00	1.00

Segment #13 : Shelf #1 DEPTH: 24 in WIDTH: 600 in DISTANCE FROM TOP OF BASE SHELF TO BOTTOM OF SHELF: 121.00 in

POS	# FAC	S&S ID	UPC	NAME	CASES	CAPACITY	UNITS HIGH
1	1	982681	8769200417	Truly Spiked Spklg Colima Lime 6/12C	2.25	3.00	1.00
2	1	536757	63598580006	White Claw Variety Pk2 HrdSeltzr 12/12C SC	10.00	2.00	1.00
3	1	583632	63598526089	White Claw Blk Cherry HrdSeltzr 12/12C SC	4.00	2.00	1.00



SSNY 0542 GLEN COVE



50' COLD

PLANOGRAM BACKING TABLE

C:\Stop&Shop\New York\2020\SSNY 0542 GLEN COVE 177 FOREST AVE .PSA

Planogram: 542 Cold

4	1	929082	63598526066	White Claw Raspberry HrdSeltzer 6/12C	2.25	3.00	1.00
20	1	591898	8769200678	Truly Spiked Spklg Wild Berry 6/12C	2.25	3.00	1.00
21	1	991881	8066095680	Corona Extra 18/12B	5.00	1.00	1.00
22	1	591899	8769200686	Truly Spiked Spklg Berry Variety 12/12C SC	2.50	2.00	1.00
23	1	777538	63598520025	White Claw Blk Cherry HrdSeltzer 6/12C	2.25	3.00	1.00
24	1	512320	8769200951	Truly Spiked Spklg Wild Berry 1/24C	2.00	8.00	1.00
34	1	512356	63598510033	White Claw Mango HrdSeltzer 12/12C SC	2.50	2.00	1.00
35	1	906584	8200078142	Smirnoff Spk Seltzer Mixed Pack 12/12C SC	2.50	2.00	1.00
36	1	614589	63598526087	White Claw Mango HrdSeltzer 6/12C	2.25	3.00	1.00
37	1	512321	8769200970	Truly Spiked Spklg Pineapple 1/24C	2.00	8.00	1.00
66	1	906654	6359854890	White Claw Variety Pk HrdSeltzer 12/12C SC	10.00	2.00	1.00
67	1	537455	3410001232	Vizzy Seltzer Variety Pack 12/12C SC	2.50	2.00	1.00
68	1	556035	63598500019	White Claw 70 Clementine 6/12C	2.25	3.00	1.00
69	1	618976	63598526038	White Claw Blk Cherry HrdSeltzer 1/19C	1.13	9.00	1.00
70	1	556034	63598500021	White Claw 70 Pineapple 6/12C	2.25	3.00	1.00
95	1	502999	4182770112	Arctic Summer Variety Seltzer 12/12C SC	2.50	2.00	1.00
96	1	512203	63598526039	White Claw Mango HrdSeltzer 1/19C	2.25	9.00	1.00
97	1	531196	85231300483	Press Seltzer Variety Pack 12/12C SC	2.50	2.00	1.00
98	1	927600	3410051681	Cape Line Variety Pack 12/12C SC	2.50	2.00	1.00
124	1	913432	3354400013	Corona Refresca Variety Pack 12/12C SC	2.50	2.00	1.00
125	1	537593	3354400043	Corona Seltzer Variety Pack 12/12C	5.50	2.00	1.00
126	1	502942	85531000806	Crook & Marker Zero Sameness 8/12C	1.67	2.00	1.00
127	1	983780	78615000146	Hoegaarden 6/11B	1.75	3.00	1.00
152	1	788374	78615000149	Stella Artois 18/11B	5.00	1.00	1.00
153	1	505311	75224514150	Weihenstephaner Hefeweissbier 6/12B	1.75	3.00	1.00
154	1	928606	8205410454	Warsteiner 6/11B	1.75	3.00	1.00
155	1	777931	78615000016	Stella Artois 12/11C	3.00	2.00	1.00
182	1	679226	4257204006	Schofferhofer Grapefrt Hefewzn 6/11B	1.75	3.00	1.00
183	1	567707	78615000222	Stella Artois 6/7B	2.00	3.00	1.00
184	1	929063	4257205006	Radeberger Pilsner 6/11B	1.75	3.00	1.00
185	1	616147	2050700011	Bitburger Pilsner 4/17C	1.33	4.00	1.00
186	1	906797	8248812345	Becks 6/12B	1.75	3.00	1.00
210	1	748187	8760010115	Carlsberg 4/17C	1.33	4.00	1.00
211	1	921546	7231163001	Pilsner Urquell 6/12B	1.75	3.00	1.00
212	1	647122	8370601415	Duvel Belgian Ale 4/11B	1.33	4.00	1.00
213	1	845511	18195400004	Peroni Nastro Azzuro 12/12B	2.00	2.00	1.00
241	1	511477	7289000152	Heineken 18/12B	5.00	1.00	1.00
242	1	934048	8834510005	Newcastle Brown Ale 6/12B	1.75	3.00	1.00
243	1	506093	8382007152	Smithwicks Irish Ale 6/12B	1.75	3.00	1.00
244	1	946134	8382012368	Guinness Draught 8/15C	3.33	2.00	1.00
270	1	991882	8066095623	Corona Light 18/12B	4.00	1.00	1.00
271	1	939304	8382010403	Guinness Draught 12/11B	2.50	2.00	1.00
272	1	504196	3354495042	Corona Premier 12/12B	3.50	2.00	1.00
273	1	647005	8066095695	Corona Extra 12/12C	3.00	2.00	1.00
299	1	942153	7289000119	Heineken 1/24C	2.00	8.00	1.00
300	1	647128	78615000057	Stella Artois 1/22B	2.00	8.00	1.00
301	1	549023	7289000478	Heineken 1/22B	2.00	8.00	1.00
302	1	941648	8382023480	Guinness Extra Stout 1/22B	2.67	8.00	1.00
303	1	950093	7089718331	Fosters Premium Ale 1/25C	2.92	7.00	1.00
304	1	991891	8066095408	Coronita Extra 24/7B	5.00	1.00	1.00
327	1	990892	8066095641	Corona Extra 1/24B	2.33	7.00	1.00
328	1	966763	3354495027	Modelo 18/12B	3.00	1.00	1.00



SSNY 0542 GLEN COVE



50' COLD

PLANOGRAM BACKING TABLE

C:\Stop&Shop\New York\2020\SSNY 0542 GLEN COVE 177 FOREST AVE .PSA

Planogram: 542 Cold

329	1	531177	3354400021	Modelo Modelito 24/7B	3.00	1.00	1.00
348	1	558614	8066095715	Modelo 12/12C	4.00	2.00	1.00
349	1	916123	71905700156	Presidente 12/12B	2.50	2.00	1.00
350	1	500443	8066095765	Modelo 6/12B	1.50	2.00	1.00
351	1	932785	8382056793	Red Stripe 6/12B	1.50	2.00	1.00
370	1	920982	71905700131	Presidente 6/12B	1.75	3.00	1.00
371	1	945846	7231163021	Sol 6/12B	1.75	3.00	1.00
372	1	511492	8982690033	Tecate 12/12C	3.00	2.00	1.00
373	1	647050	1820012998	Land Shark Lager 12/12B	3.00	2.00	1.00
374	1	781738	1820020082	Michelob Ultra Pure Gold 6/12B	1.75	3.00	1.00
394	1	696892	1820020083	Michelob Ultra Pure Gold 12/12B	2.00	2.00	1.00
395	1	928146	1820006991	Michelob Ultra 12/12C SC	2.50	2.00	1.00
396	1	651316	1820014991	Bud Light Lime 6/12B	1.75	3.00	1.00
415	1	537875	1820020210	Bud Light Peels Variety 12/12C SC	2.50	2.00	1.00
416	1	571900	1820018992	Bud Light Platinum 12/12B	2.00	2.00	1.00
417	1	537453	85777500729	Saint Archer Gold 12/12C SC	2.50	2.00	1.00
418	1	941763	8992427898	Yuengling Traditional Lager 12/12C	5.50	2.00	1.00
438	1	941761	8992423040	Yuengling Light Lager 12/12B	2.00	2.00	1.00
439	1	941768	8992429386	Yuengling Black & Tan 12/12B	2.00	2.00	1.00
440	1	500485	8992488007	Yuengling Traditional Lager 24/12C	5.00	1.00	1.00
441	1	941769	8992495432	Yuengling Black & Tan 6/12B	1.75	3.00	1.00
457	1	536738	8992477013	Yuengling Flight 12/12B	2.50	2.00	1.00
458	1	829980	8992433125	Yuengling Golden Pilsner 12/12B	2.50	2.00	1.00
459	1	500593	3410057306	Miller Lite 24/12C	5.00	1.00	1.00
460	1	902474	3410057505	Miller Lite 6/12B	2.75	3.00	1.00
482	1	912853	3410057636	Miller Lite 12/12C	3.00	2.00	1.00
483	1	982484	3410057256	Miller Lite 18/12B	3.00	1.00	1.00
484	1	951585	7199010020	Coors 18/12C	5.00	1.00	1.00
485	1	500603	7199010071	Coors 1/24C	3.33	8.00	1.00
503	1	600455	7199017028	Coors 6/12B	1.50	2.00	1.00
504	1	531126	1820020201	Budweiser Nitro Reserve Gold 12/12C	3.00	2.00	1.00
505	1	924891	7199048024	Keystone Light 1/24C	2.00	8.00	1.00
506	1	624493	1820025013	Natty Daddy 1/25C	1.60	8.00	1.00
507	1	519624	7289000620	Heineken 0.0 6/12C	2.50	2.00	1.00
508	1	556042	1820020038	Budweiser Zero 12/12C	3.00	2.00	1.00
523	1	747473	1820020077	Natural Light 15/12C	4.50	1.00	1.00
524	1	953563	2210000074	Pabst 6/16C	1.75	3.00	1.00
525	1	504168	1820028443	Natural Ice 15/12C	4.50	1.00	1.00
526	1	686488	7199048045	Keystone Light 15/12C	1.50	1.00	1.00
527	1	924070	1820000784	O'Doul's 6/12B	1.75	3.00	1.00
543	1	623345	7289000621	Heineken 0.0 6/12B	1.75	3.00	1.00
544	1	603059	7213055001	Narragansett Lager 6/16C	1.75	3.00	1.00
545	1	919119	4257205715	Clausthaler NA 6/12B	1.75	3.00	1.00
546	1	938476	3410001505	Miller High Life 6/12B	1.75	3.00	1.00
562	1	932778	8248812700	Becks NA 6/12B	1.75	3.00	1.00
563	1	531127	85531000872	Crook & Marker Lemonade 8/12C	2.00	3.00	1.00
564	1	570872	74750160667	Barrier Shore Shaker DIPA 4/16C	1.33	4.00	1.00

Segment #3 : Shelf #5 DEPTH: 27 in WIDTH: 48 in DISTANCE FROM TOP OF BASE SHELF TO BOTTOM OF SHELF: 12.00 in

POS	# FAC	S&S ID	UPC	NAME	CASES	CAPACITY	UNITS HIGH
-----	-------	--------	-----	------	-------	----------	------------



SSNY 0542 GLEN COVE



50' COLD

PLANOGRAM BACKING TABLE

C:\Stop&Shop\New York\2020\SSNY 0542 GLEN COVE 177 FOREST AVE .PSA

Planogram: 542 Cold

63	1	908440	68174500210	Blue Point Shore Thing 18/12C	5.00	4.00	4.00
64	1	520248	68174521122	Blue Point Variety 12/12B	4.00	8.00	4.00
65	1	675685	68174500134	Blue Point Toasted Lager 18/12C	5.00	4.00	4.00
92	1	984300	3061300074	Brooklyn Variety Pack 12/12C	5.00	8.00	4.00
93	1	751861	3061300071	Brooklyn Variety Pack 12/12B	2.00	4.00	2.00
94	1	810173	7167007106	Saranac Twelve Beers 12/12B	2.00	4.00	2.00

Segment #3 : Shelf #4 DEPTH: 24 in WIDTH: 48 in DISTANCE FROM TOP OF BASE SHELF TO BOTTOM OF SHELF: 34.00 in

POS	#	FAC	S&S ID	UPC	NAME	CASES	CAPACITY	UNITS	HIGH
60	1		675665	68174500145	Blue Point Seasonal 18/12C	3.00	2.00		2.00
61	1		925202	68174511118	Blue Point Seasonal 6/12B	1.00	4.00		1.00
62	1		580990	68174511112	Blue Point Toasted Lager 6/12B	1.00	4.00		1.00
89	1		713240	3061300053	Brooklyn Seasonal 6/12B	1.00	4.00		1.00
90	1		966212	3061300001	Brooklyn Lager 6/12B	1.00	4.00		1.00
91	1		971937	0946808164	Saranac Adirondack Trail Mix 12/12B	2.00	2.00		1.00

Segment #3 : Shelf #3 DEPTH: 24 in WIDTH: 48 in DISTANCE FROM TOP OF BASE SHELF TO BOTTOM OF SHELF: 47.00 in

POS	#	FAC	S&S ID	UPC	NAME	CASES	CAPACITY	UNITS	HIGH
57	1		632439	68174511130	Blue Point Blueberry Ale 6/12C	2.75	8.00		2.00
58	1		713472	68174511102	Blue Point Hoptical Illusion 6/12B	1.75	4.00		1.00
59	1		554766	85663200428	Bronx Variety 12/12C	3.00	4.00		2.00
86	1		517504	88715100418	Coney Island Merman IPA 6/12B	1.75	4.00		1.00
87	1		636438	88715100094	Coney Island Mermaid Pilsner 6/12B	1.75	4.00		1.00
88	1		807564	81760601020	Captain Lawrence IPA 6/12B	2.75	4.00		1.00

Segment #3 : Shelf #2 DEPTH: 24 in WIDTH: 48 in DISTANCE FROM TOP OF BASE SHELF TO BOTTOM OF SHELF: 59.00 in

POS	#	FAC	S&S ID	UPC	NAME	CASES	CAPACITY	UNITS	HIGH
52	1		984289	86907100026	Montauk Seasonal 6/12C	2.25	6.00		2.00
53	1		636544	86273700006	Montauk Summer Ale 6/12C	2.25	6.00		2.00
54	1		833718	86907100027	Montauk Wave Chaser IPA 6/12C	2.25	6.00		2.00
55	1		716843	86273700007	Montauk Session IPA 6/12C	2.25	6.00		2.00
56	1		519633	85224700805	Montauk Juicy IPA 4/16C	999999...	4.00		1.00
82	1		937123	60940872979	Port Jeff Party Boat IPA 6/12C	2.25	6.00		2.00
83	1		752348	85114800557	Great South Bay Seasonal 6/12C	2.25	6.00		2.00
84	1		798135	85114800561	Great South Bay Blonde Ambition 6/12C	2.25	6.00		2.00
85	1		798134	85114800555	Great South Bay Blood Orange 6/12C	2.25	6.00		2.00

Segment #3 : Shelf #1 DEPTH: 24 in WIDTH: 48 in DISTANCE FROM TOP OF BASE SHELF TO BOTTOM OF SHELF: 71.00 in

POS	#	FAC	S&S ID	UPC	NAME	CASES	CAPACITY	UNITS	HIGH
47	1		504559	85998900520	Greenport Harbor Summerl 6/12C	2.25	6.00		2.00
48	1		930898	85998900522	Greenport Harbor Seasonal 6/12C	2.25	6.00		2.00
49	1		937126	85998900516	Greenport Harbor Otherside IPA 6/12B	2.25	6.00		2.00
50	1		653855	85114900415	Long Ireland Seasonal 6/12B	2.25	6.00		2.00
51	1		777534	85114900424	Long Ireland Celtic Ale 6/12C	2.25	6.00		2.00



SSNY 0542 GLEN COVE



50' COLD

PLANOGRAM BACKING TABLE

C:\Stop&Shop\New York\2020\SSNY 0542 GLEN COVE 177 FOREST AVE .PSA

Planogram: 542 Cold

78	1	567411	86036700070	Sloop Super Soft 6/12C	2.25	6.00	2.00
79	1	606830	86036700072	Sloop Juice Bomb IPA 6/12C	2.25	6.00	2.00
80	1	570872	74750160667	Barrier Shore Shaker DIPA 4/16C	1.33	4.00	1.00
81	1	701417	73079248864	Barrier Money 4/16C	1.33	4.00	1.00

Segment #5 : Shelf #5 DEPTH: 27 in WIDTH: 48 in DISTANCE FROM TOP OF BASE SHELF TO BOTTOM OF SHELF: 12.00 in

POS	# FAC	S&S ID	UPC	NAME	CASES	CAPACITY	UNITS HIGH
121	1	567492	86000265722	Sixpoint Higher Volume Variety 15/12C	999999...	8.00	4.00
122	1	958061	8769210014	Samuel Adams Boston Lgr 12/12B	2.00	4.00	2.00
123	1	960525	8769201103	Samuel Adams Seasonal 12/12B	2.00	4.00	2.00
149	1	936409	8769229103	Samuel Adams Ssnl Variety-Mix Pk 12/12B	2.00	4.00	2.00
150	1	824352	73692011651	Goose Island India Pale Ale 15/12C	4.50	8.00	4.00
151	1	662734	64286090024	Founders All Day IPA 15/12C	4.00	8.00	4.00

Segment #5 : Shelf #4 DEPTH: 24 in WIDTH: 48 in DISTANCE FROM TOP OF BASE SHELF TO BOTTOM OF SHELF: 34.00 in

POS	# FAC	S&S ID	UPC	NAME	CASES	CAPACITY	UNITS HIGH
118	1	657162	81601402080	Southern Tier Variety 15/12C	1.50	2.00	2.00
119	1	902700	8769210012	Samuel Adams Boston Lgr 6/12B	1.75	4.00	1.00
120	1	987836	8769230050	Samuel Adams Seasonal 6/12B	1.00	4.00	1.00
146	1	506287	8769200037	Samuel Adams Seasonal Select 12/12B	2.00	2.00	1.00
147	1	549415	73692011139	Goose Island Flight Pack 15/12C	1.50	2.00	2.00
148	1	827166	64286090005	Founders Centennial IPA 15/12C	1.50	2.00	2.00

Segment #5 : Shelf #3 DEPTH: 24 in WIDTH: 48 in DISTANCE FROM TOP OF BASE SHELF TO BOTTOM OF SHELF: 47.00 in

POS	# FAC	S&S ID	UPC	NAME	CASES	CAPACITY	UNITS HIGH
115	1	647042	85375900012	Southern Tier IPA 6/12B	1.75	4.00	1.00
116	1	913546	8769200687	Samuel Adams New England IPA 6/12C	2.75	8.00	2.00
117	1	908730	8769227102	Samuel Adams Cherry Wht 6/12B	1.75	4.00	1.00
142	1	565847	8769200004	Samuel Adams Seasonal Select 6/12B	1.00	4.00	1.00
143	1	565848	73692011118	Goose Island Seasonal 6/12C	2.25	6.00	2.00
144	1	537445	64286015064	Founders Unraveled Juicy IPA 6/12C	2.25	6.00	2.00
145	1	902387	64286015024	Founders All Day IPA 6/12C	2.25	6.00	2.00

Segment #5 : Shelf #2 DEPTH: 24 in WIDTH: 48 in DISTANCE FROM TOP OF BASE SHELF TO BOTTOM OF SHELF: 59.00 in

POS	# FAC	S&S ID	UPC	NAME	CASES	CAPACITY	UNITS HIGH
112	1	904652	64944000065	Ommegang Witte 6/12B	1.75	4.00	1.00
113	1	961362	4182700712	Harpoon IPA 12/12B	2.00	2.00	1.00
114	1	950147	4182700012	Harpoon Mix Pack 12/12B	2.00	2.00	1.00
139	1	952182	4182700146	Harpoon Seasonal 6/12B	1.75	4.00	1.00
140	1	565850	73692011132	Goose Island India Pale Ale 6/12B	1.00	4.00	1.00
141	1	549429	3410051607	Leinenkugel Seasonal Shandy 12/12B	1.00	2.00	1.00

Segment #5 : Shelf #1 DEPTH: 24 in WIDTH: 48 in DISTANCE FROM TOP OF BASE SHELF TO BOTTOM OF SHELF: 71.00 in



SSNY 0542 GLEN COVE



50' COLD

PLANOGRAM BACKING TABLE

C:\Stop&Shop\New York\2020\SSNY 0542 GLEN COVE 177 FOREST AVE .PSA

Planogram: 542 Cold

POS	# FAC	S&S ID	UPC	NAME	CASES	CAPACITY	UNITS HIGH
108	1	636563	85909300244	SixPoint The Crisp 6/12C	1.50	6.00	2.00
109	1	662736	85909300246	SixPoint Resin 6/12C	2.25	6.00	2.00
110	1	636565	85909300243	SixPoint Bengali 6/12C	1.50	6.00	2.00
111	1	504148	60367510177	Allagash White 4/16C	1.33	4.00	1.00
136	1	760663	63027946506	Victory Golden Monkey 6/12B	1.00	4.00	1.00
137	1	541941	74052210083	Bell's Two Hearted Ale 6/12B	1.75	4.00	1.00
138	1	549428	3410051605	Leinenkugel Seasonal Shandy 6/12B	1.75	4.00	1.00

Segment #7 : Shelf #5 DEPTH: 27 in WIDTH: 48 in DISTANCE FROM TOP OF BASE SHELF TO BOTTOM OF SHELF: 12.00 in

POS	# FAC	S&S ID	UPC	NAME	CASES	CAPACITY	UNITS HIGH
179	1	683999	75452700024	New Belgium Fat Tire Amber Ale 12/12B	3.00	4.00	2.00
180	1	598378	75452700201	New Belgium Variety Pack 12/12B	2.00	4.00	2.00
181	1	953443	7199009516	Blue Moon Belgian White Ale 12/12B	2.00	4.00	2.00
207	1	636462	79603061493	Kona Island Hopper Variety 12/12B	3.00	4.00	2.00
208	1	982195	8378337512	Sierra Nevada Pale Ale 12/12B	3.00	4.00	2.00
209	1	636328	8378316000	Sierra Nevada Variety Pack 12/12B	2.00	4.00	2.00

Segment #7 : Shelf #4 DEPTH: 24 in WIDTH: 48 in DISTANCE FROM TOP OF BASE SHELF TO BOTTOM OF SHELF: 34.00 in

POS	# FAC	S&S ID	UPC	NAME	CASES	CAPACITY	UNITS HIGH
176	1	547683	75452700022	New Belgium Fat Tire Amber Ale 6/12B	1.00	4.00	1.00
177	1	531194	75452701070	New Belgium Voodoo Variety 12/12C	3.00	4.00	2.00
178	1	957545	7199009511	Blue Moon Belgian White Ale 6/12B	1.00	4.00	1.00
204	1	927627	79603082496	Kona Big Wave Golden Ale 12/12C	3.00	4.00	2.00
205	1	923236	8378337521	Sierra Nevada Pale Ale 6/12B	1.00	4.00	1.00
206	1	931517	8378322822	Sierra Nevada Seasonal 6/12B	1.75	4.00	1.00

Segment #7 : Shelf #3 DEPTH: 24 in WIDTH: 48 in DISTANCE FROM TOP OF BASE SHELF TO BOTTOM OF SHELF: 47.00 in

POS	# FAC	S&S ID	UPC	NAME	CASES	CAPACITY	UNITS HIGH
173	1	684002	75452700066	New Belgium VooDoo Ranger IPA 6/12B	1.75	4.00	1.00
174	1	571319	75452700421	New Belgium Voodoo Ranger ImpIPA 6/12B	1.75	4.00	1.00
175	1	537585	7199009592	Blue Moon Light Sky 12/12C SC	2.50	3.00	1.00
201	1	506213	79603011496	Kona Big Wave Golden Ale 6/12B	1.00	4.00	1.00
202	1	913548	8378353111	Sierra Nevada Hazy Little Thing 12/12C	3.00	4.00	2.00
203	1	902377	8378311010	Sierra Nevada Hazy Little Thing 6/12C	2.75	8.00	2.00

Segment #7 : Shelf #2 DEPTH: 24 in WIDTH: 48 in DISTANCE FROM TOP OF BASE SHELF TO BOTTOM OF SHELF: 59.00 in

POS	# FAC	S&S ID	UPC	NAME	CASES	CAPACITY	UNITS HIGH
170	1	549421	8857333101	Shiner Bock 6/12B	1.75	4.00	1.00
171	1	755244	78624311990	Flying Dog Raging Btch Belgn Ale 6/12B	1.75	4.00	1.00
172	1	600613	78624356000	Flying Dog Double Dog Dbl IPA 6/12B	1.75	4.00	1.00
198	1	571368	67243800024	Ballast Point Sculpin IPA 6/12B	1.75	4.00	1.00
199	1	944158	67243800068	Ballast Point Grapefruit Sculpin 6/12B	1.75	4.00	1.00



SSNY 0542 GLEN COVE



50' COLD

PLANOGRAM BACKING TABLE

C:\Stop&Shop\New York\2020\SSNY 0542 GLEN COVE 177 FOREST AVE .PSA

Planogram: 542 Cold

200 1 922809 85961200113 21st Variety Pack 12/12C 3.00 4.00 2.00

Segment #7 : Shelf #1 DEPTH: 24 in WIDTH: 48 in DISTANCE FROM TOP OF BASE SHELF TO BOTTOM OF SHELF: 71.00 in

POS	# FAC	S&S ID	UPC	NAME	CASES	CAPACITY	UNITS HIGH
166	1	557107	63848900312	Dogfish Head 90 Min Imp IPA 6/12B	1.75	4.00	1.00
167	1	545607	63848900029	Dogfish Head 60 Minute IPA 6/12B	1.75	4.00	1.00
168	1	817333	63848900193	Dogfish Head SeaQuenchAle 6/12C	2.25	6.00	2.00
169	1	960316	89785300293	Cigar City Jai-Alai IPA 6/12C	2.25	6.00	2.00
194	1	580986	81994200003	Oskar Blues Dale's Pale Ale 6/12C	2.25	6.00	2.00
195	1	777922	79603031499	Kona Aloha Series 6/12C	2.25	6.00	2.00
196	1	565535	85961200103	21st Brew Free or Die IPA 6/12C	2.25	6.00	2.00
197	1	944094	85961200131	21st Brew Free or Die BldOrg IPA 6/12C	2.25	6.00	2.00

Segment #9 : Shelf #5 DEPTH: 27 in WIDTH: 48 in DISTANCE FROM TOP OF BASE SHELF TO BOTTOM OF SHELF: 12.00 in

POS	# FAC	S&S ID	UPC	NAME	CASES	CAPACITY	UNITS HIGH
237	1	624598	72383010009	Lagunitas IPA 12/12B	2.00	4.00	2.00
238	1	603066	8769283134	Twisted Tea 12/12C	3.00	4.00	2.00
239	1	939973	8769200378	Twisted Tea Mix Pack 12/12C	3.00	4.00	2.00
240	1	520244	8043280290	Seagram's Escapes Variety Pack 12/11B	3.00	4.00	2.00
267	1	613872	63598512998	Mikes Hard Variety Pack 12/11B	2.00	4.00	2.00
268	1	549416	8769200017	Angry Orchard Variety Pack 12/12B	2.00	4.00	2.00
269	1	506271	8769200033	Angry Orchard Crisp Apple 12/12B	2.00	4.00	2.00

Segment #9 : Shelf #4 DEPTH: 24 in WIDTH: 48 in DISTANCE FROM TOP OF BASE SHELF TO BOTTOM OF SHELF: 34.00 in

POS	# FAC	S&S ID	UPC	NAME	CASES	CAPACITY	UNITS HIGH
234	1	580992	72383000009	Lagunitas IPA 6/12B	1.75	4.00	1.00
235	1	911679	8769283102	Twisted Tea 6/12B	1.00	4.00	1.00
236	1	991880	63598506074	Mikes Hard Seasonal 6/11B	1.00	4.00	1.00
264	1	613873	63598506744	Mikes Hard Black Cherry Lemonade 6/11B	1.00	4.00	1.00
265	1	867544	8769200310	Angry Orchard Stone Dry 6/12B	1.75	4.00	1.00
266	1	547660	8769282102	Angry Orchard Crisp Apple 6/12B	1.00	4.00	1.00

Segment #9 : Shelf #3 DEPTH: 24 in WIDTH: 48 in DISTANCE FROM TOP OF BASE SHELF TO BOTTOM OF SHELF: 47.00 in

POS	# FAC	S&S ID	UPC	NAME	CASES	CAPACITY	UNITS HIGH
230	1	537475	72383001406	Lagunitas A Little Sumpin Sumpin 6/12C	2.25	6.00	2.00
231	1	565879	1820019987	Ritas Lime-A-Rita 12/8C	1.50	3.00	1.00
232	1	963992	8769275102	Twisted Tea Half & Half 6/12B	1.75	4.00	1.00
233	1	933082	63598510062	Mikes Hard Lemonade 6/11B	1.00	4.00	1.00
261	1	921164	63598560611	Mikes Hard Cranberry Lemonade 6/11B	1.75	4.00	1.00
262	1	863258	8769200149	Angry Orchard Green Apple 6/12B	1.75	4.00	1.00
263	1	517512	8769200660	Angry Orchard Rose 6/12B	1.75	4.00	1.00

Segment #9 : Shelf #2 DEPTH: 24 in WIDTH: 48 in DISTANCE FROM TOP OF BASE SHELF TO BOTTOM OF SHELF: 59.00 in



SSNY 0542 GLEN COVE



50' COLD

PLANOGRAM BACKING TABLE

C:\Stop&Shop\New York\2020\SSNY 0542 GLEN COVE 177 FOREST AVE .PSA

Planogram: 542 Cold

POS	# FAC	S&S ID	UPC	NAME	CASES	CAPACITY	UNITS HIGH
226	1	537436	63625174335	Stone IPA 6/12C	2.25	6.00	2.00
227	1	512319	63625174354	Stone Delicious IPA 6/12C	2.25	6.00	2.00
228	1	581214	61300874833	Arnold Palmer Spiked Half & Half 6/12C	2.25	6.00	2.00
229	1	506226	81582901006	Cayman Jack Margarita 6/11B	1.50	4.00	1.00
258	1	918455	8200072385	Smirnoff Ice 6/11B	1.00	4.00	1.00
259	1	636382	8834510151	Strongbow Gold Hard Cider 6/11B	2.00	5.00	1.00
260	1	778259	1820024001	Stella Artois Cidre 6/12B	1.75	4.00	1.00

Segment #9 : Shelf #1 DEPTH: 24 in WIDTH: 48 in DISTANCE FROM TOP OF BASE SHELF TO BOTTOM OF SHELF: 71.00 in

POS	# FAC	S&S ID	UPC	NAME	CASES	CAPACITY	UNITS HIGH
222	1	720106	60275500610	Firestone Union Jack IPA 6/12C	2.25	6.00	2.00
223	1	927613	60275500949	Firestone Mind Haze 6/12C	2.25	6.00	2.00
224	2	748707	8769283231	Twisted Tea 1/24C	2.00	16.00	1.00
225	2	749215	8769275231	Twisted Tea Half & Half 1/24C	2.00	16.00	1.00
254	2	817339	63598524583	Mikes HARDER Lemonade 1/23.5C	2.00	16.00	1.00
255	1	549028	3410008716	Redd's Apple Ale 6/12B	1.00	4.00	1.00
256	1	927575	85860400506	Austin Eastciders Dry Cider 6/12C	2.25	6.00	2.00
257	1	798352	64499613688	Wolffer No 139 Dry Rose Cider 4/12B	1.33	4.00	1.00

Segment #11 : Shelf #5 DEPTH: 27 in WIDTH: 48 in DISTANCE FROM TOP OF BASE SHELF TO BOTTOM OF SHELF: 12.00 in

POS	# FAC	S&S ID	UPC	NAME	CASES	CAPACITY	UNITS HIGH
297	1	537395	1820020208	Bud Light Seltzer Variety Pack 12/12C SC	4.00	6.00	3.00
298	1	537611	85224700810	Montauk Seltzer Variety 12/12C SC	999999...	9.00	3.00
325	3	536757	63598580006	White Claw Variety Pk2 HrdSeltzr 12/12C SC	10.00	18.00	3.00
326	2	906654	63598554890	White Claw Variety Pk HrdSeltzer 12/12C SC	10.00	12.00	3.00

Segment #11 : Shelf #4 DEPTH: 24 in WIDTH: 48 in DISTANCE FROM TOP OF BASE SHELF TO BOTTOM OF SHELF: 34.00 in

POS	# FAC	S&S ID	UPC	NAME	CASES	CAPACITY	UNITS HIGH
294	1	950646	85389700227	Bon & Viv SS Variety Pack 12/12C SC	1.50	3.00	1.00
295	1	570317	1820020198	Social Club Variety Pack 12/12C SC	2.50	3.00	1.00
296	2	583632	63598526089	White Claw Blk Cherry HrdSeltzer 12/12C SC	4.00	6.00	1.00
323	1	512356	63598510033	White Claw Mango HrdSeltzer 12/12C SC	2.50	3.00	1.00
324	2	906654	63598554890	White Claw Variety Pk HrdSeltzer 12/12C SC	10.00	6.00	1.00

Segment #11 : Shelf #3 DEPTH: 24 in WIDTH: 48 in DISTANCE FROM TOP OF BASE SHELF TO BOTTOM OF SHELF: 47.00 in

POS	# FAC	S&S ID	UPC	NAME	CASES	CAPACITY	UNITS HIGH
291	1	512378	1820020179	Natural Light Sltzr Variety 12/12C	3.00	4.00	2.00
292	1	567454	79603082431	Kona Island Seltzer Variety 12/12C	3.00	4.00	2.00
293	1	929082	63598526066	White Claw Raspberry HrdSeltzer 6/12C	2.25	6.00	2.00
319	1	777538	63598520025	White Claw Blk Cherry HrdSeltzer 6/12C	2.25	6.00	2.00
320	1	614589	63598526087	White Claw Mango HrdSeltzer 6/12C	2.25	6.00	2.00
321	1	556035	63598500019	White Claw 70 Clementine 6/12C	2.25	6.00	2.00



SSNY 0542 GLEN COVE



50' COLD

PLANOGRAM BACKING TABLE

C:\Stop&Shop\New York\2020\SSNY 0542 GLEN COVE 177 FOREST AVE .PSA

Planogram: 542 Cold

322 1 556034 63598500021 White Claw 70 Pineapple 6/12C 2.25 6.00 2.00

Segment #11 : Shelf #2 DEPTH: 24 in WIDTH: 48 in DISTANCE FROM TOP OF BASE SHELF TO BOTTOM OF SHELF: 59.00 in

POS	# FAC	S&S ID	UPC	NAME	CASES	CAPACITY	UNITS HIGH
288	1	537449	8769200991	Truly Spiked Spklg Lemonade Vrtly 12/12C SC	2.50	3.00	1.00
289	1	917657	8769200804	Truly Spiked Spklg Tropical Vrtly 12/12C SC	2.50	3.00	1.00
290	1	904603	8769200424	Truly Spiked Spklg Mix Pack 12/12C SC	1.50	3.00	1.00
315	1	591899	8769200686	Truly Spiked Spklg Berry Variety 12/12C SC	2.50	3.00	1.00
316	1	906584	8200078142	Smirnoff Spk Seltzer Mixed Pack 12/12C SC	2.50	3.00	1.00
317	1	537455	3410001232	Vizzy Seltzer Variety Pack 12/12C SC	2.50	3.00	1.00
318	1	502999	4182770112	Arctic Summer Variety Seltzer 12/12C SC	2.50	3.00	1.00

Segment #11 : Shelf #1 DEPTH: 24 in WIDTH: 48 in DISTANCE FROM TOP OF BASE SHELF TO BOTTOM OF SHELF: 71.00 in

POS	# FAC	S&S ID	UPC	NAME	CASES	CAPACITY	UNITS HIGH
284	1	512329	8769200965	Truly Spiked Spklg Pineapple 6/12C	2.25	6.00	2.00
285	1	929081	8769200792	Truly Spiked Spklg Blueberry Acai 6/12C	2.25	6.00	2.00
286	1	982681	8769200417	Truly Spiked Spklg Colima Lime 6/12C	2.25	6.00	2.00
287	1	591898	8769200678	Truly Spiked Spklg Wild Berry 6/12C	2.25	6.00	2.00
311	2	512320	8769200951	Truly Spiked Spklg Wild Berry 1/24C	2.00	16.00	1.00
312	2	512321	8769200970	Truly Spiked Spklg Pineapple 1/24C	2.00	16.00	1.00
313	2	618976	63598526038	White Claw Blk Cherry HrdSeltzer 1/19C	1.13	18.00	1.00
314	2	512203	63598526039	White Claw Mango HrdSeltzer 1/19C	2.25	18.00	1.00

Segment #13 : Shelf #8 DEPTH: 27 in WIDTH: 48 in DISTANCE FROM TOP OF BASE SHELF TO BOTTOM OF SHELF: 12.00 in

POS	# FAC	S&S ID	UPC	NAME	CASES	CAPACITY	UNITS HIGH
346	1	537593	3354400043	Corona Seltzer Variety Pack 12/12C	5.50	9.00	3.00
347	1	788374	78615000149	Stella Artois 18/11B	5.00	3.00	2.00
368	3	945607	78615000014	Stella Artois 12/11B	9.00	12.00	2.00
369	1	927164	7289000016	Heineken 12/12B	7.50	6.00	2.00

Segment #13 : Shelf #7 DEPTH: 24 in WIDTH: 48 in DISTANCE FROM TOP OF BASE SHELF TO BOTTOM OF SHELF: 34.00 in

POS	# FAC	S&S ID	UPC	NAME	CASES	CAPACITY	UNITS HIGH
344	1	913432	3354400013	Corona Refresca Variety Pack 12/12C SC	2.50	3.00	1.00
345	1	788374	78615000149	Stella Artois 18/11B	5.00	1.00	1.00
366	3	945607	78615000014	Stella Artois 12/11B	9.00	6.00	1.00
367	1	927164	7289000016	Heineken 12/12B	7.50	3.00	1.00

Segment #13 : Shelf #6 DEPTH: 24 in WIDTH: 48 in DISTANCE FROM TOP OF BASE SHELF TO BOTTOM OF SHELF: 47.00 in

POS	# FAC	S&S ID	UPC	NAME	CASES	CAPACITY	UNITS HIGH
341	1	927600	3410051681	Cape Line Variety Pack 12/12C SC	2.50	3.00	1.00
342	1	983780	78615000146	Hoegaarden 6/11B	1.75	4.00	1.00
343	1	777931	78615000016	Stella Artois 12/11C	3.00	4.00	1.00



SSNY 0542 GLEN COVE



50' COLD

PLANOGRAM BACKING TABLE

C:\Stop&Shop\New York\2020\SSNY 0542 GLEN COVE 177 FOREST AVE .PSA

Planogram: 542 Cold

363	1	567707	78615000222	Stella Artois 6/7B	2.00	5.00	1.00
364	2	918029	78615000001	Stella Artois 6/11B	1.50	6.00	1.00
365	1	921118	7289010016	Amstel Light 12/12B	1.50	3.00	1.00

Segment #13 : Shelf #5 DEPTH: 24 in WIDTH: 48 in DISTANCE FROM TOP OF BASE SHELF TO BOTTOM OF SHELF: 59.00 in

POS	# FAC	S&S ID	UPC	NAME	CASES	CAPACITY	UNITS HIGH
338	1	531196	85231300483	Press Seltzer Variety Pack 12/12C SC	2.50	3.00	1.00
339	1	505311	75224514150	Weihenstephaner Hefeweissbier 6/12B	1.75	4.00	1.00
340	1	923240	8248812300	Becks 12/12B	2.50	2.00	1.00
360	1	923240	8248812300	Becks 12/12B	2.50	3.00	1.00
361	1	906797	8248812345	Becks 6/12B	1.75	4.00	1.00
362	1	921546	7231163001	Pilsner Urquell 6/12B	1.75	4.00	1.00

Segment #13 : Shelf #4 DEPTH: 24 in WIDTH: 48 in DISTANCE FROM TOP OF BASE SHELF TO BOTTOM OF SHELF: 71.00 in

POS	# FAC	S&S ID	UPC	NAME	CASES	CAPACITY	UNITS HIGH
334	1	531127	85531000872	Crook & Marker Lemonade 8/12C	2.00	3.00	1.00
335	1	502942	85531000806	Crook & Marker Zero Sameness 8/12C	1.67	3.00	1.00
336	1	928606	8205410454	Warsteiner 6/11B	1.75	4.00	1.00
337	1	679226	4257204006	Schofferhofer Grapefrt Hefewzn 6/11B	1.75	4.00	1.00
356	1	929063	4257205006	Radeberger Pilsner 6/11B	1.75	4.00	1.00
357	1	616147	2050700011	Bitburger Pilsner 4/17C	1.33	4.00	1.00
358	1	748187	8760010115	Carlsberg 4/17C	1.33	4.00	1.00
359	1	647122	8370601415	Duvel Belgian Ale 4/11B	1.33	4.00	1.00

Segment #15 : Shelf #5 DEPTH: 27 in WIDTH: 48 in DISTANCE FROM TOP OF BASE SHELF TO BOTTOM OF SHELF: 12.00 in

POS	# FAC	S&S ID	UPC	NAME	CASES	CAPACITY	UNITS HIGH
391	1	927164	7289000016	Heineken 12/12B	7.50	4.00	2.00
392	1	511477	7289000152	Heineken 18/12B	5.00	3.00	2.00
393	1	926795	7289000159	Heineken Premium Light 12/12B	3.00	4.00	2.00
412	1	991882	8066095623	Corona Light 18/12B	4.00	3.00	2.00
413	1	923110	8066095675	Corona Light 12/12B	4.50	6.00	2.00
414	1	991881	8066095680	Corona Extra 18/12B	5.00	3.00	2.00

Segment #15 : Shelf #4 DEPTH: 24 in WIDTH: 48 in DISTANCE FROM TOP OF BASE SHELF TO BOTTOM OF SHELF: 34.00 in

POS	# FAC	S&S ID	UPC	NAME	CASES	CAPACITY	UNITS HIGH
388	1	927164	7289000016	Heineken 12/12B	7.50	2.00	1.00
389	1	511477	7289000152	Heineken 18/12B	5.00	1.00	1.00
390	1	926795	7289000159	Heineken Premium Light 12/12B	3.00	2.00	1.00
409	1	914952	8066095625	Corona Light 6/12B	1.00	4.00	1.00
410	1	923110	8066095675	Corona Light 12/12B	4.50	3.00	1.00
411	1	991881	8066095680	Corona Extra 18/12B	5.00	1.00	1.00

Segment #15 : Shelf #3 DEPTH: 24 in WIDTH: 48 in DISTANCE FROM TOP OF BASE SHELF TO BOTTOM OF SHELF: 47.00 in



SSNY 0542 GLEN COVE



50' COLD

PLANOGRAM BACKING TABLE

C:\Stop&Shop\New York\2020\SSNY 0542 GLEN COVE 177 FOREST AVE .PSA

Planogram: 542 Cold

POS	# FAC	S&S ID	UPC	NAME	CASES	CAPACITY	UNITS HIGH
385	1	912731	7289000020	Heineken 12/12C	2.00	4.00	2.00
386	1	905902	7289000011	Heineken 6/12B	1.00	4.00	1.00
387	1	926797	7289000158	Heineken Premium Light 6/12B	1.00	4.00	1.00
406	1	504196	3354495042	Corona Premier 12/12B	3.50	2.00	1.00
407	1	504196	3354495042	Corona Premier 12/12B	3.50	3.00	1.00
408	1	647005	8066095695	Corona Extra 12/12C	3.00	4.00	2.00

Segment #15 : Shelf #2 DEPTH: 24 in WIDTH: 48 in DISTANCE FROM TOP OF BASE SHELF TO BOTTOM OF SHELF: 59.00 in

POS	# FAC	S&S ID	UPC	NAME	CASES	CAPACITY	UNITS HIGH
382	1	845511	18195400004	Peroni Nastro Azzuro 12/12B	2.00	2.00	1.00
383	1	506093	8382007152	Smithwicks Irish Ale 6/12B	1.75	4.00	1.00
384	1	653853	8382018132	Guinness Blonde 6/12B	1.00	4.00	1.00
403	1	939304	8382010403	Guinness Draught 12/11B	2.50	3.00	1.00
404	1	869160	8382012393	Guinness Extra Stout 6/11B	1.25	5.00	1.00
405	1	944904	8382010401	Guinness Draught 6/11B	1.00	4.00	1.00

Segment #15 : Shelf #1 DEPTH: 24 in WIDTH: 48 in DISTANCE FROM TOP OF BASE SHELF TO BOTTOM OF SHELF: 71.00 in

POS	# FAC	S&S ID	UPC	NAME	CASES	CAPACITY	UNITS HIGH
380	1	636268	18195400002	Peroni Nastro Azzuro 6/12B	1.00	4.00	1.00
381	1	934048	8834510005	Newcastle Brown Ale 6/12B	1.75	4.00	1.00
401	2	946134	8382012368	Guinness Draught 8/15C	3.33	8.00	1.00
402	2	934885	8382012360	Guinness Draught 4/15C	1.33	8.00	1.00

Segment #17 : Shelf #5 DEPTH: 27 in WIDTH: 48 in DISTANCE FROM TOP OF BASE SHELF TO BOTTOM OF SHELF: 12.00 in

POS	# FAC	S&S ID	UPC	NAME	CASES	CAPACITY	UNITS HIGH
435	1	921681	8066095615	Corona Extra 12/12B	11.00	4.00	2.00
436	1	921681	8066095615	Corona Extra 12/12B	11.00	6.00	2.00
437	1	991891	8066095408	Coronita Extra 24/7B	5.00	4.00	2.00
455	1	966763	3354495027	Modelo 18/12B	3.00	2.00	2.00
456	1	990031	8066095757	Modelo 12/12B	3.00	6.00	2.00

Segment #17 : Shelf #4 DEPTH: 24 in WIDTH: 48 in DISTANCE FROM TOP OF BASE SHELF TO BOTTOM OF SHELF: 34.00 in

POS	# FAC	S&S ID	UPC	NAME	CASES	CAPACITY	UNITS HIGH
432	1	921681	8066095615	Corona Extra 12/12B	11.00	3.00	1.00
433	1	921681	8066095615	Corona Extra 12/12B	11.00	3.00	1.00
434	1	907195	8066095605	Corona Extra 6/12B	2.00	4.00	1.00
454	2	531177	3354400021	Modelo Modelito 24/7B	3.00	2.00	1.00

Segment #17 : Shelf #3 DEPTH: 24 in WIDTH: 48 in DISTANCE FROM TOP OF BASE SHELF TO BOTTOM OF SHELF: 47.00 in

POS	# FAC	S&S ID	UPC	NAME	CASES	CAPACITY	UNITS HIGH
-----	-------	--------	-----	------	-------	----------	------------



SSNY 0542 GLEN COVE



50' COLD

PLANOGRAM BACKING TABLE

C:\Stop&Shop\New York\2020\SSNY 0542 GLEN COVE 177 FOREST AVE .PSA

Planogram: 542 Cold

430	1	921681	8066095615	Corona Extra 12/12B	11.00	3.00	1.00
431	1	921681	8066095615	Corona Extra 12/12B	11.00	3.00	1.00
451	1	907195	8066095605	Corona Extra 6/12B	2.00	4.00	1.00
452	1	558614	8066095715	Modelo 12/12C	4.00	6.00	2.00
453	1	500443	8066095765	Modelo 6/12B	1.50	4.00	1.00

Segment #17 : Shelf #2 DEPTH: 24 in WIDTH: 48 in DISTANCE FROM TOP OF BASE SHELF TO BOTTOM OF SHELF: 59.00 in

POS	# FAC	S&S ID	UPC	NAME	CASES	CAPACITY	UNITS HIGH
427	2	647128	78615000057	Stella Artois 1/22B	2.00	16.00	1.00
428	2	549023	7289000478	Heineken 1/22B	2.00	16.00	1.00
429	3	941648	8382023480	Guinness Extra Stout 1/22B	2.67	24.00	1.00
448	3	990892	8066095641	Corona Extra 1/24B	2.33	21.00	1.00
449	1	916123	71905700156	Presidente 12/12B	2.50	3.00	1.00
450	1	920982	71905700131	Presidente 6/12B	1.75	4.00	1.00

Segment #17 : Shelf #1 DEPTH: 24 in WIDTH: 48 in DISTANCE FROM TOP OF BASE SHELF TO BOTTOM OF SHELF: 73.00 in

POS	# FAC	S&S ID	UPC	NAME	CASES	CAPACITY	UNITS HIGH
424	2	942153	7289000119	Heineken 1/24C	2.00	16.00	1.00
425	2	923035	8797502650	Sapporo Draft 1/22C	1.33	16.00	1.00
426	4	950093	7089718331	Fosters Premium Ale 1/25C	2.92	28.00	1.00
446	4	921524	7089701331	Fosters Lager 1/25C	2.33	28.00	1.00
447	1	932785	8382056793	Red Stripe 6/12B	1.50	4.00	1.00

Segment #19 : Shelf #5 DEPTH: 27 in WIDTH: 48 in DISTANCE FROM TOP OF BASE SHELF TO BOTTOM OF SHELF: 12.00 in

POS	# FAC	S&S ID	UPC	NAME	CASES	CAPACITY	UNITS HIGH
479	1	647050	1820012998	Land Shark Lager 12/12B	3.00	4.00	2.00
480	1	928147	1820096721	Michelob Ultra 18/12C SC	5.00	5.00	3.00
481	1	979653	1820005990	Michelob Ultra 12/12B	5.00	6.00	2.00
501	1	941763	8992427898	Yuengling Traditional Lager 12/12C	5.50	9.00	4.00
502	2	941764	8992427896	Yuengling Traditional Lager 12/12B	4.00	8.00	2.00

Segment #19 : Shelf #4 DEPTH: 24 in WIDTH: 48 in DISTANCE FROM TOP OF BASE SHELF TO BOTTOM OF SHELF: 34.00 in

POS	# FAC	S&S ID	UPC	NAME	CASES	CAPACITY	UNITS HIGH
476	1	634576	1820012982	Land Shark Lager 6/12B	1.00	4.00	1.00
477	1	928146	1820006991	Michelob Ultra 12/12C SC	2.50	3.00	1.00
478	2	979653	1820005990	Michelob Ultra 12/12B	5.00	4.00	1.00
500	1	500485	8992488007	Yuengling Traditional Lager 24/12C	5.00	4.00	2.00

Segment #19 : Shelf #3 DEPTH: 24 in WIDTH: 48 in DISTANCE FROM TOP OF BASE SHELF TO BOTTOM OF SHELF: 47.00 in

POS	# FAC	S&S ID	UPC	NAME	CASES	CAPACITY	UNITS HIGH
473	1	968424	7231123012	Dos Equis Lager 12/12B	1.00	2.00	1.00
474	1	979654	1820005989	Michelob Ultra 6/12B	1.00	4.00	1.00



SSNY 0542 GLEN COVE



50' COLD

PLANOGRAM BACKING TABLE

C:\Stop&Shop\New York\2020\SSNY 0542 GLEN COVE 177 FOREST AVE .PSA

Planogram: 542 Cold

475	1	537875	1820020210	Bud Light Peels Variety 12/12C SC	2.50	3.00	1.00
497	1	537453	85777500729	Saint Archer Gold 12/12C SC	2.50	3.00	1.00
498	1	941761	8992423040	Yuengling Light Lager 12/12B	2.00	2.00	1.00
499	1	829980	8992433125	Yuengling Golden Pilsner 12/12B	2.50	3.00	1.00

Segment #19 : Shelf #2 DEPTH: 24 in WIDTH: 48 in DISTANCE FROM TOP OF BASE SHELF TO BOTTOM OF SHELF: 59.00 in

POS	# FAC	S&S ID	UPC	NAME	CASES	CAPACITY	UNITS HIGH
470	1	511492	8982690033	Tecate 12/12C	3.00	4.00	2.00
471	1	696892	1820020083	Michelob Ultra Pure Gold 12/12B	2.00	2.00	1.00
472	1	647051	1820014990	Bud Light Lime 12/12B	1.00	2.00	1.00
494	1	571900	1820018992	Bud Light Platinum 12/12B	2.00	2.00	1.00
495	1	941768	8992429386	Yuengling Black & Tan 12/12B	2.00	2.00	1.00
496	1	536738	8992477013	Yuengling Flight 12/12B	2.50	3.00	1.00

Segment #19 : Shelf #1 DEPTH: 24 in WIDTH: 48 in DISTANCE FROM TOP OF BASE SHELF TO BOTTOM OF SHELF: 71.00 in

POS	# FAC	S&S ID	UPC	NAME	CASES	CAPACITY	UNITS HIGH
467	1	945846	7231163021	Sol 6/12B	1.75	4.00	1.00
468	1	781738	1820020082	Michelob Ultra Pure Gold 6/12B	1.75	4.00	1.00
469	1	651316	1820014991	Bud Light Lime 6/12B	1.75	4.00	1.00
491	1	683605	1820018993	Bud Light Platinum 6/12B	1.00	4.00	1.00
492	1	941769	8992495432	Yuengling Black & Tan 6/12B	1.75	4.00	1.00
493	1	941766	8992427891	Yuengling Traditional Lager 6/12B	1.00	4.00	1.00

Segment #21 : Shelf #5 DEPTH: 27 in WIDTH: 48 in DISTANCE FROM TOP OF BASE SHELF TO BOTTOM OF SHELF: 12.00 in

POS	# FAC	S&S ID	UPC	NAME	CASES	CAPACITY	UNITS HIGH
521	1	500593	3410057306	Miller Lite 24/12C	5.00	4.00	4.00
522	1	982484	3410057256	Miller Lite 18/12B	3.00	2.00	2.00
541	2	903844	7199031600	Coors Light 24/12C	12.00	12.00	1.00
542	1	907841	7199030078	Coors Light 18/12B	4.00	3.00	2.00

Segment #21 : Shelf #4 DEPTH: 24 in WIDTH: 48 in DISTANCE FROM TOP OF BASE SHELF TO BOTTOM OF SHELF: 34.00 in

POS	# FAC	S&S ID	UPC	NAME	CASES	CAPACITY	UNITS HIGH
520	2	964599	3410057340	Miller Lite 18/12C	4.00	4.00	2.00
538	1	951584	7199030017	Coors Light 18/12C	8.00	6.00	2.00
539	1	951584	7199030017	Coors Light 18/12C	8.00	2.00	2.00
540	1	907841	7199030078	Coors Light 18/12B	4.00	1.00	1.00

Segment #21 : Shelf #3 DEPTH: 24 in WIDTH: 48 in DISTANCE FROM TOP OF BASE SHELF TO BOTTOM OF SHELF: 47.00 in

POS	# FAC	S&S ID	UPC	NAME	CASES	CAPACITY	UNITS HIGH
518	1	929856	3410057509	Miller Lite 12/12B	3.00	2.00	1.00
519	1	912853	3410057636	Miller Lite 12/12C	3.00	4.00	2.00
536	2	903845	7199000048	Coors Light 12/12C	4.00	8.00	1.00



SSNY 0542 GLEN COVE



50' COLD

PLANOGRAM BACKING TABLE

C:\Stop&Shop\New York\2020\SSNY 0542 GLEN COVE 177 FOREST AVE .PSA

Planogram: 542 Cold

537 1 951585 7199010020 Coors 18/12C 5.00 4.00 1.00

Segment #21 : Shelf #2 DEPTH: 24 in WIDTH: 48 in DISTANCE FROM TOP OF BASE SHELF TO BOTTOM OF SHELF: 59.00 in

POS	# FAC	S&S ID	UPC	NAME	CASES	CAPACITY	UNITS HIGH
516	2	929856	3410057509	Miller Lite 12/12B	3.00	4.00	1.00
517	2	929400	7199030069	Coors Light 12/12B	2.00	4.00	1.00
534	1	903842	7199030005	Coors Light 6/12B	1.00	4.00	1.00
535	1	600455	7199017028	Coors 6/12B	1.50	4.00	1.00

Segment #21 : Shelf #1 DEPTH: 24 in WIDTH: 48 in DISTANCE FROM TOP OF BASE SHELF TO BOTTOM OF SHELF: 71.00 in

POS	# FAC	S&S ID	UPC	NAME	CASES	CAPACITY	UNITS HIGH
514	2	902474	3410057505	Miller Lite 6/12B	2.75	8.00	1.00
515	1	903843	7199000008	Coors Light 6/12C	2.00	8.00	2.00
532	4	971800	7199030065	Coors Light 1/24C	2.67	32.00	1.00
533	4	500603	7199010071	Coors 1/24C	3.33	32.00	1.00

Segment #23 : Shelf #5 DEPTH: 27 in WIDTH: 48 in DISTANCE FROM TOP OF BASE SHELF TO BOTTOM OF SHELF: 12.00 in

POS	# FAC	S&S ID	UPC	NAME	CASES	CAPACITY	UNITS HIGH
560	1	900746	1820053168	Bud Light 24/12C	12.00	8.00	4.00
561	1	989542	1820053308	Bud Light 18/12B	4.00	3.00	2.00
576	1	900745	1820011168	Budweiser 24/12C	12.00	8.00	4.00
577	1	989541	1820011308	Budweiser 18/12B	3.00	3.00	2.00

Segment #23 : Shelf #4 DEPTH: 24 in WIDTH: 48 in DISTANCE FROM TOP OF BASE SHELF TO BOTTOM OF SHELF: 34.00 in

POS	# FAC	S&S ID	UPC	NAME	CASES	CAPACITY	UNITS HIGH
558	1	900746	1820053168	Bud Light 24/12C	12.00	4.00	2.00
559	1	989542	1820053308	Bud Light 18/12B	4.00	1.00	1.00
574	1	900745	1820011168	Budweiser 24/12C	12.00	4.00	2.00
575	1	901053	1820011047	Budweiser 12/12C	2.00	4.00	2.00

Segment #23 : Shelf #3 DEPTH: 24 in WIDTH: 48 in DISTANCE FROM TOP OF BASE SHELF TO BOTTOM OF SHELF: 47.00 in

POS	# FAC	S&S ID	UPC	NAME	CASES	CAPACITY	UNITS HIGH
557	3	958702	1820053218	Bud Light 18/12C	6.00	6.00	2.00
572	1	958701	1820011218	Budweiser 18/12C	6.00	6.00	2.00
573	1	531126	1820020201	Budweiser Nitro Reserve Gold 12/12C	3.00	4.00	2.00

Segment #23 : Shelf #2 DEPTH: 24 in WIDTH: 48 in DISTANCE FROM TOP OF BASE SHELF TO BOTTOM OF SHELF: 59.00 in

POS	# FAC	S&S ID	UPC	NAME	CASES	CAPACITY	UNITS HIGH
555	1	900513	1820053047	Bud Light 12/12C	3.00	6.00	2.00
556	2	938355	1820000769	Bud Light 12/12B	2.00	4.00	1.00



SSNY 0542 GLEN COVE



50' COLD

PLANOGRAM BACKING TABLE

C:\Stop&Shop\New York\2020\SSNY 0542 GLEN COVE 177 FOREST AVE .PSA

Planogram: 542 Cold

570	2	928451	1820000771	Budweiser 12/12B	2.00	4.00	1.00
571	1	901649	1820000834	Budweiser 6/12B	1.00	4.00	1.00

Segment #23 : Shelf #1 DEPTH: 24 in WIDTH: 48 in DISTANCE FROM TOP OF BASE SHELF TO BOTTOM OF SHELF: 71.00 in

POS	# FAC	S&S ID	UPC	NAME	CASES	CAPACITY	UNITS HIGH
551	1	901640	1820000106	Bud Light 6/12C	1.50	6.00	2.00
552	2	624498	1820025001	Bud Light 1/25C	1.07	16.00	1.00
553	1	901642	1820000833	Bud Light 6/12B	1.00	4.00	1.00
554	1	901634	1820000016	Budweiser 6/12C	2.00	8.00	2.00
567	3	624496	1820025000	Budweiser 1/25C	1.60	24.00	1.00
568	2	924891	7199048024	Keystone Light 1/24C	2.00	16.00	1.00
569	2	624493	1820025013	Natty Daddy 1/25C	1.60	16.00	1.00

Segment #25 : Shelf #5 DEPTH: 27 in WIDTH: 24 in DISTANCE FROM TOP OF BASE SHELF TO BOTTOM OF SHELF: 12.00 in

POS	# FAC	S&S ID	UPC	NAME	CASES	CAPACITY	UNITS HIGH
590	1	747473	1820020077	Natural Light 15/12C	4.50	8.00	4.00
591	1	504168	1820028443	Natural Ice 15/12C	4.50	8.00	4.00
592	1	929853	3410001509	Miller High Life 12/12B	2.00	4.00	2.00

Segment #25 : Shelf #4 DEPTH: 24 in WIDTH: 24 in DISTANCE FROM TOP OF BASE SHELF TO BOTTOM OF SHELF: 34.00 in

POS	# FAC	S&S ID	UPC	NAME	CASES	CAPACITY	UNITS HIGH
587	1	920888	7143934450	Rolling Rock 12/12C	2.00	4.00	2.00
588	1	686488	7199048045	Keystone Light 15/12C	1.50	2.00	2.00
589	1	938476	3410001505	Miller High Life 6/12B	1.75	4.00	1.00

Segment #25 : Shelf #3 DEPTH: 24 in WIDTH: 24 in DISTANCE FROM TOP OF BASE SHELF TO BOTTOM OF SHELF: 47.00 in

POS	# FAC	S&S ID	UPC	NAME	CASES	CAPACITY	UNITS HIGH
584	1	953980	2210000170	Pabst 12/12C	2.00	4.00	2.00
585	1	953563	2210000074	Pabst 6/16C	1.75	4.00	1.00
586	1	603059	7213055001	Narragansett Lager 6/16C	1.75	4.00	1.00

Segment #25 : Shelf #2 DEPTH: 24 in WIDTH: 24 in DISTANCE FROM TOP OF BASE SHELF TO BOTTOM OF SHELF: 59.00 in

POS	# FAC	S&S ID	UPC	NAME	CASES	CAPACITY	UNITS HIGH
581	1	556042	1820020038	Budweiser Zero 12/12C	3.00	4.00	2.00
582	1	924070	1820000784	O'Doul's 6/12B	1.75	4.00	1.00
583	1	932778	8248812700	Becks NA 6/12B	1.75	4.00	1.00

Segment #25 : Shelf #1 DEPTH: 24 in WIDTH: 24 in DISTANCE FROM TOP OF BASE SHELF TO BOTTOM OF SHELF: 71.00 in

POS	# FAC	S&S ID	UPC	NAME	CASES	CAPACITY	UNITS HIGH
578	1	519624	7289000620	Heineken 0.0 6/12C	2.50	8.00	2.00



SSNY 0542 GLEN COVE



50' COLD

PLANOGRAM BACKING TABLE

C:\Stop&Shop\New York\2020\SSNY 0542 GLEN COVE 177 FOREST AVE .PSA

Planogram: 542 Cold

579	1	623345	7289000621	Heineken 0.0 6/12B	1.75	4.00	1.00
580	1	919119	4257205715	Clausthaler NA 6/12B	1.75	4.00	1.00

SKUs on Planogram: 352