



SSNY 0561 EAST ISLIP



56' Cold (2x28')






SSNY 0561 EAST ISLIP



56' Cold (2x28')





SSNY 0561 EAST ISLIP



56' Cold (2x28')

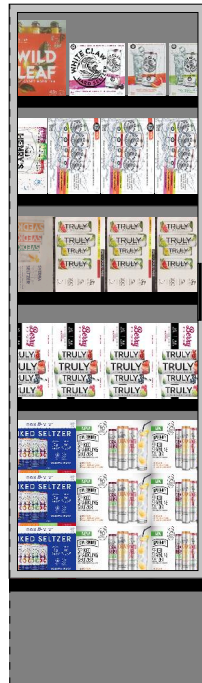





SSNY 0561 EAST ISLIP



56' Cold (2x28')





SSNY 0561 EAST ISLIP



56' Cold (2x28')

PLANOGRAM BACKING TABLE

C:\Stop&Shop\New York\2018\2018 Resets\Project ShoreWave 1\SSNY 0561 EAST ISLIP 2650 SUNRISE HWY .PSA

Planogram: 561 Cold

Segment #1 : Shelf #5 DEPTH: 24 in WIDTH: 48 in DISTANCE FROM TOP OF BASE SHELF TO BOTTOM OF SHELF: 11.50 in

POS	# FAC	S&S ID	UPC	NAME	CASES	CAPACITY	UNITS HIGH
28	1	504168	1820028443	Natural Ice 15/12C	2.50	4.00	4.00
29	1	747473	1820020077	Natural Light 15/12C	2.50	4.00	4.00
30	1	929853	3410001509	Miller High Life 12/12B	2.00	4.00	2.00
54	1	989541	1820011308	Budweiser 18/12B	3.00	2.00	2.00
55	1	900745	1820011168	Budweiser 24/12C	8.00	8.00	4.00

Segment #1 : Shelf #4 DEPTH: 24 in WIDTH: 48 in DISTANCE FROM TOP OF BASE SHELF TO BOTTOM OF SHELF: 33.50 in

POS	# FAC	S&S ID	UPC	NAME	CASES	CAPACITY	UNITS HIGH
25	1	798172	3410031344	Milwaukee's Best 15/12C	1.50	2.00	2.00
26	1	686488	7199048045	Keystone Light 15/12C	1.50	2.00	2.00
27	1	938476	3410001505	Miller High Life 6/12B	1.75	4.00	1.00
52	1	989541	1820011308	Budweiser 18/12B	3.00	1.00	1.00
53	1	958701	1820011218	Budweiser 18/12C	8.00	6.00	2.00

Segment #1 : Shelf #3 DEPTH: 24 in WIDTH: 48 in DISTANCE FROM TOP OF BASE SHELF TO BOTTOM OF SHELF: 46.50 in

POS	# FAC	S&S ID	UPC	NAME	CASES	CAPACITY	UNITS HIGH
22	1	905130	7248002403	Schaefer 12/12C	2.00	4.00	2.00
23	1	920888	7143934450	Rolling Rock 12/12C	2.00	4.00	2.00
24	1	618978	2210000412	Pabst Easy 12/12C	3.00	4.00	2.00
50	2	901053	1820011047	Budweiser 12/12C	4.00	8.00	2.00
51	1	958701	1820011218	Budweiser 18/12C	8.00	2.00	2.00

Segment #1 : Shelf #2 DEPTH: 24 in WIDTH: 48 in DISTANCE FROM TOP OF BASE SHELF TO BOTTOM OF SHELF: 58.50 in

POS	# FAC	S&S ID	UPC	NAME	CASES	CAPACITY	UNITS HIGH
19	1	965813	1820002992	O'Doul's Amber 6/12B	1.00	4.00	1.00
20	1	924070	1820000784	O'Doul's 6/12B	1.00	4.00	1.00
21	1	953980	2210000170	Pabst 12/12C	2.00	4.00	2.00
48	1	928451	1820000771	Budweiser 12/12B	3.50	3.00	1.00
49	2	928451	1820000771	Budweiser 12/12B	3.50	4.00	1.00

Segment #1 : Shelf #1 DEPTH: 24 in WIDTH: 48 in DISTANCE FROM TOP OF BASE SHELF TO BOTTOM OF SHELF: 70.50 in

POS	# FAC	S&S ID	UPC	NAME	CASES	CAPACITY	UNITS HIGH
16	1	919119	4257205715	Clausthaler NA 6/12B	1.75	4.00	1.00
17	1	623345	7289000621	Heineken 0.0 6/12B	1.75	4.00	1.00
18	1	953563	2210000074	Pabst 6/16C	1.75	4.00	1.00
45	1	901649	1820000834	Budweiser 6/12B	1.00	4.00	1.00
46	3	624496	1820025000	Budweiser 1/25C	1.60	24.00	1.00
47	1	901634	1820000016	Budweiser 6/12C	2.00	8.00	2.00



SSNY 0561 EAST ISLIP



56' Cold (2x28')

PLANOGRAM BACKING TABLE

C:\Stop&Shop\New York\2018\2018 Resets\Project ShoreWave 1\SSNY 0561 EAST ISLIP 2650 SUNRISE HWY .PSA

Planogram: 561 Cold

Segment #15 : Shelf #3 DEPTH: 24 in WIDTH: 678 in DISTANCE FROM TOP OF BASE SHELF TO BOTTOM OF SHELF: 95.00 in

POS	# FAC	S&S ID	UPC	NAME	CASES	CAPACITY	UNITS HIGH
11	1	908729	1820000964	Natural Ice 12/12C	1.00	2.00	1.00
12	1	928455	1820015047	Natural Light 12/12C	1.00	2.00	1.00
13	1	629352	1820020998	Bud Light 8/16AL	0.67	2.00	1.00
14	1	636299	63598525945	Mikes HARDER Lemonade 12/8C	1.00	2.00	1.00
15	1	636298	63598525948	Mikes HARDER Blk Cherry Lemonade 12/8C	1.00	2.00	1.00
40	1	807564	81760601020	Captain Lawrence IPA 6/12B	0.75	3.00	1.00
41	1	549166	8769200079	Angry Orchard Seasonal 6/12B	0.75	3.00	1.00
42	1	636227	8769200127	Samuel Adams Rebel IPA 6/12B	0.75	3.00	1.00
43	1	869118	8769200343	Samuel Adams Rebel Grapefruit IPA 6/12B	0.75	3.00	1.00
44	1	867541	8382012422	Guinness Nitro IPA 6/11C	0.75	3.00	1.00
64	1	686487	3410051623	Henrys Hard Sprkng Lemon Lime 6/12B	0.75	3.00	1.00
65	1	686486	3410051625	Henrys Hard Sprkng Passion Frt 6/12B	0.75	3.00	1.00
66	1	636547	86273700000	Montauk Driftwood Ale 6/12C	0.75	3.00	1.00
67	1	86273...	86273700001	Montauk Arrowhead Irish Red 6/12C	0.75	3.00	1.00
68	1	720233	75452700613	New Belgium Citradelic Tangrn IPA 6/12C	0.75	3.00	1.00
82	1	515383	3410051621	Henrys Hard Soda Grape 6/12B	0.75	3.00	1.00
83	1	906640	8382018194	Guinness Brewers Collection 12/11B	1.00	2.00	1.00
84	1	506317	1820019991	Shock Top Seasonal 12/12B	1.00	2.00	1.00
102	1	930902	85114800505	Great South Bay Massive IPA 6/12B	0.75	3.00	1.00
103	1	675664	73692011712	Goose Island Seasonal Sampler 15/12C	0.50	1.00	1.00

Segment #15 : Shelf #2 DEPTH: 24 in WIDTH: 678 in DISTANCE FROM TOP OF BASE SHELF TO BOTTOM OF SHELF: 107.00 in

POS	# FAC	S&S ID	UPC	NAME	CASES	CAPACITY	UNITS HIGH
6	1	919119	4257205715	Clausthaler NA 6/12B	1.75	3.00	1.00
7	1	623345	7289000621	Heineken 0.0 6/12B	1.75	3.00	1.00
8	1	953563	2210000074	Pabst 6/16C	1.75	3.00	1.00
9	1	618978	2210000412	Pabst Easy 12/12C	3.00	2.00	1.00
10	1	798172	3410031344	Milwaukee's Best 15/12C	1.50	1.00	1.00
36	1	686488	7199048045	Keystone Light 15/12C	1.50	1.00	1.00
37	1	938476	3410001505	Miller High Life 6/12B	1.75	3.00	1.00
38	1	504168	1820028443	Natural Ice 15/12C	2.50	1.00	1.00
39	1	747473	1820020077	Natural Light 15/12C	2.50	1.00	1.00
60	1	936802	7199076400	George Killian's Irish Red 12/12B	2.00	2.00	1.00
61	1	928146	1820006991	Michelob Ultra 12/12C SC	4.00	2.00	1.00
62	1	941763	8992427898	Yuengling Traditional Lager 12/12C	3.00	2.00	1.00
63	1	829980	8992433125	Yuengling Golden Pilsner 12/12B	2.00	2.00	1.00
78	1	781738	1820020082	Michelob Ultra Pure Gold 6/12B	1.75	3.00	1.00
79	1	696892	1820020083	Michelob Ultra Pure Gold 12/12B	2.00	2.00	1.00
80	1	911333	1820020079	Bud Light Orange 6/12B	1.75	3.00	1.00
81	1	500485	8992488007	Yuengling Traditional Lager 24/12C	5.00	1.00	1.00
96	1	500593	3410057306	Miller Lite 24/12C	5.00	1.00	1.00
97	1	941769	8992495432	Yuengling Black & Tan 6/12B	1.75	3.00	1.00
98	1	500483	8992420111	Yuengling Light Lager 6/12B	1.75	3.00	1.00
99	1	500603	7199010071	Coors 1/24C	2.67	8.00	1.00
100	1	903831	3410000355	Miller Lite 1/24C	2.00	8.00	1.00



SSNY 0561 EAST ISLIP



56' Cold (2x28')

PLANOGRAM BACKING TABLE

C:\Stop&Shop\New York\2018\2018 Resets\Project ShoreWave 1\SSNY 0561 EAST ISLIP 2650 SUNRISE HWY .PSA

Planogram: 561 Cold

101	1	504196	3354495042	Corona Premier 12/12B	3.00	2.00	1.00
119	1	511477	7289000152	Heineken 18/12B	3.00	1.00	1.00
120	1	911337	3354495041	Corona Premier 6/12B	1.75	3.00	1.00
121	1	991891	8066095408	Coronita Extra 24/7B	3.00	1.00	1.00
135	1	618980	8760010133	Carlsberg 12/16C	2.00	2.00	1.00
136	1	906797	8248812345	Becks 6/12B	1.75	3.00	1.00
137	1	830352	3354495053	Corona Familiar 12/12B	2.00	2.00	1.00
155	1	503706	8066095621	Corona Light 12/12C	2.50	2.00	1.00
156	1	905901	7289000000	Heineken 6/12C	2.50	2.00	1.00
157	1	932783	8066095785	Negra Modelo 6/12B	1.50	2.00	1.00
158	1	990030	8066095787	Negra Modelo 12/12B	1.50	1.00	1.00
175	1	604765	3354495051	Corona Familiar 6/12B	1.75	3.00	1.00
176	1	500443	8066095765	Modelo 6/12B	1.50	2.00	1.00
177	1	939304	8382010403	Guinness Draught 12/11B	2.00	2.00	1.00
178	1	506093	8382007152	Smithwicks Irish Ale 6/12B	1.75	3.00	1.00
197	1	907401	76227407131	Bass Pale Ale 6/12B	1.75	3.00	1.00
198	1	845511	18195400004	Peroni Nastro Azzuro 12/12B	2.00	2.00	1.00
199	1	924117	6206705155	Labatt Blue 12/12B	2.00	2.00	1.00
200	1	932790	8839400002	Spaten Premium Lager 6/12B	1.75	3.00	1.00
216	1	945846	7231163021	Sol 6/12B	1.75	3.00	1.00
217	1	511492	8982690033	Tecate 12/12C	3.00	2.00	1.00
218	1	916123	71905700156	Presidente 12/12B	2.00	2.00	1.00
219	1	979984	7231163012	Dos Equis Lager 6/12B	1.75	3.00	1.00
239	1	921553	7231133140	Dos Equis Ambar 12/12B	2.00	2.00	1.00
240	1	932784	8066095301	Pacifico Clara 6/12B	1.75	3.00	1.00
241	1	647050	1820012998	Land Shark Lager 12/12B	3.00	3.00	1.00
242	1	932782	8382023473	Harp Lager 6/12B	1.75	3.00	1.00
260	1	636268	18195400002	Peroni Nastro Azzuro 6/12B	1.75	3.00	1.00
261	1	906220	67574700111	Hofbrau Original 6/12B	1.75	3.00	1.00
262	1	928606	8205410454	Warsteiner 6/11B	1.75	3.00	1.00
263	1	616147	2050700011	Bitburger Pilsner 4/17C	1.33	4.00	1.00
283	1	748187	8760010115	Carlsberg 4/16C	1.33	4.00	1.00
284	1	954385	76227481393	Boddingtons Pub Ale 4/16C	1.33	4.00	1.00
285	1	990892	8066095641	Corona Extra 1/24B	1.75	7.00	1.00
286	1	941648	8382023480	Guinness Extra Stout 1/22B	2.00	8.00	1.00
287	1	647128	78615000057	Stella Artois 1/22B	2.00	8.00	1.00
288	1	934051	8248800006	Becks 1/22B	2.00	8.00	1.00
289	1	549023	7289000478	Heineken 1/22B	2.00	8.00	1.00
302	1	942153	7289000119	Heineken 1/24C	2.00	8.00	1.00
303	1	950093	7089718331	Fosters Premium Ale 1/25C	1.75	7.00	1.00
309	1	581214	61300874833	Arnold Palmer Spiked Half & Half 6/12C	2.25	3.00	1.00
310	1	917663	8769200877	Wild Leaf Blk Lemon Honeyskl Tea 6/12B	1.75	3.00	1.00
311	1	777538	63598520025	White Claw Blk Cherry HrdSeltzer 6/12C	2.00	3.00	1.00
312	1	777537	63598520028	White Claw Rby Grpfrt HrdSeltzer 6/12C	1.50	3.00	1.00
313	1	777536	63598502598	White Claw Natrl Lime HrdSeltzer 6/12C	1.50	3.00	1.00
324	1	565879	1820019987	Ritas Lime-A-Rita 12/8C	2.50	2.00	1.00
325	1	963992	8769275102	Twisted Tea Half & Half 6/12B	1.75	3.00	1.00
326	1	902386	3410051660	Henrys Hard Sprkng Variety Pack 12/12C SC	2.50	2.00	1.00
327	1	906654	63598554890	White Claw Variety Pk HrdSeltzer 12/12C SC	5.50	2.00	1.00
328	1	929608	8200072754	Smirnoff Ice Raspberry 6/11B	1.75	3.00	1.00
334	1	911679	8769283102	Twisted Tea 6/12B	1.75	3.00	1.00
335	1	591899	8769200686	Truly Spiked Spklg Berry Variety 12/12C SC	7.00	2.00	1.00



SSNY 0561 EAST ISLIP



56' Cold (2x28')

PLANOGRAM BACKING TABLE

C:\Stop&Shop\New York\2018\2018 Resets\Project ShoreWave 1\SSNY 0561 EAST ISLIP 2650 SUNRISE HWY .PSA

Planogram: 561 Cold

336	1	926325	8200072908	Smirnoff Ice Party Pack 12/11B	3.00	2.00	1.00
358	1	549416	8769200017	Angry Orchard Variety Pack 12/12B	3.00	2.00	1.00
359	1	908476	8834510225	Strongbow Variety Pack 12/8.5C	7.00	2.00	1.00
360	1	625070	3410008722	Redd's Apple Ale 12/12B	3.00	2.00	1.00
361	1	962853	63598512001	Mikes Hard Lemonade 12/11B	3.00	2.00	1.00
383	1	545894	8200073214	Smirnoff Ice Grape 6/11B	1.75	3.00	1.00
384	1	929312	8200072751	Smirnoff Ice Green Apple 6/11B	1.75	3.00	1.00
385	1	939973	8769200378	Twisted Tea Mix Pack 12/12C	3.00	2.00	1.00
386	1	813442	3354495076	Svedka Spk Seltzer Variety Pack 12/12C SC	2.50	2.00	1.00
407	1	517512	8769200660	Angry Orchard Rose 6/12B	1.75	3.00	1.00
408	1	752324	8769200754	Angry Orchard Rose 12/12C SC	2.50	2.00	1.00
409	1	697779	8834510201	Strongbow Rose Apple Cider 6/11B	2.00	3.00	1.00
410	1	928387	63598506822	Mikes Hard Light Lemonade 6/11B	1.75	3.00	1.00
411	1	798352	64499613688	Wolffer No 139 Dry Rose Cider 4/12B	2.00	4.00	1.00
432	1	798353	64499613687	Wolffer No 139 Dry White Cider 4/12B	2.00	4.00	1.00
433	1	549051	63598522413	Mikes Hard Strawberry Lemonade 6/11B	1.75	3.00	1.00
434	1	863258	8769200149	Angry Orchard Green Apple 6/12B	1.75	3.00	1.00
435	1	867544	8769200310	Angry Orchard Stone Dry 6/12B	1.75	3.00	1.00
456	1	810172	3410008746	Redd's Blueberry Ale 6/12B	1.75	3.00	1.00
457	1	520243	63598506064	Mikes Hard Blk Raspberry Lemnade 6/11B	1.75	3.00	1.00
458	1	921164	63598506011	Mikes Hard Cranberry Lemonade 6/11B	1.75	3.00	1.00
459	1	625028	8769200083	Angry Orchard Crisp Apple 12/12C	3.00	2.00	1.00
460	1	636622	3410000342	Redd's Wicked Apple 12/10C	3.00	2.00	1.00
482	1	517638	63598526042	Mikes HARDER Variety 8/16C	2.00	2.00	1.00

Segment #15 : Shelf #1 DEPTH: 24 in WIDTH: 678 in DISTANCE FROM TOP OF BASE SHELF TO BOTTOM OF SHELF: 120.00 in

POS	# FAC	S&S ID	UPC	NAME	CASES	CAPACITY	UNITS HIGH
1	1	636565	85909300243	SixPoint Bengali 6/12C	2.75	3.00	1.00
2	1	662736	85909300246	SixPoint Resin 6/12C	2.75	3.00	1.00
3	1	701417	73079248864	Barrier Money 4/16C	2.00	4.00	1.00
4	1	649094	8769200699	Samuel Adams New England IPA 4/16C	2.00	4.00	1.00
5	1	929058	86665600047	Montauk Pilsner 6/12C	3.00	3.00	1.00
31	1	636547	86273700002	Montauk Driftwood Ale 6/12C	3.00	3.00	1.00
32	1	636544	86273700006	Montauk Summer Ale 6/12C	3.00	3.00	1.00
33	1	984289	86907100026	Montauk Seasonal 6/12C	3.00	3.00	1.00
34	1	833718	86907100027	Montauk Wave Chaser IPA 6/12C	3.00	3.00	1.00
35	1	716843	86273700007	Montauk Session IPA 6/12C	3.00	3.00	1.00
56	1	675699	81760601076	Captain Lawrence HopCommander 6/12C	3.00	3.00	1.00
57	1	675695	81760601060	Captain Lawrence 6th BoroughPils 6/12C	3.00	3.00	1.00
58	1	636564	85909300242	SixPoint Sweet Action 6/12C	2.75	3.00	1.00
59	1	908440	68174500210	Blue Point Shore Thing 18/12C	5.00	1.00	1.00
74	1	675685	68174500134	Blue Point Toasted Lager 18/12C	6.00	1.00	1.00
75	1	675665	68174500145	Blue Point Seasonal 18/12C	5.00	1.00	1.00
76	1	947837	0945010124	Saranac Seasonal 12/12B	2.00	2.00	1.00
77	1	813036	3061300058	Brooklyn Seasonal 12/12B	3.00	2.00	1.00
91	1	657162	81601402080	Southern Tier Variety 15/12C	2.50	1.00	1.00
92	1	520248	68174521122	Blue Point Variety 12/12B	2.00	2.00	1.00
93	1	926107	3061300019	Brooklyn East India Pale Ale 6/12B	1.75	3.00	1.00
94	1	636438	88715100094	Coney Island Mermaid Pilsner 6/12B	1.75	3.00	1.00
95	1	517504	88715100418	Coney Island Merman IPA 6/12B	1.75	3.00	1.00



SSNY 0561 EAST ISLIP



56' Cold (2x28')

PLANOGRAM BACKING TABLE

C:\Stop&Shop\New York\2018\2018 Resets\Project ShoreWave 1\SSNY 0561 EAST ISLIP 2650 SUNRISE HWY .PSA

Planogram: 561 Cold

115	1	581001	68715190018	Southampton IPA 6/12B	1.75	3.00	1.00
116	1	816954	8769200673	Samuel Adams Sam 76 6/12C	2.75	3.00	1.00
117	1	937126	85998900516	Greenport Harbor Otherside IPA 6/12B	1.75	3.00	1.00
118	1	515926	85114800551	Great South Bay Blonde Ambition 6/12B	1.75	3.00	1.00
130	1	647048	68715190007	Southampton Double White Ale 6/12B	1.75	3.00	1.00
131	1	927586	68174500215	Blue Point The IPA 6/12C	2.75	3.00	1.00
132	1	713472	68174511102	Blue Point Hoptical Illusion 6/12B	1.75	3.00	1.00
133	1	632439	68174511130	Blue Point Blueberry Ale 6/12B	1.75	3.00	1.00
134	1	752347	85114800597	Great South Bay Variety Pack 12/12C	3.00	2.00	1.00
150	1	777534	85114900424	Long Ireland Celtic Ale 6/12C	2.75	3.00	1.00
151	1	636565	85909300243	SixPoint Bengali 6/12C	2.75	3.00	1.00
152	1	662736	85909300246	SixPoint Resin 6/12C	2.75	3.00	1.00
153	1	701417	73079248864	Barrier Money 4/16C	2.00	4.00	1.00
154	1	649094	8769200699	Samuel Adams New England IPA 4/16C	2.00	4.00	1.00
170	1	929058	86665600047	Montauk Pilsner 6/12C	3.00	3.00	1.00
171	1	636547	86273700002	Montauk Driftwood Ale 6/12C	3.00	3.00	1.00
172	1	636544	86273700006	Montauk Summer Ale 6/12C	3.00	3.00	1.00
173	1	984289	86907100026	Montauk Seasonal 6/12C	3.00	3.00	1.00
174	1	833718	86907100027	Montauk Wave Chaser IPA 6/12C	3.00	3.00	1.00
193	1	716843	86273700007	Montauk Session IPA 6/12C	3.00	3.00	1.00
194	1	675699	81760601076	Captain Lawrence HopCommander 6/12C	3.00	3.00	1.00
195	1	675695	81760601060	Captain Lawrence 6th BoroughPils 6/12C	3.00	3.00	1.00
196	1	636564	85909300242	SixPoint Sweet Action 6/12C	2.75	3.00	1.00
212	1	762900	60367510182	Allagash White 4/12B	2.00	4.00	1.00
213	1	965675	79837312602	Magic Hat #9 6/12B	2.50	3.00	1.00
214	1	952182	4182700146	Harpoon Seasonal 6/12B	2.50	3.00	1.00
215	1	950147	4182700012	Harpoon Mix Pack 12/12B	3.00	2.00	1.00
234	1	961362	4182700712	Harpoon IPA 12/12B	4.00	2.00	1.00
235	1	688596	75452700716	New Belgium Fat Tire Belgn White 6/12B	2.50	3.00	1.00
236	1	964636	63027988736	Victory Kick Back Can Pack 15/12C	2.00	1.00	1.00
237	1	684002	75452700066	New Belgium VooDoo Ranger IPA 6/12B	2.50	3.00	1.00
238	1	908730	8769227102	Samuel Adams Cherry Wht 6/12B	2.50	3.00	1.00
256	1	570807	64145511065	DuClaw Sweet Baby Jesus 6/12B	2.50	3.00	1.00
257	1	906656	78624355014	Flying Dog The Truth Imprl IPA 6/12B	2.50	3.00	1.00
258	1	600613	78624356000	Flying Dog Double Dog Dbl IPA 6/12B	2.50	3.00	1.00
259	1	978033	79837312125	Magic Hat Variety Pack 12/12B	2.00	2.00	1.00
278	1	743653	81957801006	Two Roads Road 2 Ruin Dbl IPA 6/12B	1.75	3.00	1.00
279	1	906635	81790400083	Elysian Space Dust IPA 6/12B	1.75	3.00	1.00
280	1	571368	67243800024	Ballast Point Sculpin IPA 6/12B	1.75	3.00	1.00
281	1	701418	81994200303	Oskar Blues Canundrum 15/12C	2.50	1.00	1.00
282	1	636462	79603061493	Kona Island Hopper Variety 12/12B	3.00	2.00	1.00
304	1	718701	72383010012	Lagunitas A Little Sumpin Sumpin 12/12B	3.00	2.00	1.00
305	1	922809	85961200113	21st Variety Pack 12/12C	3.00	2.00	1.00
306	1	581890	79603081491	Kona Hanalei Island IPA 6/12B	1.75	3.00	1.00
307	1	580992	72383000009	Lagunitas IPA 6/12B	1.75	3.00	1.00
308	1	762425	72383000020	Lagunitas A Little Sumpin Sumpin 6/12B	1.75	3.00	1.00
320	1	923236	8378337521	Sierra Nevada Pale Ale 6/12B	1.75	3.00	1.00
321	1	636266	63123430002	Sweetwater 420 Pale 6/12B	1.75	3.00	1.00
322	1	506213	79603011496	Kona Big Wave Golden Ale 6/12B	1.75	3.00	1.00
323	1	581045	63625177612	Stone IPA 6/12B	1.75	3.00	1.00
329	1	906644	72383010001	Lagunitas Hop Stoopid Ale 6/12B	1.75	3.00	1.00
330	1	811299	8378333100	Sierra Nevada Torpedo Extra IPA 6/12B	1.75	3.00	1.00



SSNY 0561 EAST ISLIP



56' Cold (2x28')

PLANOGRAM BACKING TABLE

C:\Stop&Shop\New York\2018\2018 Resets\Project ShoreWave 1\SSNY 0561 EAST ISLIP 2650 SUNRISE HWY .PSA

Planogram: 561 Cold

331	1	906657	9530113104	Rogue Dead Guy Ale 6/12C	2.25	3.00	1.00
332	1	580986	81994200003	Oskar Blues Dale's Pale Ale 6/12C	2.25	3.00	1.00
333	1	565535	85961200103	21st Brew Free or Die IPA 6/12C	2.25	3.00	1.00
354	1	944094	85961200131	21st Brew Free or Die BldOrg IPA 6/12C	2.25	3.00	1.00
355	1	565532	85961200102	21st Seasonal 6/12C	2.25	3.00	1.00
356	1	960316	89785300293	Cigar City Jai-Alai IPA 6/12C	2.25	3.00	1.00
357	1	913428	67243800261	Ballast Point Lager 6/12C	2.25	3.00	1.00
378	1	817333	63848900193	Dogfish Head SeaQuenchAle 6/12C	2.25	3.00	1.00
379	1	762900	60367510182	Allagash White 4/12B	2.00	4.00	1.00
380	1	965675	79837312602	Magic Hat #9 6/12B	2.50	3.00	1.00
381	1	952182	4182700146	Harpoon Seasonal 6/12B	2.50	3.00	1.00
382	1	950147	4182700012	Harpoon Mix Pack 12/12B	3.00	2.00	1.00
403	1	961362	4182700712	Harpoon IPA 12/12B	4.00	2.00	1.00
404	1	688596	75452700716	New Belgium Fat Tire Belgn White 6/12B	2.50	3.00	1.00
405	1	964636	63027988736	Victory Kick Back Can Pack 15/12C	2.00	1.00	1.00
406	1	684002	75452700066	New Belgium VooDoo Ranger IPA 6/12B	2.50	3.00	1.00
427	1	908730	8769227102	Samuel Adams Cherry Wht 6/12B	2.50	3.00	1.00
428	1	570807	64145511065	DuClaw Sweet Baby Jesus 6/12B	2.50	3.00	1.00
429	1	906656	78624355014	Flying Dog The Truth Imprl IPA 6/12B	2.50	3.00	1.00
430	1	600613	78624356000	Flying Dog Double Dog Dbl IPA 6/12B	2.50	3.00	1.00
431	1	902387	64286015024	Founders All Day IPA 6/12C	2.75	3.00	1.00
452	1	824382	1820028156	Shock Top Belgian White Ale 15/12C	1.50	1.00	1.00
453	1	634568	8378322812	Sierra Nevada Seasonal 12/12B	3.00	2.00	1.00
454	1	824352	73692011651	Goose Island India Pale Ale 15/12C	2.50	1.00	1.00
455	1	911336	7199017052	Blue Moon Belgian White Ale 15/12C	2.50	1.00	1.00
478	1	902377	8378311010	Sierra Nevada Hazy Little Thing 6/12C	2.75	3.00	1.00
479	1	964642	64286015031	Founders Solid Gold 6/12C	2.75	3.00	1.00
480	1	929094	73692011824	Goose Island Next Coast IPA 6/12B	1.75	3.00	1.00
481	1	637033	63848900189	Dogfish Head 60 Minute IPA 12/12C	3.00	2.00	1.00
498	1	549429	3410051607	Leinenkugel Seasonal Shandy 12/12B	2.00	2.00	1.00
499	1	636254	63848900137	Dogfish Head Namaste 6/12B	1.75	3.00	1.00
500	1	541910	74052210016	Bell's Seasonal 6/12B	1.75	3.00	1.00
501	1	541941	74052210083	Bell's Two Hearted Ale 6/12B	1.75	3.00	1.00
502	1	863262	3410078658	Leinenkugel Grapefruit Shandy 6/12B	1.75	3.00	1.00
518	1	745773	8857380002	Shiner Seasonal 6/12B	1.75	3.00	1.00
519	1	549421	8857333101	Shiner Bock 6/12B	1.75	3.00	1.00

Segment #3 : Shelf #5 DEPTH: 24 in WIDTH: 48 in DISTANCE FROM TOP OF BASE SHELF TO BOTTOM OF SHELF: 11.50 in

POS	# FAC	S&S ID	UPC	NAME	CASES	CAPACITY	UNITS HIGH
73	3	989542	1820053308	Bud Light 18/12B	8.00	8.00	2.00
89	1	900746	1820053168	Bud Light 24/12C	13.00	8.00	4.00
90	1	900746	1820053168	Bud Light 24/12C	13.00	5.00	4.00

Segment #3 : Shelf #4 DEPTH: 24 in WIDTH: 48 in DISTANCE FROM TOP OF BASE SHELF TO BOTTOM OF SHELF: 33.50 in

POS	# FAC	S&S ID	UPC	NAME	CASES	CAPACITY	UNITS HIGH
72	3	958702	1820053218	Bud Light 18/12C	15.00	15.00	2.00

Segment #3 : Shelf #3 DEPTH: 24 in WIDTH: 48 in DISTANCE FROM TOP OF BASE SHELF TO BOTTOM OF SHELF: 46.50 in



SSNY 0561 EAST ISLIP



56' Cold (2x28')

PLANOGRAM BACKING TABLE

C:\Stop&Shop\New York\2018\2018 Resests\Project Shore\Wave 1\SSNY 0561 EAST ISLIP 2650 SUNRISE HWY .PSA

Planogram: 561 Cold

POS	# FAC	S&S ID	UPC	NAME	CASES	CAPACITY	UNITS HIGH
71	3	938355	1820000769	Bud Light 12/12B	6.00	6.00	1.00
88	3	900513	1820053047	Bud Light 12/12C	12.00	12.00	2.00

Segment #3 : Shelf #2 DEPTH: 24 in WIDTH: 48 in DISTANCE FROM TOP OF BASE SHELF TO BOTTOM OF SHELF: 58.50 in

POS	# FAC	S&S ID	UPC	NAME	CASES	CAPACITY	UNITS HIGH
70	3	938355	1820000769	Bud Light 12/12B	6.00	6.00	1.00
87	3	900513	1820053047	Bud Light 12/12C	12.00	12.00	2.00

Segment #3 : Shelf #1 DEPTH: 24 in WIDTH: 48 in DISTANCE FROM TOP OF BASE SHELF TO BOTTOM OF SHELF: 70.50 in

POS	# FAC	S&S ID	UPC	NAME	CASES	CAPACITY	UNITS HIGH
69	3	901642	1820000833	Bud Light 6/12B	3.00	12.00	1.00
85	4	624498	1820025001	Bud Light 1/25C	2.13	32.00	1.00
86	2	901640	1820000106	Bud Light 6/12C	3.00	12.00	2.00

Segment #5 : Shelf #5 DEPTH: 24 in WIDTH: 48 in DISTANCE FROM TOP OF BASE SHELF TO BOTTOM OF SHELF: 11.50 in

POS	# FAC	S&S ID	UPC	NAME	CASES	CAPACITY	UNITS HIGH
113	2	907841	7199030078	Coors Light 18/12B	4.00	4.00	2.00
114	1	903844	7199031600	Coors Light 24/12C	10.00	6.00	3.00
128	1	982484	3410057256	Miller Lite 18/12B	3.00	3.00	2.00
129	1	964599	3410057340	Miller Lite 18/12C	5.00	5.00	4.00

Segment #5 : Shelf #4 DEPTH: 24 in WIDTH: 48 in DISTANCE FROM TOP OF BASE SHELF TO BOTTOM OF SHELF: 33.50 in

POS	# FAC	S&S ID	UPC	NAME	CASES	CAPACITY	UNITS HIGH
111	1	951584	7199030017	Coors Light 18/12C	8.00	6.00	2.00
112	1	903844	7199031600	Coors Light 24/12C	10.00	4.00	2.00
127	1	500593	3410057306	Miller Lite 24/12C	5.00	4.00	2.00

Segment #5 : Shelf #3 DEPTH: 24 in WIDTH: 48 in DISTANCE FROM TOP OF BASE SHELF TO BOTTOM OF SHELF: 46.50 in

POS	# FAC	S&S ID	UPC	NAME	CASES	CAPACITY	UNITS HIGH
109	1	951584	7199030017	Coors Light 18/12C	8.00	2.00	2.00
110	3	903845	7199000048	Coors Light 12/12C	6.00	12.00	1.00
126	2	912853	3410057636	Miller Lite 12/12C	4.00	8.00	2.00

Segment #5 : Shelf #2 DEPTH: 24 in WIDTH: 48 in DISTANCE FROM TOP OF BASE SHELF TO BOTTOM OF SHELF: 58.50 in

POS	# FAC	S&S ID	UPC	NAME	CASES	CAPACITY	UNITS HIGH
107	1	903842	7199030005	Coors Light 6/12B	1.00	4.00	1.00
108	3	929400	7199030069	Coors Light 12/12B	3.00	6.00	1.00



SSNY 0561 EAST ISLIP



56' Cold (2x28')

PLANOGRAM BACKING TABLE

C:\Stop&Shop\New York\2018\2018 Resets\Project ShoreWave 1\SSNY 0561 EAST ISLIP 2650 SUNRISE HWY .PSA

Planogram: 561 Cold

125	2	929856	3410057509	Miller Lite 12/12B	2.00	4.00	1.00
-----	---	--------	------------	--------------------	------	------	------

Segment #5 : Shelf #1 DEPTH: 24 in WIDTH: 48 in DISTANCE FROM TOP OF BASE SHELF TO BOTTOM OF SHELF: 70.50 in

POS	# FAC	S&S ID	UPC	NAME	CASES	CAPACITY	UNITS HIGH
104	3	971800	7199030065	Coors Light 1/24C	2.00	24.00	1.00
105	1	903843	7199000008	Coors Light 6/12C	2.00	8.00	2.00
106	1	600455	7199017028	Coors 6/12B	1.00	4.00	1.00
122	3	500603	7199010071	Coors 1/24C	2.67	24.00	1.00
123	1	902474	3410057505	Miller Lite 6/12B	1.00	4.00	1.00
124	2	903831	3410000355	Miller Lite 1/24C	2.00	16.00	1.00

Segment #7 : Shelf #5 DEPTH: 24 in WIDTH: 48 in DISTANCE FROM TOP OF BASE SHELF TO BOTTOM OF SHELF: 11.50 in

POS	# FAC	S&S ID	UPC	NAME	CASES	CAPACITY	UNITS HIGH
148	2	941764	8992427896	Yuengling Traditional Lager 12/12B	4.00	8.00	2.00
149	1	979653	1820005990	Michelob Ultra 12/12B	6.00	6.00	2.00
168	1	928147	1820096721	Michelob Ultra 18/12C SC	9.00	9.00	3.00
169	1	647051	1820014990	Bud Light Lime 12/12B	2.00	4.00	2.00

Segment #7 : Shelf #4 DEPTH: 24 in WIDTH: 48 in DISTANCE FROM TOP OF BASE SHELF TO BOTTOM OF SHELF: 33.50 in

POS	# FAC	S&S ID	UPC	NAME	CASES	CAPACITY	UNITS HIGH
147	1	500485	8992488007	Yuengling Traditional Lager 24/12C	5.00	4.00	2.00
166	3	979653	1820005990	Michelob Ultra 12/12B	6.00	6.00	1.00
167	1	651316	1820014991	Bud Light Lime 6/12B	1.00	4.00	1.00

Segment #7 : Shelf #3 DEPTH: 24 in WIDTH: 48 in DISTANCE FROM TOP OF BASE SHELF TO BOTTOM OF SHELF: 46.50 in

POS	# FAC	S&S ID	UPC	NAME	CASES	CAPACITY	UNITS HIGH
144	1	941766	8992427891	Yuengling Traditional Lager 6/12B	1.00	4.00	1.00
145	1	941763	8992427898	Yuengling Traditional Lager 12/12C	3.00	4.00	2.00
146	1	829980	8992433125	Yuengling Golden Pilsner 12/12B	2.00	2.00	1.00
163	1	781738	1820020082	Michelob Ultra Pure Gold 6/12B	1.75	4.00	1.00
164	1	696892	1820020083	Michelob Ultra Pure Gold 12/12B	2.00	2.00	1.00
165	1	911333	1820020079	Bud Light Orange 6/12B	1.75	4.00	1.00

Segment #7 : Shelf #2 DEPTH: 24 in WIDTH: 48 in DISTANCE FROM TOP OF BASE SHELF TO BOTTOM OF SHELF: 58.50 in

POS	# FAC	S&S ID	UPC	NAME	CASES	CAPACITY	UNITS HIGH
141	1	941768	8992429386	Yuengling Black & Tan 12/12B	1.00	2.00	1.00
142	1	941761	8992423040	Yuengling Light Lager 12/12B	1.00	2.00	1.00
143	1	936802	7199076400	George Killian's Irish Red 12/12B	2.00	2.00	1.00
161	2	928146	1820006991	Michelob Ultra 12/12C SC	4.00	6.00	1.00
162	1	571900	1820018992	Bud Light Platinum 12/12B	1.00	2.00	1.00

Segment #7 : Shelf #1 DEPTH: 24 in WIDTH: 48 in DISTANCE FROM TOP OF BASE SHELF TO BOTTOM OF SHELF: 70.50 in



SSNY 0561 EAST ISLIP



56' Cold (2x28')

PLANOGRAM BACKING TABLE

C:\Stop&Shop\New York\2018\2018 Resets\Project Shore\Wave 1\SSNY 0561 EAST ISLIP 2650 SUNRISE HWY .PSA

Planogram: 561 Cold

POS	# FAC	S&S ID	UPC	NAME	CASES	CAPACITY	UNITS HIGH
138	1	941769	8992495432	Yuengling Black & Tan 6/12B	1.75	4.00	1.00
139	1	500483	8992420111	Yuengling Light Lager 6/12B	1.75	4.00	1.00
140	1	912503	7199070002	George Killian's Irish Red 6/12B	1.00	4.00	1.00
159	2	979654	1820005989	Michelob Ultra 6/12B	2.00	8.00	1.00
160	1	683605	1820018993	Bud Light Platinum 6/12B	1.00	4.00	1.00

Segment #9 : Shelf #5 DEPTH: 24 in WIDTH: 48 in DISTANCE FROM TOP OF BASE SHELF TO BOTTOM OF SHELF: 11.50 in

POS	# FAC	S&S ID	UPC	NAME	CASES	CAPACITY	UNITS HIGH
191	2	990031	8066095757	Modelo 12/12B	3.00	6.00	2.00
192	1	991891	8066095408	Coronita Extra 24/7B	3.00	2.00	2.00
211	2	921681	8066095615	Corona Extra 12/12B	9.00	12.00	2.00

Segment #9 : Shelf #4 DEPTH: 24 in WIDTH: 48 in DISTANCE FROM TOP OF BASE SHELF TO BOTTOM OF SHELF: 33.50 in

POS	# FAC	S&S ID	UPC	NAME	CASES	CAPACITY	UNITS HIGH
188	1	500443	8066095765	Modelo 6/12B	1.50	4.00	1.00
189	1	558614	8066095715	Modelo 12/12C	2.00	4.00	2.00
190	1	647005	8066095695	Corona Extra 12/12C	2.00	4.00	2.00
210	3	921681	8066095615	Corona Extra 12/12B	9.00	6.00	1.00

Segment #9 : Shelf #3 DEPTH: 24 in WIDTH: 48 in DISTANCE FROM TOP OF BASE SHELF TO BOTTOM OF SHELF: 46.50 in

POS	# FAC	S&S ID	UPC	NAME	CASES	CAPACITY	UNITS HIGH
186	1	932783	8066095785	Negra Modelo 6/12B	1.50	4.00	1.00
187	1	990030	8066095787	Negra Modelo 12/12B	1.50	2.00	1.00
208	2	907195	8066095605	Corona Extra 6/12B	2.00	8.00	1.00
209	1	604765	3354495051	Corona Familiar 6/12B	1.75	4.00	1.00

Segment #9 : Shelf #2 DEPTH: 24 in WIDTH: 48 in DISTANCE FROM TOP OF BASE SHELF TO BOTTOM OF SHELF: 58.50 in

POS	# FAC	S&S ID	UPC	NAME	CASES	CAPACITY	UNITS HIGH
183	1	979984	7231163012	Dos Equis Lager 6/12B	1.75	4.00	1.00
184	1	968424	7231123012	Dos Equis Lager 12/12B	1.00	2.00	1.00
185	1	921553	7231133140	Dos Equis Ambar 12/12B	2.00	2.00	1.00
205	1	932784	8066095301	Pacifico Clara 6/12B	1.75	4.00	1.00
206	1	634576	1820012982	Land Shark Lager 6/12B	1.00	4.00	1.00
207	1	647050	1820012998	Land Shark Lager 12/12B	3.00	3.00	1.00

Segment #9 : Shelf #1 DEPTH: 24 in WIDTH: 48 in DISTANCE FROM TOP OF BASE SHELF TO BOTTOM OF SHELF: 70.50 in

POS	# FAC	S&S ID	UPC	NAME	CASES	CAPACITY	UNITS HIGH
179	2	990892	8066095641	Corona Extra 1/24B	1.75	14.00	1.00
180	2	941648	8382023480	Guinness Extra Stout 1/22B	2.00	16.00	1.00



SSNY 0561 EAST ISLIP



56' Cold (2x28')

PLANOGRAM BACKING TABLE

C:\Stop&Shop\New York\2018\2018 Resets\Project Shore\Wave 1\SSNY 0561 EAST ISLIP 2650 SUNRISE HWY .PSA

Planogram: 561 Cold

181	2	647128	78615000057	Stella Artois 1/22B	2.00	16.00	1.00
182	2	934051	8248800006	Becks 1/22B	2.00	16.00	1.00
201	2	549023	7289000478	Heineken 1/22B	2.00	16.00	1.00
202	2	942153	7289000119	Heineken 1/24C	2.00	16.00	1.00
203	2	923035	8797502650	Sapporo Draft 1/22C	1.33	16.00	1.00
204	2	950093	7089718331	Fosters Premium Ale 1/25C	1.75	14.00	1.00

Segment #11 : Shelf #5 DEPTH: 24 in WIDTH: 48 in DISTANCE FROM TOP OF BASE SHELF TO BOTTOM OF SHELF: 11.50 in

POS	# FAC	S&S ID	UPC	NAME	CASES	CAPACITY	UNITS HIGH
232	1	504196	3354495042	Corona Premier 12/12B	3.00	4.00	2.00
233	2	923110	8066095675	Corona Light 12/12B	6.00	8.00	2.00
253	1	927164	7289000016	Heineken 12/12B	7.50	6.00	2.00
254	1	927164	7289000016	Heineken 12/12B	7.50	4.00	2.00
255	1	511477	7289000152	Heineken 18/12B	3.00	2.00	2.00

Segment #11 : Shelf #4 DEPTH: 24 in WIDTH: 48 in DISTANCE FROM TOP OF BASE SHELF TO BOTTOM OF SHELF: 33.50 in

POS	# FAC	S&S ID	UPC	NAME	CASES	CAPACITY	UNITS HIGH
230	1	911337	3354495041	Corona Premier 6/12B	1.75	4.00	1.00
231	2	923110	8066095675	Corona Light 12/12B	6.00	4.00	1.00
250	1	927164	7289000016	Heineken 12/12B	7.50	3.00	1.00
251	1	927164	7289000016	Heineken 12/12B	7.50	2.00	1.00
252	1	912731	7289000020	Heineken 12/12C	2.00	4.00	2.00

Segment #11 : Shelf #3 DEPTH: 24 in WIDTH: 48 in DISTANCE FROM TOP OF BASE SHELF TO BOTTOM OF SHELF: 46.50 in

POS	# FAC	S&S ID	UPC	NAME	CASES	CAPACITY	UNITS HIGH
227	1	830352	3354495053	Corona Familiar 12/12B	2.00	2.00	1.00
228	1	914952	8066095625	Corona Light 6/12B	1.00	4.00	1.00
229	1	503706	8066095621	Corona Light 12/12C	2.50	3.00	1.00
248	2	905902	7289000011	Heineken 6/12B	2.00	8.00	1.00
249	1	905901	7289000000	Heineken 6/12C	2.50	8.00	2.00

Segment #11 : Shelf #2 DEPTH: 24 in WIDTH: 48 in DISTANCE FROM TOP OF BASE SHELF TO BOTTOM OF SHELF: 58.50 in

POS	# FAC	S&S ID	UPC	NAME	CASES	CAPACITY	UNITS HIGH
224	1	945846	7231163021	Sol 6/12B	1.75	4.00	1.00
225	1	511492	8982690033	Tecate 12/12C	3.00	4.00	2.00
226	1	916123	71905700156	Presidente 12/12B	2.00	2.00	1.00
245	1	932785	8382056793	Red Stripe 6/12B	1.00	4.00	1.00
246	1	869160	8382012393	Guinness Extra Stout 6/11B	1.25	5.00	1.00
247	1	944904	8382010401	Guinness Draught 6/11B	1.00	4.00	1.00

Segment #11 : Shelf #1 DEPTH: 24 in WIDTH: 48 in DISTANCE FROM TOP OF BASE SHELF TO BOTTOM OF SHELF: 70.50 in

POS	# FAC	S&S ID	UPC	NAME	CASES	CAPACITY	UNITS HIGH
-----	-------	--------	-----	------	-------	----------	------------



SSNY 0561 EAST ISLIP



56' Cold (2x28')

PLANOGRAM BACKING TABLE

C:\Stop&Shop\New York\2018\2018 Resets\Project Shore\Wave 1\SSNY 0561 EAST ISLIP 2650 SUNRISE HWY .PSA

Planogram: 561 Cold

220	3	921524	7089701331	Fosters Lager 1/25C	1.75	21.00	1.00
221	1	616147	2050700011	Bitburger Pilsner 4/17C	1.33	4.00	1.00
222	1	748187	8760010115	Carlsberg 4/16C	1.33	4.00	1.00
223	1	954385	76227481393	Boddingtons Pub Ale 4/16C	1.33	4.00	1.00
243	2	934885	8382012360	Guinness Draught 4/15C	1.33	8.00	1.00
244	1	946134	8382012368	Guinness Draught 8/15C	2.00	6.00	2.00

Segment #13 : Shelf #5 DEPTH: 24 in WIDTH: 48 in DISTANCE FROM TOP OF BASE SHELF TO BOTTOM OF SHELF: 11.50 in

POS	# FAC	S&S ID	UPC	NAME	CASES	CAPACITY	UNITS HIGH
276	1	926795	7289000159	Heineken Premium Light 12/12B	5.00	4.00	2.00
277	1	926795	7289000159	Heineken Premium Light 12/12B	5.00	6.00	2.00
300	3	945607	78615000014	Stella Artois 12/11B	8.00	12.00	2.00
301	1	923240	8248812300	Becks 12/12B	3.00	4.00	2.00

Segment #13 : Shelf #4 DEPTH: 24 in WIDTH: 48 in DISTANCE FROM TOP OF BASE SHELF TO BOTTOM OF SHELF: 33.50 in

POS	# FAC	S&S ID	UPC	NAME	CASES	CAPACITY	UNITS HIGH
273	1	926797	7289000158	Heineken Premium Light 6/12B	1.00	4.00	1.00
274	1	634550	7289000188	Heineken Premium Light 12/12C	3.00	6.00	2.00
275	1	777931	78615000016	Stella Artois 12/11C	2.00	4.00	1.00
298	2	945607	78615000014	Stella Artois 12/11B	8.00	4.00	1.00
299	1	923240	8248812300	Becks 12/12B	3.00	2.00	1.00

Segment #13 : Shelf #3 DEPTH: 24 in WIDTH: 48 in DISTANCE FROM TOP OF BASE SHELF TO BOTTOM OF SHELF: 46.50 in

POS	# FAC	S&S ID	UPC	NAME	CASES	CAPACITY	UNITS HIGH
270	1	921118	7289010016	Amstel Light 12/12B	1.00	2.00	1.00
271	1	618980	8760010133	Carlsberg 12/16C	2.00	2.00	1.00
272	1	983780	78615000036	Hoegaarden 6/11B	1.00	4.00	1.00
296	2	918029	78615000001	Stella Artois 6/11B	2.00	8.00	1.00
297	1	906797	8248812345	Becks 6/12B	1.75	4.00	1.00

Segment #13 : Shelf #2 DEPTH: 24 in WIDTH: 48 in DISTANCE FROM TOP OF BASE SHELF TO BOTTOM OF SHELF: 58.50 in

POS	# FAC	S&S ID	UPC	NAME	CASES	CAPACITY	UNITS HIGH
267	1	939304	8382010403	Guinness Draught 12/11B	2.00	2.00	1.00
268	1	506093	8382007152	Smithwicks Irish Ale 6/12B	1.75	4.00	1.00
269	1	907401	76227407131	Bass Pale Ale 6/12B	1.75	4.00	1.00
293	1	845511	18195400004	Peroni Nastro Azzuro 12/12B	2.00	2.00	1.00
294	1	924117	6206705155	Labatt Blue 12/12B	2.00	2.00	1.00
295	1	932790	8839400002	Spaten Premium Lager 6/12B	1.75	4.00	1.00

Segment #13 : Shelf #1 DEPTH: 24 in WIDTH: 48 in DISTANCE FROM TOP OF BASE SHELF TO BOTTOM OF SHELF: 70.50 in

POS	# FAC	S&S ID	UPC	NAME	CASES	CAPACITY	UNITS HIGH
264	1	653853	8382018132	Guinness Blonde 6/12B	1.00	4.00	1.00



SSNY 0561 EAST ISLIP



56' Cold (2x28')

PLANOGRAM BACKING TABLE

C:\Stop&Shop\New York\2018\2018 Resets\Project Shore\Wave 1\SSNY 0561 EAST ISLIP 2650 SUNRISE HWY .PSA

Planogram: 561 Cold

265	1	932782	8382023473	Harp Lager 6/12B	1.75	4.00	1.00
266	1	636268	18195400002	Peroni Nastro Azzuro 6/12B	1.75	4.00	1.00
290	1	906220	67574700111	Hofbrau Original 6/12B	1.75	4.00	1.00
291	1	679226	4257204006	Schofferhofer Grapefrt Hefewzn 6/11B	1.00	4.00	1.00
292	1	928606	8205410454	Warsteiner 6/11B	1.75	4.00	1.00

Segment #16 : Shelf #6 DEPTH: 24 in WIDTH: 48 in DISTANCE FROM TOP OF BASE SHELF TO BOTTOM OF SHELF: 11.50 in

POS	#	FAC	S&S ID	UPC	NAME	CASES	CAPACITY	UNITS	HIGH
319	19	936455	9999900040	Flex 1/12B		42.75	171.00	1.00	

Segment #16 : Shelf #5 DEPTH: 24 in WIDTH: 48 in DISTANCE FROM TOP OF BASE SHELF TO BOTTOM OF SHELF: 23.50 in

POS	#	FAC	S&S ID	UPC	NAME	CASES	CAPACITY	UNITS	HIGH
318	19	936455	9999900040	Flex 1/12B		42.75	171.00	1.00	

Segment #16 : Shelf #4 DEPTH: 24 in WIDTH: 48 in DISTANCE FROM TOP OF BASE SHELF TO BOTTOM OF SHELF: 35.50 in

POS	#	FAC	S&S ID	UPC	NAME	CASES	CAPACITY	UNITS	HIGH
317	19	936455	9999900040	Flex 1/12B		42.75	171.00	1.00	

Segment #16 : Shelf #3 DEPTH: 24 in WIDTH: 48 in DISTANCE FROM TOP OF BASE SHELF TO BOTTOM OF SHELF: 47.50 in

POS	#	FAC	S&S ID	UPC	NAME	CASES	CAPACITY	UNITS	HIGH
316	19	936455	9999900040	Flex 1/12B		42.75	171.00	1.00	

Segment #16 : Shelf #2 DEPTH: 24 in WIDTH: 48 in DISTANCE FROM TOP OF BASE SHELF TO BOTTOM OF SHELF: 59.50 in

POS	#	FAC	S&S ID	UPC	NAME	CASES	CAPACITY	UNITS	HIGH
315	19	936455	9999900040	Flex 1/12B		42.75	171.00	1.00	

Segment #16 : Shelf #1 DEPTH: 24 in WIDTH: 48 in DISTANCE FROM TOP OF BASE SHELF TO BOTTOM OF SHELF: 70.50 in

POS	#	FAC	S&S ID	UPC	NAME	CASES	CAPACITY	UNITS	HIGH
314	19	936455	9999900040	Flex 1/12B		42.75	171.00	1.00	

Segment #18 : Shelf #5 DEPTH: 24 in WIDTH: 48 in DISTANCE FROM TOP OF BASE SHELF TO BOTTOM OF SHELF: 11.50 in

POS	#	FAC	S&S ID	UPC	NAME	CASES	CAPACITY	UNITS	HIGH
351	1	908440	68174500210	Blue Point Shore Thing 18/12C	5.00	4.00	4.00		
352	1	675685	68174500134	Blue Point Toasted Lager 18/12C	6.00	5.00	4.00		
353	1	675665	68174500145	Blue Point Seasonal 18/12C	5.00	4.00	4.00		
375	1	751861	3061300071	Brooklyn Variety Pack 12/12B	2.00	4.00	2.00		
376	1	813036	3061300058	Brooklyn Seasonal 12/12B	3.00	4.00	2.00		
377	1	657162	81601402080	Southern Tier Variety 15/12C	2.50	4.00	4.00		



SSNY 0561 EAST ISLIP



56' Cold (2x28')

PLANOGRAM BACKING TABLE

C:\Stop&Shop\New York\2018\2018 Resets\Project ShoreWave 1\SSNY 0561 EAST ISLIP 2650 SUNRISE HWY .PSA

Planogram: 561 Cold

Segment #18 : Shelf #4 DEPTH: 24 in WIDTH: 48 in DISTANCE FROM TOP OF BASE SHELF TO BOTTOM OF SHELF: 33.50 in

POS	# FAC	S&S ID	UPC	NAME	CASES	CAPACITY	UNITS HIGH
348	1	520248	68174521122	Blue Point Variety 12/12B	2.00	2.00	1.00
349	1	580990	68174511112	Blue Point Toasted Lager 6/12B	1.00	4.00	1.00
350	1	925202	68174511118	Blue Point Seasonal 6/12B	1.00	4.00	1.00
372	1	713240	3061300053	Brooklyn Seasonal 6/12B	1.00	4.00	1.00
373	1	966212	3061300001	Brooklyn Lager 6/12B	1.00	4.00	1.00
374	1	926107	3061300019	Brooklyn East India Pale Ale 6/12B	1.75	4.00	1.00

Segment #18 : Shelf #3 DEPTH: 24 in WIDTH: 48 in DISTANCE FROM TOP OF BASE SHELF TO BOTTOM OF SHELF: 46.50 in

POS	# FAC	S&S ID	UPC	NAME	CASES	CAPACITY	UNITS HIGH
345	1	927586	68174500215	Blue Point The IPA 6/12C	2.75	8.00	2.00
346	1	713472	68174511102	Blue Point Hoptical Illusion 6/12B	1.75	4.00	1.00
347	1	632439	68174511130	Blue Point Blueberry Ale 6/12B	1.75	4.00	1.00
369	1	662732	85114800506	Great South Bay Seasonal 6/12B	1.00	4.00	1.00
370	1	752347	85114800597	Great South Bay Variety Pack 12/12C	3.00	4.00	2.00
371	1	777534	85114900424	Long Ireland Celtic Ale 6/12C	2.75	8.00	2.00

Segment #18 : Shelf #2 DEPTH: 24 in WIDTH: 48 in DISTANCE FROM TOP OF BASE SHELF TO BOTTOM OF SHELF: 58.50 in

POS	# FAC	S&S ID	UPC	NAME	CASES	CAPACITY	UNITS HIGH
342	1	937126	85998900516	Greenport Harbor Otherside IPA 6/12B	1.75	4.00	1.00
343	1	930898	85998900522	Greenport Harbor Seasonal 6/12B	1.00	4.00	1.00
344	1	930901	85998900504	Greenport Harbor Harbor Ale 6/12B	1.00	4.00	1.00
366	1	515926	85114800551	Great South Bay Blonde Ambition 6/12B	1.75	4.00	1.00
367	1	662731	85114800500	Great South Bay Blood Orange 6/12B	1.00	4.00	1.00
368	1	647048	68715190007	Southampton Double White Ale 6/12B	1.75	4.00	1.00

Segment #18 : Shelf #1 DEPTH: 24 in WIDTH: 48 in DISTANCE FROM TOP OF BASE SHELF TO BOTTOM OF SHELF: 70.50 in

POS	# FAC	S&S ID	UPC	NAME	CASES	CAPACITY	UNITS HIGH
337	1	929058	86665600047	Montauk Pilsner 6/12C	3.00	6.00	2.00
338	1	636547	86273700002	Montauk Driftwood Ale 6/12C	3.00	6.00	2.00
339	1	636544	86273700006	Montauk Summer Ale 6/12C	3.00	6.00	2.00
340	1	984289	86907100026	Montauk Seasonal 6/12C	3.00	6.00	2.00
341	1	833718	86907100027	Montauk Wave Chaser IPA 6/12C	3.00	6.00	2.00
362	1	716843	86273700007	Montauk Session IPA 6/12C	3.00	6.00	2.00
363	1	675699	81760601076	Captain Lawrence HopCommander 6/12C	3.00	6.00	2.00
364	1	675695	81760601060	Captain Lawrence 6th BoroughPils 6/12C	3.00	6.00	2.00
365	1	636564	85909300242	SixPoint Sweet Action 6/12C	2.75	5.00	1.00

Segment #20 : Shelf #5 DEPTH: 24 in WIDTH: 48 in DISTANCE FROM TOP OF BASE SHELF TO BOTTOM OF SHELF: 11.50 in

POS	# FAC	S&S ID	UPC	NAME	CASES	CAPACITY	UNITS HIGH
-----	-------	--------	-----	------	-------	----------	------------



SSNY 0561 EAST ISLIP



56' Cold (2x28')

PLANOGRAM BACKING TABLE

C:\Stop&Shop\New York\2018\2018 Resets\Project ShoreWave 1\SSNY 0561 EAST ISLIP 2650 SUNRISE HWY .PSA

Planogram: 561 Cold

400	1	971937	0946808164	Saranac Adirondack Trail Mix 12/12B	2.00	4.00	2.00
401	1	810173	7167007106	Saranac Twelve Beers 12/12B	2.00	4.00	2.00
402	1	960525	8769201103	Samuel Adams Seasonal 12/12B	2.00	4.00	2.00
424	1	936409	8769229103	Samuel Adams Ssnl Variety-Mix Pk 12/12B	2.00	4.00	2.00
425	1	683999	75452700024	New Belgium Fat Tire Amber Ale 12/12B	2.00	4.00	2.00
426	1	598378	75452700201	New Belgium Variety Pack 12/12B	2.00	4.00	2.00

Segment #20 : Shelf #4 DEPTH: 24 in WIDTH: 48 in DISTANCE FROM TOP OF BASE SHELF TO BOTTOM OF SHELF: 33.50 in

POS	# FAC	S&S ID	UPC	NAME	CASES	CAPACITY	UNITS HIGH
397	1	554766	85663200428	Bronx Variety 12/12C	2.00	4.00	2.00
398	1	947837	0945010124	Saranac Seasonal 12/12B	2.00	2.00	1.00
399	1	987836	8769230050	Samuel Adams Seasonal 6/12B	1.00	4.00	1.00
421	1	565847	8769200004	Samuel Adams Seasonal Select 6/12B	1.00	4.00	1.00
422	1	547683	75452700022	New Belgium Fat Tire Amber Ale 6/12B	1.00	4.00	1.00
423	1	688596	75452700716	New Belgium Fat Tire Belgn White 6/12B	2.50	4.00	1.00

Segment #20 : Shelf #3 DEPTH: 24 in WIDTH: 48 in DISTANCE FROM TOP OF BASE SHELF TO BOTTOM OF SHELF: 46.50 in

POS	# FAC	S&S ID	UPC	NAME	CASES	CAPACITY	UNITS HIGH
394	1	636438	88715100094	Coney Island Mermaid Pilsner 6/12B	1.75	4.00	1.00
395	1	517504	88715100418	Coney Island Merman IPA 6/12B	1.75	4.00	1.00
396	1	902700	8769210012	Samuel Adams Boston Lgr 6/12B	1.00	4.00	1.00
418	1	958061	8769210014	Samuel Adams Boston Lgr 12/12B	1.00	2.00	1.00
419	1	964636	63027988736	Victory Kick Back Can Pack 15/12C	2.00	2.00	2.00
420	1	684002	75452700066	New Belgium VooDoo Ranger IPA 6/12B	2.50	4.00	1.00

Segment #20 : Shelf #2 DEPTH: 24 in WIDTH: 48 in DISTANCE FROM TOP OF BASE SHELF TO BOTTOM OF SHELF: 58.50 in

POS	# FAC	S&S ID	UPC	NAME	CASES	CAPACITY	UNITS HIGH
391	1	581001	68715190018	Southampton IPA 6/12B	1.75	4.00	1.00
392	1	816954	8769200673	Samuel Adams Sam 76 6/12C	2.75	8.00	2.00
393	1	773655	8769200269	Samuel Adams Rebel Rouser 6/12B	1.00	4.00	1.00
415	1	908730	8769227102	Samuel Adams Cherry Wht 6/12B	2.50	4.00	1.00
416	1	760663	63027946506	Victory Golden Monkey 6/12B	1.00	4.00	1.00
417	1	570807	64145511065	DuClaw Sweet Baby Jesus 6/12B	2.50	4.00	1.00

Segment #20 : Shelf #1 DEPTH: 24 in WIDTH: 48 in DISTANCE FROM TOP OF BASE SHELF TO BOTTOM OF SHELF: 70.50 in

POS	# FAC	S&S ID	UPC	NAME	CASES	CAPACITY	UNITS HIGH
387	1	636565	85909300243	SixPoint Bengali 6/12C	2.75	5.00	1.00
388	1	662736	85909300246	SixPoint Resin 6/12C	2.75	5.00	1.00
389	1	701417	73079248864	Barrier Money 4/16C	2.00	4.00	1.00
390	1	649094	8769200699	Samuel Adams New England IPA 4/16C	2.00	4.00	1.00
412	1	906656	78624355014	Flying Dog The Truth Imprl IPA 6/12B	2.50	4.00	1.00
413	1	600613	78624356000	Flying Dog Double Dog DbI IPA 6/12B	2.50	4.00	1.00
414	1	755244	78624311990	Flying Dog Raging Btch Belgn Ale 6/12B	1.00	4.00	1.00



SSNY 0561 EAST ISLIP



56' Cold (2x28')

PLANOGRAM BACKING TABLE

C:\Stop&Shop\New York\2018\2018 Resets\Project ShoreWave 1\SSNY 0561 EAST ISLIP 2650 SUNRISE HWY .PSA

Planogram: 561 Cold

Segment #22 : Shelf #5 DEPTH: 24 in WIDTH: 48 in DISTANCE FROM TOP OF BASE SHELF TO BOTTOM OF SHELF: 11.50 in

POS	# FAC	S&S ID	UPC	NAME	CASES	CAPACITY	UNITS HIGH
449	1	961362	4182700712	Harpoon IPA 12/12B	4.00	4.00	2.00
450	1	701418	81994200303	Oskar Blues Canundrum 15/12C	2.50	4.00	4.00
451	1	636462	79603061493	Kona Island Hopper Variety 12/12B	3.00	4.00	2.00
475	1	624598	72383010009	Lagunitas IPA 12/12B	2.00	4.00	2.00
476	1	718701	72383010012	Lagunitas A Little Sumpin Sumpin 12/12B	3.00	4.00	2.00
477	1	982195	8378337512	Sierra Nevada Pale Ale 12/12B	2.00	4.00	2.00

Segment #22 : Shelf #4 DEPTH: 24 in WIDTH: 48 in DISTANCE FROM TOP OF BASE SHELF TO BOTTOM OF SHELF: 33.50 in

POS	# FAC	S&S ID	UPC	NAME	CASES	CAPACITY	UNITS HIGH
446	1	950147	4182700012	Harpoon Mix Pack 12/12B	3.00	2.00	1.00
447	1	922809	85961200113	21st Variety Pack 12/12C	3.00	4.00	2.00
448	1	581890	79603081491	Kona Hanalei Island IPA 6/12B	1.75	4.00	1.00
472	1	580992	72383000009	Lagunitas IPA 6/12B	1.75	4.00	1.00
473	1	762425	72383000020	Lagunitas A Little Sumpin Sumpin 6/12B	1.75	4.00	1.00
474	1	923236	8378337521	Sierra Nevada Pale Ale 6/12B	1.75	4.00	1.00

Segment #22 : Shelf #3 DEPTH: 24 in WIDTH: 48 in DISTANCE FROM TOP OF BASE SHELF TO BOTTOM OF SHELF: 46.50 in

POS	# FAC	S&S ID	UPC	NAME	CASES	CAPACITY	UNITS HIGH
443	1	952182	4182700146	Harpoon Seasonal 6/12B	2.50	4.00	1.00
444	1	636266	63123430002	Sweetwater 420 Pale 6/12B	1.75	4.00	1.00
445	1	506213	79603011496	Kona Big Wave Golden Ale 6/12B	1.75	4.00	1.00
469	1	581045	63625177612	Stone IPA 6/12B	1.75	4.00	1.00
470	1	906644	72383010001	Lagunitas Hop Stoopid Ale 6/12B	1.75	4.00	1.00
471	1	811299	8378333100	Sierra Nevada Torpedo Extra IPA 6/12B	1.75	4.00	1.00

Segment #22 : Shelf #2 DEPTH: 24 in WIDTH: 48 in DISTANCE FROM TOP OF BASE SHELF TO BOTTOM OF SHELF: 58.50 in

POS	# FAC	S&S ID	UPC	NAME	CASES	CAPACITY	UNITS HIGH
440	1	965675	79837312602	Magic Hat #9 6/12B	2.50	4.00	1.00
441	1	978033	79837312125	Magic Hat Variety Pack 12/12B	2.00	2.00	1.00
442	1	743653	81957801006	Two Roads Road 2 Ruin Dbl IPA 6/12B	1.75	4.00	1.00
466	1	549180	81957801007	Two Roads Honeyspot Road IPA 6/12B	1.00	4.00	1.00
467	1	906635	81790400083	Elysian Space Dust IPA 6/12B	1.75	4.00	1.00
468	1	571368	67243800024	Ballast Point Sculpin IPA 6/12B	1.75	4.00	1.00

Segment #22 : Shelf #1 DEPTH: 24 in WIDTH: 48 in DISTANCE FROM TOP OF BASE SHELF TO BOTTOM OF SHELF: 70.50 in

POS	# FAC	S&S ID	UPC	NAME	CASES	CAPACITY	UNITS HIGH
436	1	762900	60367510182	Allagash White 4/12B	2.00	4.00	1.00
437	1	906657	9530113104	Rogue Dead Guy Ale 6/12C	2.25	6.00	2.00
438	1	580986	81994200003	Oskar Blues Dale's Pale Ale 6/12C	2.25	6.00	2.00
439	1	565535	85961200103	21st Brew Free or Die IPA 6/12C	2.25	6.00	2.00



SSNY 0561 EAST ISLIP



56' Cold (2x28')

PLANOGRAM BACKING TABLE

C:\Stop&Shop\New York\2018\2018 Resets\Project Shore\Wave 1\SSNY 0561 EAST ISLIP 2650 SUNRISE HWY .PSA

Planogram: 561 Cold

461	1	944094	85961200131	21st Brew Free or Die BldOrg IPA 6/12C	2.25	6.00	2.00
462	1	565532	85961200102	21st Seasonal 6/12C	2.25	6.00	2.00
463	1	960316	89785300293	Cigar City Jai-Alai IPA 6/12C	2.25	6.00	2.00
464	1	913428	67243800261	Ballast Point Lager 6/12C	2.25	6.00	2.00
465	1	817333	63848900193	Dogfish Head SeaQuenchAle 6/12C	2.25	6.00	2.00

Segment #24 : Shelf #5 DEPTH: 24 in WIDTH: 48 in DISTANCE FROM TOP OF BASE SHELF TO BOTTOM OF SHELF: 11.50 in

POS	# FAC	S&S ID	UPC	NAME	CASES	CAPACITY	UNITS HIGH
495	1	634568	8378322812	Sierra Nevada Seasonal 12/12B	3.00	4.00	2.00
496	1	662734	64286090024	Founders All Day IPA 15/12C	2.00	4.00	4.00
497	1	824352	73692011651	Goose Island India Pale Ale 15/12C	2.50	4.00	4.00
515	1	911336	7199017052	Blue Moon Belgian White Ale 15/12C	2.50	4.00	4.00
516	1	953443	7199009516	Blue Moon Belgian White Ale 12/12B	2.00	4.00	2.00
517	1	991894	1820015981	Shock Top Belgian White Ale 12/12B	2.00	4.00	2.00

Segment #24 : Shelf #4 DEPTH: 24 in WIDTH: 48 in DISTANCE FROM TOP OF BASE SHELF TO BOTTOM OF SHELF: 33.50 in

POS	# FAC	S&S ID	UPC	NAME	CASES	CAPACITY	UNITS HIGH
492	1	931517	8378322822	Sierra Nevada Seasonal 6/12B	1.00	4.00	1.00
493	1	902387	64286015024	Founders All Day IPA 6/12C	2.75	8.00	2.00
494	1	565850	73692011132	Goose Island India Pale Ale 6/12B	1.00	4.00	1.00
512	1	957545	7199009511	Blue Moon Belgian White Ale 6/12B	1.00	4.00	1.00
513	1	651473	7199009554	Blue Moon Brewmaster's Sampler 12/12B	1.00	2.00	1.00
514	1	824382	1820028156	Shock Top Belgian White Ale 15/12C	1.50	2.00	2.00

Segment #24 : Shelf #3 DEPTH: 24 in WIDTH: 48 in DISTANCE FROM TOP OF BASE SHELF TO BOTTOM OF SHELF: 46.50 in

POS	# FAC	S&S ID	UPC	NAME	CASES	CAPACITY	UNITS HIGH
489	1	902377	8378311010	Sierra Nevada Hazy Little Thing 6/12C	2.75	8.00	2.00
490	1	964642	64286015031	Founders Solid Gold 6/12C	2.75	8.00	2.00
491	1	929094	73692011824	Goose Island Next Coast IPA 6/12B	1.75	4.00	1.00
509	1	941941	7199009532	Blue Moon Seasonal 6/12B	1.00	4.00	1.00
510	1	647022	7199009536	Blue Moon Seasonal 12/12B	1.00	2.00	1.00
511	1	530441	1820017991	Shock Top Sampler 12/12B	1.00	2.00	1.00

Segment #24 : Shelf #2 DEPTH: 24 in WIDTH: 48 in DISTANCE FROM TOP OF BASE SHELF TO BOTTOM OF SHELF: 58.50 in

POS	# FAC	S&S ID	UPC	NAME	CASES	CAPACITY	UNITS HIGH
486	1	545607	63848900029	Dogfish Head 60 Minute IPA 6/12B	1.00	4.00	1.00
487	1	637033	63848900189	Dogfish Head 60 Minute IPA 12/12C	3.00	4.00	2.00
488	1	549415	73692011139	Goose Island Seasonal Sampler 12/12B	1.00	2.00	1.00
506	1	549428	3410051605	Leinenkugel Seasonal Shandy 6/12B	1.00	4.00	1.00
507	1	549429	3410051607	Leinenkugel Seasonal Shandy 12/12B	2.00	2.00	1.00
508	1	651470	1820013986	Shock Top Belgian White Ale 6/12B	1.00	4.00	1.00

Segment #24 : Shelf #1 DEPTH: 24 in WIDTH: 48 in DISTANCE FROM TOP OF BASE SHELF TO BOTTOM OF SHELF: 70.50 in



SSNY 0561 EAST ISLIP



56' Cold (2x28')

PLANOGRAM BACKING TABLE

C:\Stop&Shop\New York\2018\2018 Resets\Project ShoreWave 1\SSNY 0561 EAST ISLIP 2650 SUNRISE HWY .PSA

Planogram: 561 Cold

POS	# FAC	S&S ID	UPC	NAME	CASES	CAPACITY	UNITS HIGH
483	1	636254	63848900137	Dogfish Head Namaste 6/12B	1.75	4.00	1.00
484	1	541910	74052210016	Bell's Seasonal 6/12B	1.75	4.00	1.00
485	1	541941	74052210083	Bell's Two Hearted Ale 6/12B	1.75	4.00	1.00
503	1	863262	3410078658	Leinenkugel Grapefruit Shandy 6/12B	1.75	4.00	1.00
504	1	745773	8857380002	Shiner Seasonal 6/12B	1.75	4.00	1.00
505	1	549421	8857333101	Shiner Bock 6/12B	1.75	4.00	1.00

Segment #26 : Shelf #5 DEPTH: 24 in WIDTH: 48 in DISTANCE FROM TOP OF BASE SHELF TO BOTTOM OF SHELF: 11.50 in

POS	# FAC	S&S ID	UPC	NAME	CASES	CAPACITY	UNITS HIGH
531	1	506271	8769200033	Angry Orchard Crisp Apple 12/12B	2.00	4.00	2.00
532	1	549416	8769200017	Angry Orchard Variety Pack 12/12B	3.00	4.00	2.00
533	1	908476	8834510225	Strongbow Variety Pack 12/8.5C	7.00	12.00	3.00
545	1	625070	3410008722	Redd's Apple Ale 12/12B	3.00	4.00	2.00
546	1	613872	63598512998	Mikes Hard Variety Pack 12/11B	2.00	4.00	2.00
547	1	962853	63598512001	Mikes Hard Lemonade 12/11B	3.00	4.00	2.00

Segment #26 : Shelf #4 DEPTH: 24 in WIDTH: 48 in DISTANCE FROM TOP OF BASE SHELF TO BOTTOM OF SHELF: 33.50 in

POS	# FAC	S&S ID	UPC	NAME	CASES	CAPACITY	UNITS HIGH
528	1	547660	8769282102	Angry Orchard Crisp Apple 6/12B	1.00	4.00	1.00
529	1	625028	8769200083	Angry Orchard Crisp Apple 12/12C	3.00	4.00	2.00
530	1	636382	8834510151	Strongbow Gold Hard Cider 6/11B	1.25	5.00	1.00
542	1	636622	3410000342	Redd's Wicked Apple 12/10C	3.00	4.00	2.00
543	1	517638	63598526042	Mikes HARDER Variety 8/16C	2.00	4.00	2.00
544	1	933082	63598510062	Mikes Hard Lemonade 6/11B	1.00	4.00	1.00

Segment #26 : Shelf #3 DEPTH: 24 in WIDTH: 48 in DISTANCE FROM TOP OF BASE SHELF TO BOTTOM OF SHELF: 46.50 in

POS	# FAC	S&S ID	UPC	NAME	CASES	CAPACITY	UNITS HIGH
525	1	517512	8769200660	Angry Orchard Rose 6/12B	1.75	4.00	1.00
526	1	752324	8769200754	Angry Orchard Rose 12/12C SC	2.50	3.00	1.00
527	1	697779	8834510201	Strongbow Rose Apple Cider 6/11B	2.00	5.00	1.00
539	1	549028	3410008716	Redd's Apple Ale 6/12B	1.00	4.00	1.00
540	1	613873	63598506744	Mikes Hard Black Cherry Lemonade 6/11B	1.00	4.00	1.00
541	1	928387	63598506822	Mikes Hard Light Lemonade 6/11B	1.75	4.00	1.00

Segment #26 : Shelf #2 DEPTH: 24 in WIDTH: 48 in DISTANCE FROM TOP OF BASE SHELF TO BOTTOM OF SHELF: 58.50 in

POS	# FAC	S&S ID	UPC	NAME	CASES	CAPACITY	UNITS HIGH
522	1	863258	8769200149	Angry Orchard Green Apple 6/12B	1.75	4.00	1.00
523	1	867544	8769200310	Angry Orchard Stone Dry 6/12B	1.75	4.00	1.00
524	1	778259	1820024001	Stella Artois Cidre 6/12B	1.00	4.00	1.00
536	1	810172	3410008746	Redd's Blueberry Ale 6/12B	1.75	4.00	1.00
537	1	520243	63598506064	Mikes Hard Blk Raspberry Lemnade 6/11B	1.75	4.00	1.00
538	1	921164	63598506011	Mikes Hard Cranberry Lemonade 6/11B	1.75	4.00	1.00



SSNY 0561 EAST ISLIP



56' Cold (2x28')

PLANOGRAM BACKING TABLE

C:\Stop&Shop\New York\2018\2018 Resets\Project ShoreWave 1\SSNY 0561 EAST ISLIP 2650 SUNRISE HWY .PSA

Planogram: 561 Cold

Segment #26 : Shelf #1 DEPTH: 24 in WIDTH: 48 in DISTANCE FROM TOP OF BASE SHELF TO BOTTOM OF SHELF: 70.50 in

POS	# FAC	S&S ID	UPC	NAME	CASES	CAPACITY	UNITS HIGH
520	2	798352	64499613688	Wolffer No 139 Dry Rose Cider 4/12B	2.00	8.00	1.00
521	2	798353	64499613687	Wolffer No 139 Dry White Cider 4/12B	2.00	8.00	1.00
534	2	991880	63598506074	Mikes Hard Seasonal 6/11B	2.00	8.00	1.00
535	1	549051	63598522413	Mikes Hard Strawberry Lemonade 6/11B	1.75	4.00	1.00

Segment #28 : Shelf #5 DEPTH: 24 in WIDTH: 48 in DISTANCE FROM TOP OF BASE SHELF TO BOTTOM OF SHELF: 11.50 in

POS	# FAC	S&S ID	UPC	NAME	CASES	CAPACITY	UNITS HIGH
561	1	926325	8200072908	Smirnoff Ice Party Pack 12/11B	3.00	4.00	2.00
562	1	520244	8043280290	Seagram's Escapes Variety Pack 12/11B	2.00	4.00	2.00
563	1	945270	8769283103	Twisted Tea 12/12B	2.00	4.00	2.00
573	1	950646	85389700227	Bon & Viv SS Variety Pack 12/12C SC	4.50	9.00	3.00
574	1	906584	8200078142	Smirnoff Spk Seltzer Mixed Pack 12/12C SC	7.50	9.00	3.00
575	1	906584	8200078142	Smirnoff Spk Seltzer Mixed Pack 12/12C SC	7.50	6.00	3.00

Segment #28 : Shelf #4 DEPTH: 24 in WIDTH: 48 in DISTANCE FROM TOP OF BASE SHELF TO BOTTOM OF SHELF: 33.50 in

POS	# FAC	S&S ID	UPC	NAME	CASES	CAPACITY	UNITS HIGH
558	1	929608	8200072754	Smirnoff Ice Raspberry 6/11B	1.75	4.00	1.00
559	1	918455	8200072385	Smirnoff Ice 6/11B	1.00	4.00	1.00
560	1	911679	8769283102	Twisted Tea 6/12B	1.75	4.00	1.00
572	4	591899	8769200686	Truly Spiked Spkkg Berry Variety 12/12C SC	7.00	12.00	1.00

Segment #28 : Shelf #3 DEPTH: 24 in WIDTH: 48 in DISTANCE FROM TOP OF BASE SHELF TO BOTTOM OF SHELF: 46.50 in

POS	# FAC	S&S ID	UPC	NAME	CASES	CAPACITY	UNITS HIGH
555	1	545894	8200073214	Smirnoff Ice Grape 6/11B	1.75	4.00	1.00
556	1	929312	8200072751	Smirnoff Ice Green Apple 6/11B	1.75	4.00	1.00
557	1	939973	8769200378	Twisted Tea Mix Pack 12/12C	3.00	4.00	2.00
570	1	813442	3354495076	Svedka Spk Seltzer Variety Pack 12/12C SC	2.50	3.00	1.00
571	3	904603	8769200424	Truly Spiked Spkkg Mix Pack 12/12C SC	4.50	9.00	1.00

Segment #28 : Shelf #2 DEPTH: 24 in WIDTH: 48 in DISTANCE FROM TOP OF BASE SHELF TO BOTTOM OF SHELF: 58.50 in

POS	# FAC	S&S ID	UPC	NAME	CASES	CAPACITY	UNITS HIGH
551	1	624501	1820022992	Ritas Lime-A-Rita Seasonal 12/8C	1.50	3.00	1.00
552	1	549378	1820020993	Ritas Straw-Ber-Rita 12/8C	1.50	3.00	1.00
553	1	565879	1820019987	Ritas Lime-A-Rita 12/8C	2.50	3.00	1.00
554	1	963992	8769275102	Twisted Tea Half & Half 6/12B	1.75	4.00	1.00
568	1	902386	3410051660	Henrys Hard Sprkng Variety Pack 12/12C SC	2.50	3.00	1.00
569	3	906654	63598554890	White Claw Variety Pk HrdSeltzer 12/12C SC	5.50	9.00	1.00

Segment #28 : Shelf #1 DEPTH: 24 in WIDTH: 48 in DISTANCE FROM TOP OF BASE SHELF TO BOTTOM OF SHELF: 70.50 in



SSNY 0561 EAST ISLIP



56' Cold (2x28')

PLANOGRAM BACKING TABLE

C:\Stop&Shop\New York\2018\2018 Resets\Project Shore\Wave 1\SSNY 0561 EAST ISLIP 2650 SUNRISE HWY .PSA

Planogram: 561 Cold

POS	# FAC	S&S ID	UPC	NAME	CASES	CAPACITY	UNITS HIGH
548	1	642577	9200002000	Small Town Not Your Fathers RtBr 6/12B	1.00	4.00	1.00
549	1	981748	3410098916	Henrys Hard Soda Orange Ale 6/12B	1.00	4.00	1.00
550	1	581214	61300874833	Arnold Palmer Spiked Half & Half 6/12C	2.25	6.00	2.00
564	1	917663	8769200877	Wild Leaf Blk Lemon Honeyskl Tea 6/12B	1.75	4.00	1.00
565	1	777538	63598520025	White Claw Blk Cherry HrdSeltzer 6/12C	2.00	5.00	1.00
566	1	777537	63598520028	White Claw Rby Grpfrt HrdSeltzer 6/12C	1.50	3.00	1.00
567	1	777536	63598502598	White Claw Natrl Lime HrdSeltzer 6/12C	1.50	3.00	1.00

SKUs on Planogram: 343