



SSNY 0553 SOUTH SETAUCKET

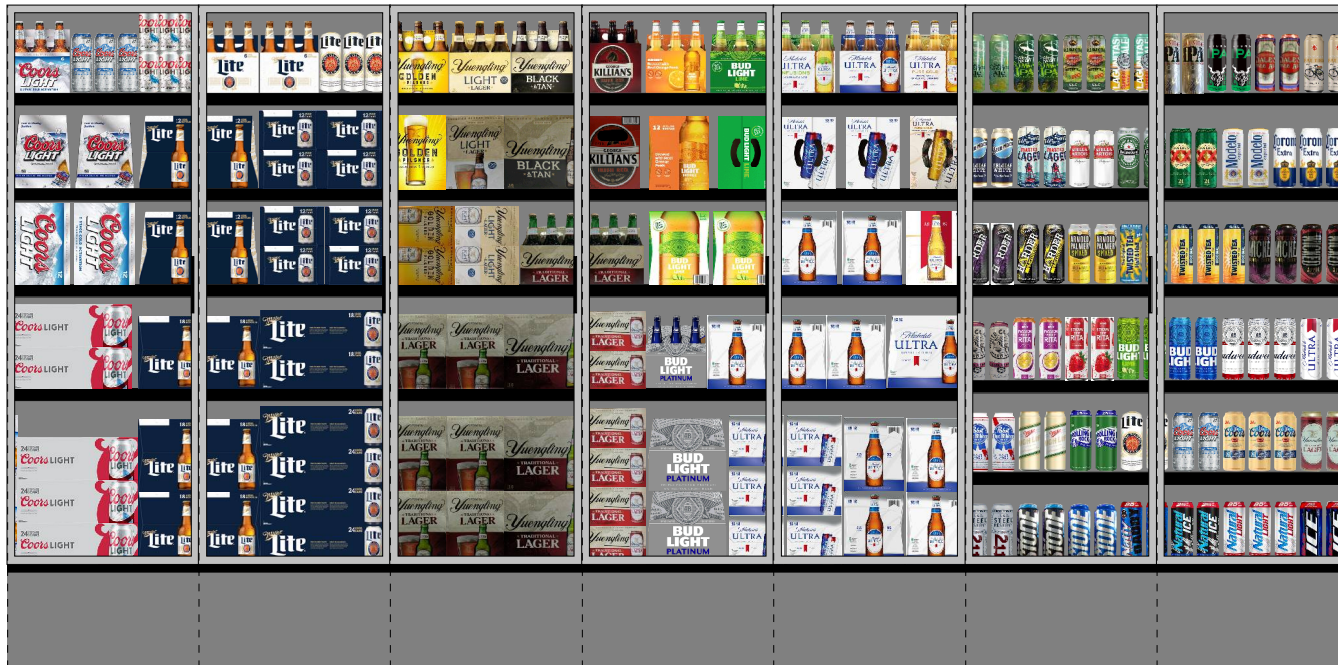
98' COLD (28', 54', 16')





SSNY 0553 SOUTH SETAUCKET

98' COLD (28', 54', 16')





SSNY 0553 SOUTH SETAUCKET



98' COLD (28', 54', 16')





SSNY 0553 SOUTH SETAUCKET

98' COLD (28', 54', 16')





SSNY 0553 SOUTH SETAUCKET



98' COLD (28', 54', 16')






SSNY 0553 SOUTH SETAUCKET



98' COLD (28', 54', 16')






SSNY 0553 SOUTH SETAUCKET



98' COLD (28', 54', 16')

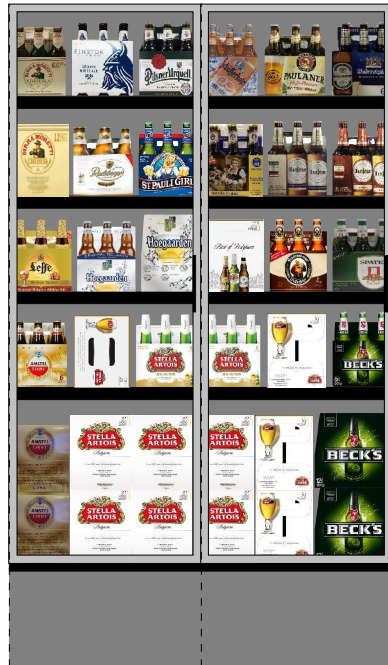




SSNY 0553 SOUTH SETAUCKET



98' COLD (28', 54', 16')





SSNY 0553 SOUTH SETAUCKET



98' COLD (28', 54', 16')

PLANOGRAM BACKING TABLE

C:\Stop&Shop\New York\2019\Project Shore\Wave 2\SSNY 0553 SOUTH SETAUCKET 260 POND PATH .PSA

Planogram: 553 Cold

Segment #1 : Shelf #5 DEPTH: 27 in WIDTH: 48 in DISTANCE FROM TOP OF BASE SHELF TO BOTTOM OF SHELF: 12.00 in

POS	# FAC	S&S ID	UPC	NAME	CASES	CAPACITY	UNITS HIGH
31	1	688595	7199028151	Keystone Ice 15/12C	3.50	6.00	3.00
32	1	686488	7199048045	Keystone Light 15/12C	3.50	6.00	3.00
33	1	504168	1820028443	Natural Ice 15/12C	4.50	8.00	4.00
64	1	747473	1820020077	Natural Light 15/12C	4.50	8.00	4.00
65	1	953980	2210000170	Pabst 12/12C	4.00	8.00	4.00
66	1	929853	3410001509	Miller High Life 12/12B	3.00	4.00	2.00

Segment #1 : Shelf #4 DEPTH: 24 in WIDTH: 48 in DISTANCE FROM TOP OF BASE SHELF TO BOTTOM OF SHELF: 33.50 in

POS	# FAC	S&S ID	UPC	NAME	CASES	CAPACITY	UNITS HIGH
28	1	798172	3410031344	Milwaukee's Best 15/12C	1.50	2.00	2.00
29	1	798171	3410007344	Milwaukee's Best Light 15/12C	1.50	2.00	2.00
30	1	905539	1820061047	Busch 12/12C	3.00	4.00	2.00
61	1	924103	1820000801	Busch Light 12/12C	3.00	4.00	2.00
62	1	946388	2210000289	Pabst 6/12B	1.75	4.00	1.00
63	1	929853	3410001509	Miller High Life 12/12B	3.00	2.00	1.00

Segment #1 : Shelf #3 DEPTH: 24 in WIDTH: 48 in DISTANCE FROM TOP OF BASE SHELF TO BOTTOM OF SHELF: 46.50 in

POS	# FAC	S&S ID	UPC	NAME	CASES	CAPACITY	UNITS HIGH
25	1	906288	7143934806	Rolling Rock 6/12B	1.00	4.00	1.00
26	1	927367	7143945712	Rolling Rock 12/12B	1.00	2.00	1.00
27	1	920888	7143934450	Rolling Rock 12/12C	2.00	4.00	2.00
58	1	937143	1820000031	Natural Light 6/12C	2.00	8.00	2.00
59	1	618978	2210000412	Pabst Easy 12/12C	3.00	4.00	2.00
60	1	938476	3410001505	Miller High Life 6/12B	1.00	4.00	1.00

Segment #1 : Shelf #2 DEPTH: 24 in WIDTH: 48 in DISTANCE FROM TOP OF BASE SHELF TO BOTTOM OF SHELF: 58.50 in

POS	# FAC	S&S ID	UPC	NAME	CASES	CAPACITY	UNITS HIGH
22	1	929403	7199077005	Coors NA 6/12B	1.75	4.00	1.00
23	1	965813	1820002992	O'Doul's Amber 6/12B	1.75	4.00	1.00
24	1	924070	1820000784	O'Doul's 6/12B	1.75	4.00	1.00
55	1	924231	1820079047	O'Doul's 12/12C	3.00	4.00	2.00
56	1	905130	7248002403	Schaefer 12/12C	2.00	4.00	2.00
57	1	981204	7031000141	Narragansett Lager 12/12C	3.00	4.00	2.00

Segment #1 : Shelf #1 DEPTH: 24 in WIDTH: 48 in DISTANCE FROM TOP OF BASE SHELF TO BOTTOM OF SHELF: 70.50 in

POS	# FAC	S&S ID	UPC	NAME	CASES	CAPACITY	UNITS HIGH
19	1	919119	4257205715	Clausthaler NA 6/12B	1.75	4.00	1.00
20	1	927603	4257205106	Clausthaler NA 6/12C	999999...	8.00	2.00



SSNY 0553 SOUTH SETAUCKET



98' COLD (28', 54', 16')

PLANOGRAM BACKING TABLE

C:\Stop&Shop\New York\2019\Project Shore\Wave 2\SSNY 0553 SOUTH SETAUCKET 260 POND PATH .PSA

Planogram: 553 Cold

21	1	932778	8248812700	Becks NA 6/12B	1.75	4.00	1.00
52	1	623345	7289000621	Heineken 0.0 6/12B	1.75	4.00	1.00
53	1	953563	2210000074	Pabst 6/16C	1.75	4.00	1.00
54	1	603059	7213055001	Narragansett Lager 6/16C	1.75	4.00	1.00

Segment #26 : Shelf #3 DEPTH: 24 in WIDTH: 1,18... DISTANCE FROM TOP OF BASE SHELF TO BOTTOM OF SHELF: 95.00 in

POS	# FAC	S&S ID	UPC	NAME	CASES	CAPACITY	UNITS HIGH
14	1	908729	1820000964	Natural Ice 12/12C	1.00	2.00	1.00
15	1	928455	1820015047	Natural Light 12/12C	1.00	2.00	1.00
16	1	629352	1820020998	Bud Light 8/16AL	0.67	2.00	1.00
17	1	939427	1820020002	Best Damn Root Beer 6/12B	0.75	3.00	1.00
18	1	869150	1820020012	Best Damn Cream Soda 6/12B	0.75	3.00	1.00
47	1	959518	3410098922	Henrys Hard Soda Ginger Ale 6/12B	0.75	3.00	1.00
48	1	845739	63598501026	Mikes Classic Lime Margarita 6/11B	0.75	3.00	1.00
49	1	636299	63598525945	Mikes HARDER Lemonade 12/8C	1.00	2.00	1.00
50	1	636298	63598525948	Mikes HARDER Blk Cherry Lemonade 12/8C	1.00	2.00	1.00
51	1	571317	64286020024	Founders All Day IPA 6/12B	0.50	2.00	1.00
79	1	807564	81760601020	Captain Lawrence IPA 6/12B	0.75	3.00	1.00
80	1	906645	8378337533	Sierra Nevada SideCar Orange IPA 6/12B	0.75	3.00	1.00
81	1	593077	8378337543	Sierra Nevada Tropical Torpedo 6/12B	0.75	3.00	1.00
82	1	930901	85998900504	Greenport Harbor Harbor Ale 6/12B	0.75	3.00	1.00
105	1	549166	8769200079	Angry Orchard Seasonal 6/12B	0.75	3.00	1.00
106	1	636227	8769200127	Samuel Adams Rebel IPA 6/12B	0.75	3.00	1.00
107	1	869118	8769200343	Samuel Adams Rebel Grapefruit IPA 6/12B	0.75	3.00	1.00
108	1	539884	8834510158	Strongbow Honey Apple Cider 6/11B	0.75	3.00	1.00
109	1	824372	8834510182	Strongbow Cherry Blossom Hrd Cdr 6/11B	0.75	3.00	1.00
130	1	930892	88715100213	Coney Island Hard Root Beer 6/12B	0.75	3.00	1.00
131	1	959517	88715100312	Coney Island Hard Orange Cream 6/12B	0.75	3.00	1.00
132	1	567387	9200002013	Small Town Not Your Fathers Gngr 6/12B	0.75	3.00	1.00
133	1	616141	3410008730	Redd's Rotating 6/12B	0.75	3.00	1.00
134	1	591801	69092600026	Speakeasy Prohibition Ale 6/12B	0.75	3.00	1.00
151	1	591800	69092600036	Speakeasy Big Daddy IPA 6/12B	0.75	3.00	1.00
152	1	647044	63770400082	Troegs Hopback Amber Ale 6/12B	0.75	3.00	1.00
153	1	909679	79556300002	Smuttynose Old Brown Dog 6/12B	0.75	3.00	1.00
154	1	777922	79603031499	Kona Aloha Series 6/12B	0.75	3.00	1.00
155	1	867541	8382012422	Guinness Nitro IPA 6/11C	0.75	3.00	1.00
170	1	984289	86273700026	Montauk Arrowhead Irish Red 6/12C	0.75	3.00	1.00
171	1	636433	88715100102	Coney Island Seasonal 6/12B	0.75	3.00	1.00
172	1	840182	0945001150	Saranac Our Legacy IPA 6/12B	0.75	3.00	1.00
173	1	835436	88715100195	Coney Island Overpass IPA 6/12B	0.75	3.00	1.00
192	1	615991	8769200506	Samuel Adams Rebel Juiced IPA 6/12B	0.75	3.00	1.00
193	1	528146	75452700690	New Belgium Dayblazer 15/12C	0.50	1.00	1.00
194	1	905575	7248000003	Schaefer 6/12C	0.75	3.00	1.00
195	1	869154	79837330065	Magic Hat Low Key IPA 6/12B	0.75	3.00	1.00
196	1	548651	73692011140	Goose Island Seasonal 12/12B	1.00	2.00	1.00
217	1	835428	64145511075	DuClaw Dirty Little Freak 6/12B	0.75	3.00	1.00
218	1	547440	71925600083	Long Trail Limbo IPA 6/12B	0.75	3.00	1.00
219	1	565324	73692011182	Goose Island 312 Urban Wheat Ale 6/12B	0.75	3.00	1.00
220	1	581886	75452700711	New Belgium Citradelic Exotic Lime 6/12B	0.75	3.00	1.00
240	1	869152	1820020015	Ritas Rita Splash Stbry 6/12B	0.75	3.00	1.00



SSNY 0553 SOUTH SETAUCKET



98' COLD (28', 54', 16')

PLANOGRAM BACKING TABLE

C:\Stop&Shop\New York\2019\Project Shore\Wave 2\SSNY 0553 SOUTH SETAUCKET 260 POND PATH .PSA

Planogram: 553 Cold

241	1	743674	3410098930	Redd's Seasonal 6/12B	0.75	3.00	1.00
242	1	636344	3410000340	Redd's Variety Pack 12/12B	1.00	2.00	1.00
243	1	686487	3410051623	Henrys Hard Sprkng Lemon Lime 6/12B	0.75	3.00	1.00
244	1	686486	3410051625	Henrys Hard Sprkng Passion Frt 6/12B	0.75	3.00	1.00
267	1	515383	3410051621	Henrys Hard Soda Grape 6/12B	0.75	3.00	1.00
268	1	636785	88715100051	Traveler Ltd Release 6/12C	0.75	3.00	1.00
269	1	565844	70277008201	Omission Pale Ale 6/12B	0.75	3.00	1.00
270	1	636254	63848900137	Dogfish Head Namaste 6/12B	0.75	3.00	1.00
294	1	906640	8382018194	Guinness Brewers Collection 12/11B	1.00	2.00	1.00
295	1	926132	71925600066	Long Trail Seasonal Survival Pk 12/12B	1.00	2.00	1.00
296	1	910589	4182701412	Harpoon Seasonal 12/12B	1.00	2.00	1.00
297	1	675703	1820020048	Best Damn Hard Tea Original 6/12B	0.75	3.00	1.00
319	1	901774	2210000071	Pabst 6/12C	0.75	3.00	1.00
320	1	863275	8834510168	Strongbow Variety Pack 12/11B	1.00	2.00	1.00
321	1	773655	8769200269	Samuel Adams Rebel Rouser 6/12B	0.75	3.00	1.00
322	1	869119	8769200300	Samuel Adams Pack of Rebels Var 12/12C	1.00	2.00	1.00
356	1	926598	8839400006	Spaten Oktoberfest 6/12B	0.75	3.00	1.00
357	1	580991	63027946706	Victory HopDevil Ale 6/12B	0.75	3.00	1.00
358	1	649094	8769200699	Samuel Adams New England IPA 4/16C	0.67	4.00	1.00
359	1	581212	85797300316	Grey Sail Captains Daughter 4/12C	0.67	4.00	1.00
360	1	662732	85114800506	Great South Bay Seasonal 6/12B	0.75	3.00	1.00
382	1	930902	85114800505	Great South Bay Massive IPA 6/12B	0.75	3.00	1.00
393	1	662731	85114800500	Great South Bay Blood Orange 6/12B	0.75	3.00	1.00
394	1	515926	85114800551	Great South Bay Blonde Ambition 6/12B	0.75	3.00	1.00
395	1	944091	85961200134	21st Variety Pack 15/12C	0.50	1.00	1.00
396	1	906644	72383010001	Lagunitas Hop Stoopid Ale 6/12B	0.75	3.00	1.00
421	1	636592	85389700217	Spiked Seltzer IndRvr Grapefruit 6/12B	0.75	3.00	1.00
422	1	636590	85389700215	Spiked Seltzer West Indies Lime 6/12B	0.75	3.00	1.00
423	1	636591	85389700216	Spiked Seltzer Valencia Orange 6/12B	0.75	3.00	1.00
424	1	675664	73692011712	Goose Island Seasonal Sampler 15/12C	0.50	1.00	1.00
425	1	904137	3410031602	Milwaukee's Best 12/12C	1.00	2.00	1.00
452	1	590117	8066095683	Corona Familiar 1/32B	0.50	6.00	1.00
453	1	604765	3354495051	Corona Familiar 6/12B	0.75	3.00	1.00
454	1	908472	4006317546	Kirin Ichiban 6/12B	0.75	3.00	1.00
455	1	929068	4257204606	Schofferhofer Pomogranate Hefe 6/11B	0.75	3.00	1.00
456	1	942071	6821311322	Molson XXX 6/12B	0.75	3.00	1.00
480	1	920982	71905700131	Presidente 6/12B	0.75	3.00	1.00
481	1	982014	7231113312	Pilsner Urquell 12/12B	1.00	2.00	1.00
482	1	921553	7231133140	Dos Equis Ambar 12/12B	1.00	2.00	1.00
483	1	920945	7231163009	Moosehead Beer 6/12B	0.75	3.00	1.00
505	1	580895	8066095315	Pacifico Clara 12/12B	1.00	2.00	1.00
506	1	990030	8066095787	Negra Modelo 12/12B	0.50	1.00	1.00
507	1	995461	8382013894	Red Stripe 12/12B	1.00	2.00	1.00
532	1	752614	8982600141	Tecate 4/16C	0.67	4.00	1.00
533	1	921099	9200001306	Tsingtao 6/12B	0.75	3.00	1.00
534	1	902460	3410000354	Miller Lite 6/12C	0.75	3.00	1.00

Segment #26 : Shelf #2 DEPTH: 24 in WIDTH: 1,18... DISTANCE FROM TOP OF BASE SHELF TO BOTTOM OF SHELF: 109.00 in

POS	# FAC	S&S ID	UPC	NAME	CASES	CAPACITY	UNITS HIGH
6	1	986699	7825000328	Steel Res. High Gravity 1/24C	2.17	8.00	1.00



SSNY 0553 SOUTH SETAUCKET



98' COLD (28', 54', 16')

PLANOGRAM BACKING TABLE

C:\Stop&Shop\New York\2019\Project Shore\Wave 2\SSNY 0553 SOUTH SETAUCKET 260 POND PATH .PSA

Planogram: 553 Cold

7	1	710191	7199047712	Keystone Ice 1/24C	2.17	8.00	1.00
8	1	924891	7199048024	Keystone Light 1/24C	2.17	8.00	1.00
9	1	624493	1820025013	Natty Daddy 1/25C	1.73	8.00	1.00
10	1	614079	1820025008	Natural Ice 1/25C	1.73	8.00	1.00
11	1	614080	1820025002	Natural Light 1/25C	2.33	8.00	1.00
12	1	614081	1820025006	Bud Ice 1/25C	1.73	8.00	1.00
13	1	906667	2210000004	Pabst 1/24C	2.00	8.00	1.00
38	1	817340	3410000005	Miller High Life 1/24C	2.00	8.00	1.00
39	1	916998	7143900601	Rolling Rock 1/25C	1.60	8.00	1.00
40	1	759138	8992460024	Yuengling Traditional Lager 1/24C	1.60	8.00	1.00
41	1	618976	63598526038	White Claw Blk Cherry HrdSeltzer 1/19C	1.13	9.00	1.00
42	1	567185	1820025538	Ritas Lime-A-Rita Seasonal 1/25C	1.60	8.00	1.00
43	1	827164	1820025505	Ritas Straw-Ber-Rita 1/25C	1.60	8.00	1.00
44	1	624559	1820025009	Bud Light Lime 1/25C	1.60	8.00	1.00
45	1	675669	1820025010	Michelob Ultra 1/25C	1.60	8.00	1.00
46	1	796560	63598513215	Mikes HARDER Black Cherry 1/23.5C	2.00	8.00	1.00
71	1	817339	63598524583	Mikes HARDER Lemonade 1/23.5C	2.00	8.00	1.00
72	1	556647	61300874829	Arnold Palmer Spiked Half & Half 1/24C	2.00	8.00	1.00
73	1	749215	8769275231	Twisted Tea Half & Half 1/24C	2.00	8.00	1.00
74	1	748707	8769283231	Twisted Tea 1/24C	2.67	8.00	1.00
75	1	962187	3410000387	Redd's Wicked Black Cherry 1/24C	2.00	8.00	1.00
76	1	781739	3410000323	Redd's Wicked Apple 1/24C	2.00	8.00	1.00
77	1	697798	7199017049	Blue Moon Belgian White Ale 1/24C	2.00	8.00	1.00
78	1	927585	68174500151	Blue Point Toasted Lager 1/25C	1.60	8.00	1.00
96	1	567183	78615000170	Stella Artois 1/19C	1.13	9.00	1.00
97	1	816977	7231132124	Dos Equis Lager 1/24C	2.00	8.00	1.00
98	1	681229	8066095721	Modelo 1/24C	2.00	8.00	1.00
99	1	752737	8066095643	Corona Extra 1/24C	2.67	8.00	1.00
100	1	556652	63848900307	Dogfish Head SeaQuenchAle 1/19C	1.13	9.00	1.00
101	1	556650	63848900306	Dogfish Head 60 Minute IPA 1/19C	1.13	9.00	1.00
102	1	829981	64286013024	Founders All Day IPA 1/19C	1.13	9.00	1.00
103	1	796565	72383019245	Lagunitas Sumpin Easy 1/19C	1.13	9.00	1.00
104	1	913538	72383001192	Lagunitas IPA 1/19C	1.13	9.00	1.00
125	1	798169	63625174211	Stone IPA 1/19C	1.13	9.00	1.00
126	1	517501	81994200016S	Oskar Blues Dale's Pale Ale 1/19C	1.13	9.00	1.00
127	1	779425	75452700903	New Belgium Fat Tire Belgn White 1/19C	1.13	9.00	1.00
128	1	580941	1820096624	Michelob Ultra 18/12B	3.00	1.00	1.00
129	1	696892	1820020083	Michelob Ultra Pure Gold 12/12B	2.00	2.00	1.00
147	1	911334	1820020080	Bud Light Orange 12/12B	2.00	2.00	1.00
148	1	991887	1820015983	Bud Light Lime 12/12C SC	2.50	2.00	1.00
149	1	929057	1820020144	Michelob Ultra Pure Gold 12/12C SC	2.50	2.00	1.00
150	1	911333	1820020079	Bud Light Orange 6/12B	1.75	3.00	1.00
166	1	591142	1820012989	Michelob Ultra Inf Lime PrcklyPr 6/12B	1.75	3.00	1.00
167	1	781738	1820020082	Michelob Ultra Pure Gold 6/12B	1.75	3.00	1.00
168	1	833758	8992433481	Yuengling Golden Pilsner 12/12C	3.00	2.00	1.00
169	1	520247	8992423050	Yuengling Light Lager 12/12C	3.00	2.00	1.00
187	1	829980	8992433125	Yuengling Golden Pilsner 12/12B	2.00	2.00	1.00
188	1	829979	8992433567	Yuengling Golden Pilsner 6/12B	1.75	3.00	1.00
189	1	500483	8992420111	Yuengling Light Lager 6/12B	1.75	3.00	1.00
190	1	726522	1820020069	Budweiser Reserve Series 6/12B	2.75	3.00	1.00
191	1	919119	4257205715	Clausthaler NA 6/12B	1.75	3.00	1.00
212	1	927603	4257205106	Clausthaler NA 6/12C	999999...	3.00	1.00



SSNY 0553 SOUTH SETAUCKET



98' COLD (28', 54', 16')

PLANOGRAM BACKING TABLE

C:\Stop&Shop\New York\2019\Project Shore\Wave 2\SSNY 0553 SOUTH SETAUCKET 260 POND PATH .PSA

Planogram: 553 Cold

213	1	932778	8248812700	Becks NA 6/12B	1.75	3.00	1.00
214	1	623345	7289000621	Heineken 0.0 6/12B	1.75	3.00	1.00
215	1	953563	2210000074	Pabst 6/16C	1.75	3.00	1.00
216	1	603059	7213055001	Narragansett Lager 6/16C	1.75	3.00	1.00
236	1	929403	7199077005	Coors NA 6/12B	1.75	3.00	1.00
237	1	965813	1820002992	O'Doul's Amber 6/12B	1.75	3.00	1.00
238	1	924070	1820000784	O'Doul's 6/12B	1.75	3.00	1.00
239	1	924231	1820079047	O'Doul's 12/12C	3.00	2.00	1.00
262	1	981204	7031000141	Narragansett Lager 12/12C	3.00	2.00	1.00
263	1	618978	2210000412	Pabst Easy 12/12C	3.00	2.00	1.00
264	1	798172	3410031344	Milwaukee's Best 15/12C	1.50	1.00	1.00
265	1	798171	3410007344	Milwaukee's Best Light 15/12C	1.50	1.00	1.00
266	1	905539	1820061047	Busch 12/12C	3.00	2.00	1.00
289	1	924103	1820000801	Busch Light 12/12C	3.00	2.00	1.00
290	1	946388	2210000289	Pabst 6/12B	1.75	3.00	1.00
291	1	688595	7199028151	Keystone Ice 15/12C	3.50	1.00	1.00
292	1	686488	7199048045	Keystone Light 15/12C	3.50	1.00	1.00
293	1	504168	1820028443	Natural Ice 15/12C	4.50	1.00	1.00
314	1	747473	1820020077	Natural Light 15/12C	4.50	1.00	1.00
315	1	752347	85114800597	Great South Bay Variety Pack 12/12C	5.00	2.00	1.00
316	1	675665	68174500145	Blue Point Seasonal 18/12C	5.00	1.00	1.00
317	1	908440	68174500210	Blue Point Shore Thing 18/12C	5.00	1.00	1.00
318	1	675685	68174500134	Blue Point Toasted Lager 18/12C	9.00	1.00	1.00
352	1	657162	81601402080	Southern Tier Variety 15/12C	4.50	1.00	1.00
353	1	927596	85663200468	Bronx IPA Variety Pack 12/12C	5.00	2.00	1.00
354	1	813036	3061300058	Brooklyn Seasonal 12/12B	3.00	2.00	1.00
355	1	984300	3061300074	Brooklyn Variety Pack 12/12C	5.00	2.00	1.00
381	1	752348	85114800557	Great South Bay Seasonal 6/12C	2.25	3.00	1.00
388	1	798134	85114800555	Great South Bay Blood Orange 6/12C	2.25	3.00	1.00
389	1	798135	85114800561	Great South Bay Blonde Ambition 6/12C	2.25	3.00	1.00
390	1	777534	85114900424	Long Ireland Celtic Ale 6/12C	2.75	3.00	1.00
391	1	653855	85114900415	Long Ireland Seasonal 6/12B	1.75	3.00	1.00
392	1	632439	68174511130	Blue Point Blueberry Ale 6/12B	1.75	3.00	1.00
416	1	713472	68174511102	Blue Point Hoptical Illusion 6/12B	1.75	3.00	1.00
417	1	504565	68174500068	Blue Point Beach Plum Gose 6/12C	2.75	3.00	1.00
418	1	927586	68174500215	Blue Point The IPA 6/12C	2.75	3.00	1.00
419	1	937123	60940872979	Port Jeff Party Boat IPA 6/12C	2.75	3.00	1.00
420	1	504559	85998900520	Greenport Harbor Seasonal 6/12C	2.75	3.00	1.00
448	1	937126	85998900516	Greenport Harbor Otherside IPA 6/12B	1.75	3.00	1.00
449	1	581001	68715190018	Southampton IPA 6/12B	1.75	3.00	1.00
450	1	927582	73079248873	Barrier Green Room 4/16C	999999...	4.00	1.00
451	1	701417	73079248864	Barrier Money 4/16C	1.33	4.00	1.00
475	1	929058	86665600047	Montauk Pilsner 6/12C	2.25	3.00	1.00
476	1	833718	86907100027	Montauk Wave Chaser IPA 6/12C	2.25	3.00	1.00
477	1	716843	86273700007	Montauk Session IPA 6/12C	2.25	3.00	1.00
478	1	636547	86273700002	Montauk Driftwood Ale 6/12C	2.25	3.00	1.00
479	1	636544	86273700006	Montauk Summer Ale 6/12C	3.75	3.00	1.00
500	1	984289	86907100026	Montauk Seasonal 6/12C	2.25	3.00	1.00
501	1	675699	81760601076	Captain Lawrence HopCommander 6/12C	2.75	3.00	1.00
502	1	927617	85586700635	Five Boroughs Tiny Juicy IPA 6/12C	999999...	3.00	1.00
503	1	929071	85909300268	SixPoint Seasonal 6/12C	2.00	3.00	1.00
504	1	675695	81760601060	Captain Lawrence 6th BoroughPils 6/12C	2.75	3.00	1.00



SSNY 0553 SOUTH SETAUCKET



98' COLD (28', 54', 16')

PLANOGRAM BACKING TABLE

C:\Stop&Shop\New York\2019\Project Shore\Wave 2\SSNY 0553 SOUTH SETAUCKET 260 POND PATH .PSA

Planogram: 553 Cold

527	1	927616	85586700622	Five Boroughs Pilsner 6/12C	999999...	3.00	1.00
528	1	927598	3061311212	Brooklyn Defender IPA 6/12B	1.75	3.00	1.00
529	1	927597	3061301951	Brooklyn Bel Air Sour 6/12B	1.75	3.00	1.00
530	1	517504	88715100418	Coney Island Merman IPA 6/12B	1.75	3.00	1.00
531	1	506234	85375900027	Southern Tier 2XIPA 6/12B	1.75	3.00	1.00
555	1	927595	85663200427	Bronx Seasonal 6/12C	2.75	3.00	1.00
556	1	927590	85663200433	Bronx No Resolutions IPA 6/12C	2.75	3.00	1.00
557	1	926107	3061300019	Brooklyn East India Pale Ale 6/12B	1.75	3.00	1.00
558	1	579971	73692011821	Goose Island Next Coast IPA 12/12C	5.00	2.00	1.00
578	1	824352	73692011651	Goose Island India Pale Ale 15/12C	4.50	1.00	1.00
579	1	506287	8769200037	Samuel Adams Seasonal Select 12/12B	2.00	2.00	1.00
580	1	957272	81957801036	Two Roads Lil Heaven Session IPA 12/12C	3.00	2.00	1.00
581	1	636372	0945001228	Saranac Can Do Variety Pack 12/12C	3.00	2.00	1.00
582	1	500326	81957801052	Two Roads Beer Bus Variety Pack 12/12C	5.00	2.00	1.00
605	1	908483	7167084200	Saranac Adirondack Trail Mix 6/12B	1.75	3.00	1.00
606	1	913546	8769200687	Samuel Adams New England IPA 6/12C	2.75	3.00	1.00
607	1	816954	8769200673	Samuel Adams Sam 76 6/12C	2.75	3.00	1.00
608	1	531581	8769200494	Samuel Adams Sam 76 6/12B	2.00	2.00	1.00
629	1	929060	64944099818	Ommegang Nirvana IPA 6/12B	1.75	3.00	1.00
630	1	929055	85669400606	LIC Beer Project Higher Burnin' IPA 4/16C	999999...	4.00	1.00
631	1	929054	85669400608	LIC Beer Project Coded Tiles Pale Ale 4/16C	999999...	4.00	1.00
632	1	929078	4023257420	Three's Vilet Pilsner 4/16C	999999...	4.00	1.00
633	1	929079	4023246324	Three's Logical Conclusion IPA 4/16C	999999...	4.00	1.00
653	1	908966	85654400742	Lord Hobo Boom Sauce 4/16C	1.33	4.00	1.00
654	1	929056	85654400766	Lord Hobo Variety 6/12C	999999...	3.00	1.00
655	1	724022	80487946775	Stony Creek Big Cranky 4/16C	1.33	4.00	1.00
656	1	869156	80487954077	Stony Creek Cranky IPA 6/12C	2.75	3.00	1.00
677	1	629129	81957801027	Two Roads Seasonal 6/12B	1.75	3.00	1.00
678	1	528777	64944000025	Ommegang Three Philosophers 4/12B	1.33	4.00	1.00
679	1	929059	64944000184	Ommegang Brut IPA 4/12B	999999...	4.00	1.00
680	1	606830	86036700072	Sloop Juice Bomb IPA 6/12C	999999...	3.00	1.00
681	1	646983	71925600019	Long Trail Green Blaze IPA 6/12B	1.75	3.00	1.00
700	1	965712	71925600005	Long Trail Ale 6/12B	1.75	3.00	1.00
701	1	863261	1996216453	Narragansett Dels Shandy 12/12C	3.00	2.00	1.00
702	1	932787	8769230030	Samuel Adams Boston Ale 6/12B	1.75	3.00	1.00
703	1	762900	60367510182	Allagash White 4/12B	2.00	4.00	1.00
704	1	927570	60367512882	Allagash Saison 4/12B	2.00	4.00	1.00
724	1	927571	60367510482	Allagash Tripel 4/12B	1.33	4.00	1.00
725	1	927626	4182700337	Harpoon Rec League 4/16C	999999...	4.00	1.00
726	1	966762	4182700077	Harpoon IPA 4/16C	1.33	4.00	1.00
727	1	983086	63027977606	Victory Sour Monkey 6/12B	1.75	3.00	1.00
749	1	965675	79837312602	Magic Hat #9 6/12B	1.75	3.00	1.00
750	1	647304	4182790036	Harpoon UFO White 6/12B	1.75	3.00	1.00
751	1	547544	4182790046	Harpoon UFO Seasonal 6/12B	1.75	3.00	1.00
752	1	927569	8769200846	Samuel Adams Boston 262 Marathon 6/12B	1.75	3.00	1.00
753	1	977944	79837312123	Magic Hat #9 12/12B	2.00	2.00	1.00
774	1	927624	4182700334	Harpoon Rec League 15/12C	999999...	1.00	1.00
775	1	936380	4182700076	Harpoon IPA 6/12B	1.75	3.00	1.00
776	1	964636	63027988736	Victory Kick Back Can Pack 15/12C	4.50	1.00	1.00
777	1	929050	72383037011	Lagunitas Daytime Fractional IPA 6/12C	2.75	3.00	1.00
795	1	908357	63625174264	Stone Tropic Of Thunder Lager 6/12C	2.75	3.00	1.00
796	1	698271	63625174163	Stone Tangerine Express 6/12C	2.75	3.00	1.00



SSNY 0553 SOUTH SETAUCKET



98' COLD (28', 54', 16')

PLANOGRAM BACKING TABLE

C:\Stop&Shop\New York\2019\Project Shore\Wave 2\SSNY 0553 SOUTH SETAUCKET 260 POND PATH .PSA

Planogram: 553 Cold

797	1	929061	75643501538	Otter Creek Daily Dose IPA 15/12C	4.50	1.00	1.00
798	1	908465	64286080031	Founders Solid Gold 12/12C	5.00	2.00	1.00
799	1	581845	64286090025	Founders Seasonal 15/12C	4.50	1.00	1.00
821	1	590121	63770400434	Troegs Anthology Sampler 12/12B	3.00	2.00	1.00
822	1	903363	74052211968	Bell's Official Hazy IPA 6/12C	2.75	3.00	1.00
823	1	774999	63123444113	Sweetwater Tacklebox 12/12C	3.00	2.00	1.00
824	1	960315	89785300295	Cigar City Florida Cracker Wit 6/12C	2.75	3.00	1.00
844	1	557107	63848900312	Dogfish Head 90 Min Imp IPA 6/12B	1.75	3.00	1.00
845	1	600613	78624356000	Flying Dog Double Dog Dbl IPA 6/12B	1.75	3.00	1.00
846	1	960316	89785300293	Cigar City Jai-Alai IPA 6/12C	2.75	3.00	1.00
847	1	960314	85043800203	Half Acre Daisy Cutter Pale Ale 4/16C	1.33	4.00	1.00
848	1	817021	63848900333	Dogfish Head Liquid Truth Serum 4/16C	1.33	4.00	1.00
867	1	817333	63848900193	Dogfish Head SeaQuenchAle 6/12C	2.25	3.00	1.00
868	1	913465	63848900355	Dogfish Head SuperEIGHT 6/12C	2.75	3.00	1.00

Segment #26 : Shelf #1 DEPTH: 24 in WIDTH: 1,18... DISTANCE FROM TOP OF BASE SHELF TO BOTTOM OF SHELF: 122.00 in

POS	# FAC	S&S ID	UPC	NAME	CASES	CAPACITY	UNITS HIGH
1	1	902387	64286015024	Founders All Day IPA 6/12C	2.75	3.00	1.00
2	1	964642	64286015031	Founders Solid Gold 6/12C	2.75	3.00	1.00
3	1	927602	85951500307	Cigar City Variety Pack 12/12C	3.00	2.00	1.00
4	1	824382	1820028156	Shock Top Belgian White Ale 15/12C	1.50	1.00	1.00
5	1	929094	73692011824	Goose Island Next Coast IPA 6/12B	1.75	3.00	1.00
34	1	911336	7199017052	Blue Moon Belgian White Ale 15/12C	4.50	1.00	1.00
35	1	719576	72383010045	Lagunitas Sumpin Easy 12/12C	3.00	2.00	1.00
36	1	701418	81994200303	Oskar Blues Canundrum 15/12C	1.50	1.00	1.00
37	1	927618	85515800234	Funkwerks Variety Pack 12/12B	2.00	2.00	1.00
67	1	718701	72383010012	Lagunitas A Little Sumpin Sumpin 12/12B	3.00	2.00	1.00
68	1	822109	72383030047	Lagunitas 12th of Never 12/12C	5.00	2.00	1.00
69	1	653897	63625188901	Stone Variety Pack 12/12B	3.00	2.00	1.00
70	1	762426	72383000014	Lagunitas Limited Release 6/12B	1.75	3.00	1.00
92	1	653877	72383000017	Lagunitas Maximus IPA 6/12B	1.75	3.00	1.00
93	1	798335	72383000178	Lagunitas Super Cluster 6/12C	2.75	3.00	1.00
94	1	937130	63625174002	Stone Delicious IPA 6/12B	1.75	3.00	1.00
95	1	688596	75452700716	New Belgium Fat Tire Belgn White 6/12B	1.75	3.00	1.00
120	1	923259	7278300100	Anchor Steam 6/12B	1.50	2.00	1.00
121	1	929073	63625174175	Stone Scorpion Bowl IPA 6/12C	2.75	3.00	1.00
122	1	817358	63625174135	Stone Ripper Pale Ale 6/12C	2.75	3.00	1.00
123	1	616142	79386653002	Left Hand Milk Stout Nitro 6/12B	1.75	3.00	1.00
124	1	684002	75452700066	New Belgium VooDoo Ranger IPA 6/12B	1.75	3.00	1.00
142	1	644850	85689500374	Golden Road Wolf Pup 15/12C	1.50	1.00	1.00
143	1	927627	79603082496	Kona Big Wave Golden Ale 12/12C	5.00	2.00	1.00
144	1	833698	81062803000	Golden Road Mango Cart 15/12C	2.50	1.00	1.00
145	1	913427	85860400534	Austin Eastciders Cider Varty Pk 12/12C	5.00	2.00	1.00
146	1	554765	74052211086	Bell's Two Hearted Ale 12/12C	3.00	2.00	1.00
162	1	913425	8769200821	Angry Orchard Variety Pack 12/12C SC	4.00	2.00	1.00
163	1	929093	8769200801	Angry Orchard Rose 12/12B	3.00	2.00	1.00
164	1	927575	85860400506	Austin Eastciders Dry Cider 6/12C	2.75	3.00	1.00
165	1	688590	85861200314	Downeast Cider Variety Pack 9/12C	4.50	3.00	1.00
183	1	625028	8769200083	Angry Orchard Crisp Apple 12/12C	3.00	2.00	1.00
184	1	752324	8769200754	Angry Orchard Rose 12/12C SC	2.50	2.00	1.00



SSNY 0553 SOUTH SETAUCKET



98' COLD (28', 54', 16')

PLANOGRAM BACKING TABLE

C:\Stop&Shop\New York\2019\Project Shore\Wave 2\SSNY 0553 SOUTH SETAUCKET 260 POND PATH .PSA

Planogram: 553 Cold

185	1	944094	85961200131	21st Brew Free or Die BldOrg IPA 6/12C	2.75	3.00	1.00
186	1	927612	60275500311	Firestone Mix Pack 12/12C	3.00	2.00	1.00
208	1	824362	67243800200	Ballast Point Fathom IPA 6/12C	2.75	3.00	1.00
209	1	913428	67243800261	Ballast Point Lager 6/12C	2.75	3.00	1.00
210	1	651471	79603011494	Kona Longboard Lager 6/12B	1.75	3.00	1.00
211	1	504568	79603011480	Kona Kanaha Blonde Ale 6/12B	1.75	3.00	1.00
231	1	922809	85961200113	21st Variety Pack 12/12C	3.00	2.00	1.00
232	1	604755	8378322851	Sierra Nevada Hop Bullet 6/12C	2.75	3.00	1.00
233	1	929070	8378322853	Sierra Nevada Sierraveza 6/12C	2.75	3.00	1.00
234	1	902377	8378311010	Sierra Nevada Hazy Little Thing 6/12C	2.75	3.00	1.00
235	1	927576	85860400556	Austin Eastciders Texas Rose Cdr 6/12C	2.75	3.00	1.00
258	1	688589	85861200310	Downeast Cider Sampler Pack 9/12C	4.50	3.00	1.00
259	1	517512	8769200660	Angry Orchard Rose 6/12B	2.75	3.00	1.00
260	1	913426	85860400535	Austin Eastciders Blood Org Cidr 6/12C	2.75	3.00	1.00
261	1	922797	89413700268	Crispin Variety Pack Cider 12/12C SC	2.50	2.00	1.00
284	1	908476	8834510225	Strongbow Variety Pack 12/8.5C	3.00	2.00	1.00
285	1	697779	8834510201	Strongbow Rose Apple Cider 6/11B	2.00	3.00	1.00
286	1	927609	18636001003	Collective Arts Ransack Universe 4/16C	1.33	4.00	1.00
287	1	927608	18636005020	Collective Arts Life InTheClouds 4/16C	1.33	4.00	1.00
288	1	927628	79603062496	Kona Big Wave Golden Ale 4/16C	1.33	4.00	1.00
310	1	506873	78624360000	Flying Dog Variety Pack 12/12B	3.00	2.00	1.00
311	1	927615	60275500946	Firestone Rosalie 6/12C	2.25	3.00	1.00
312	1	927613	60275500949	Firestone Mind Haze 6/12C	2.25	3.00	1.00
313	1	917652	1820020132	Stella Artois Spritzer 6/12C	2.25	3.00	1.00
347	1	798353	64499613687	Wolffer No 139 Dry White Cider 4/12B	2.00	4.00	1.00
348	1	798352	64499613688	Wolffer No 139 Dry Rose Cider 4/12B	999999...	4.00	1.00
349	1	927622	75157107877	Graft Cidery Hop Tropic 4/12C	2.00	4.00	1.00
350	1	927623	75157107871	Graft Cidery Farm Flor 4/12C	999999...	4.00	1.00
351	1	565827	8200075748	Smirnoff Ice Screwdriver 6/11B	1.75	3.00	1.00
380	1	675704	1820020091	Best Damn Hard Tea Peach 6/12B	1.75	3.00	1.00
383	1	581214	61300874833	Arnold Palmer Spiked Half & Half 6/12C	2.25	3.00	1.00
384	1	982680	8769200414	Truly Spiked Spkg Pomegranate 6/12C	2.25	3.00	1.00
385	1	929081	8769200792	Truly Spiked Spkg Blueberry Acai 6/12C	2.25	3.00	1.00
386	1	982681	8769200417	Truly Spiked Spkg Colima Lime 6/12C	2.25	3.00	1.00
387	1	929080	8769200803	Truly Spiked Spkg Black Cherry 6/12C	2.25	3.00	1.00
410	1	929083	81994200310	Oskar Blues Wild Basin 12/12C	2.50	2.00	1.00
411	1	662726	8043210345	Seagram's Escapes JamaicanMeHapy 1/11B	2.25	9.00	1.00
412	1	662725	8043210086	Seagram's Escapes Calypso Colada 1/11B	2.25	9.00	1.00
413	1	545894	8200073214	Smirnoff Ice Grape 6/11B	1.75	3.00	1.00
414	1	917663	8769200877	Wild Leaf Blk Lemon Honeyski Tea 6/12B	1.75	3.00	1.00
415	1	929085	8769200884	Wild Leaf Green Tea Apple Honey 6/12B	1.75	3.00	1.00
444	1	612043	68474640046	Clubtails Variety Pack 8/16C	2.67	2.00	1.00
445	1	517638	63598526042	Mikes HARDER Variety 8/16C	2.67	2.00	1.00
446	1	913516	81062803026	Golden Road Spk Agua Fresca Vty 12/12C SC	4.00	2.00	1.00
447	1	929064	1820020130	Ritas Spritz Variety Pack 12/12C SC	4.00	2.00	1.00
471	1	517639	1820020081	Ritas Lime-A-Rita Variety Pk 12/12B	3.00	2.00	1.00
472	1	549378	1820020993	Ritas Straw-Ber-Rita 12/8C	3.00	2.00	1.00
473	1	922798	1820028548	Bon & Viv SS Variety Pack 6/12C	2.25	3.00	1.00
474	1	927587	85389700228	Bon & Viv SS Cranberry 6/12C	2.25	3.00	1.00
496	1	927600	3410051681	Cape Line Variety Pack 12/12C SC	2.50	2.00	1.00
497	1	917657	8769200804	Truly Spiked Spkg Tropical Vrtv 12/12C SC	4.00	2.00	1.00
498	1	913432	3354400013	Corona Refresca Variety Pack 12/12C SC	4.00	2.00	1.00



SSNY 0553 SOUTH SETAUCKET



98' COLD (28', 54', 16')

PLANOGRAM BACKING TABLE

C:\Stop&Shop\New York\2019\Project Shore\Wave 2\SSNY 0553 SOUTH SETAUCKET 260 POND PATH .PSA

Planogram: 553 Cold

499	1	929088	85228800689	Wild Tonic Hard Jun-Kombucha Mango Ginger 4/12B	999999...	4.00	1.00
523	1	929087	85228800691	Wild Tonic Hard Jun-Kombucha Raspberry Goji Rose ...	999999...	4.00	1.00
524	1	929086	85228800690	Wild Tonic Hard Jun-Kombucha Hoppy Buzz 4/12B	999999...	4.00	1.00
525	1	905250	85389700231	Bon & Viv SS Grapefruit 6/12C	2.25	3.00	1.00
526	1	927588	85389700249	Bon & Viv SS Prickly Pear 6/12C	2.25	3.00	1.00
550	1	902386	3410051660	Henrys Hard Sprkng Variety Pack 12/12C SC	2.50	2.00	1.00
551	1	623314	7031001542	Pura Still Spiked Blackberry 6/11B	1.75	3.00	1.00
552	1	623349	7031001544	Pura Still Spiked Mandarin Org 6/11B	1.75	3.00	1.00
553	1	623315	7031001559	Pura Still Spiked Mango 6/11B	1.75	3.00	1.00
554	1	929062	85231300463	Press Seltzer Variety Pack 8/12C	2.67	2.00	1.00
573	1	813442	3354495076	Svedka Spk Seltzer Variety Pack 12/12C SC	4.00	2.00	1.00
574	1	929082	63598526066	White Claw Raspberry HrdSeltzer 6/12C	2.25	3.00	1.00
575	1	614589	63598526087	White Claw Mango HrdSeltzer 6/12C	2.25	3.00	1.00
576	1	777537	63598520028	White Claw Rby Grpfrt HrdSeltzer 6/12C	2.25	3.00	1.00
577	1	777536	63598502598	White Claw Natrl Lime HrdSeltzer 6/12C	2.25	3.00	1.00
599	1	777538	63598520025	White Claw Blk Cherry HrdSeltzer 6/12C	2.25	3.00	1.00
600	1	835437	8043280265	Seagram's Escapes Wild Berries 1/12B	1.50	9.00	1.00
601	1	662723	8043240324	Seagram's Escapes Bahama Mama 1/11B	1.50	9.00	1.00
602	1	662728	8043280253	Seagram's Escapes Strawberry Daq 1/11B	1.88	9.00	1.00
603	1	929312	8200072751	Smirnoff Ice Green Apple 6/11B	1.75	3.00	1.00
604	1	520090	7289000423	Heineken Premium Light 18/12B	3.00	1.00	1.00
625	1	925954	7289000174	Heineken 1/169MBR	4.00	3.00	1.00
626	1	603025	78615000030	Lefte Blonde 6/11B	1.75	3.00	1.00
627	1	983780	78615000146	Hoegaarden 6/11B	1.75	3.00	1.00
628	1	722029	78615000148	Hoegaarden 12/11B	2.00	2.00	1.00
649	1	565830	1820020982	Best of Belgium Variety 12/11B	2.00	2.00	1.00
650	1	751933	8839400033	Franziskaner Hefe-Weisse 6/12B	1.75	3.00	1.00
651	1	921546	7231163001	Pilsner Urquell 6/12B	1.75	3.00	1.00
652	1	606824	85838700401	Birra Moretti 12/12B	2.00	2.00	1.00
672	1	929063	4257205006	Radeberger Pilsner 6/11B	1.75	3.00	1.00
673	1	906795	8066095935	St. Pauli Girl 6/12B	1.75	3.00	1.00
674	1	906220	67574700111	Hofbrau Original 6/12B	1.75	3.00	1.00
675	1	928606	8205410454	Warsteiner 6/11B	1.75	3.00	1.00
676	1	919722	8205410565	Warsteiner Dunkel 6/11B	1.75	3.00	1.00
697	1	939304	8382010403	Guinness Draught 12/11B	2.00	2.00	1.00
698	1	618980	8760010133	Carlsberg 12/16C	2.00	2.00	1.00
699	1	845511	18195400004	Peroni Nastro Azzuro 12/12B	2.00	2.00	1.00
720	1	923111	71975120103	Birra Moretti 6/12B	1.75	3.00	1.00
721	1	773661	60972894939	Einstok Icelandic White Ale 6/11B	1.75	3.00	1.00
722	1	983976	8015761194	Paulaner Hefeweizen 6/12B	1.75	3.00	1.00
723	1	505311	75224514150	Weihenstephaner Hefeweissbier 6/12B	1.75	3.00	1.00
744	1	647122	8370601415	Duvel Belgian Ale 4/11B	1.33	4.00	1.00
745	1	616147	2050700011	Bitburger Pilsner 4/17C	1.33	4.00	1.00
746	1	748187	8760010115	Carlsberg 4/16C	1.33	4.00	1.00
747	1	503706	8066095621	Corona Light 12/12C	2.50	2.00	1.00
748	1	907401	76227407131	Bass Pale Ale 6/12B	1.75	3.00	1.00
769	1	904318	6206705172	Labatt Blue 6/12B	1.75	3.00	1.00
770	1	904444	6821303112	Molson Canadian 6/12B	1.75	3.00	1.00
771	1	932782	8382023473	Harp Lager 6/12B	1.75	3.00	1.00
772	1	506093	8382007152	Smithwicks Irish Ale 6/12B	1.75	3.00	1.00
773	1	929067	8797552650	Sapporo Premium Black 1/22C	2.00	8.00	1.00
792	1	927611	3354400018	Corona Premier 18/12B	3.00	1.00	1.00



SSNY 0553 SOUTH SETAUCKET



98' COLD (28', 54', 16')

PLANOGRAM BACKING TABLE

C:\Stop&Shop\New York\2019\Project Shore\Wave 2\SSNY 0553 SOUTH SETAUCKET 260 POND PATH .PSA

Planogram: 553 Cold

793	1	830352	3354495053	Corona Familiar 12/12B	2.00	2.00	1.00
794	1	932784	8066095301	Pacifico Clara 6/12B	1.75	3.00	1.00
816	1	916123	71905700156	Presidente 12/12B	2.00	2.00	1.00
817	1	511492	8982690033	Tecate 12/12C	3.00	2.00	1.00
818	1	945846	7231163021	Sol 6/12B	1.75	3.00	1.00
819	1	932783	8066095785	Negra Modelo 6/12B	1.50	2.00	1.00
820	1	798348	63848900342	Dogfish Head American Beauty 6/12B	1.75	3.00	1.00
840	1	745773	8857380002	Shiner Seasonal 6/12B	1.75	3.00	1.00
841	1	863262	3410078658	Leinenkugel Grapefruit Shandy 6/12B	1.75	3.00	1.00
842	1	710195	8857343333	Shiner Bock 12/12B	2.00	2.00	1.00
843	1	808864	63848900188	Dogfish Head Seasonal 6/12B	1.75	3.00	1.00
865	1	906656	78624355014	Flying Dog The Truth Imprl IPA 6/12B	1.75	3.00	1.00
866	1	603494	1820011985	Redbridge Lager 6/12B	1.75	3.00	1.00

Segment #3 : Shelf #5 DEPTH: 27 in WIDTH: 48 in DISTANCE FROM TOP OF BASE SHELF TO BOTTOM OF SHELF: 12.00 in

POS	# FAC	S&S ID	UPC	NAME	CASES	CAPACITY	UNITS HIGH
90	2	989541	1820011308	Budweiser 18/12B	6.00	6.00	2.00
91	1	900745	1820011168	Budweiser 24/12C	15.00	9.00	4.00
118	1	900745	1820011168	Budweiser 24/12C	15.00	6.00	4.00
119	1	989542	1820053308	Bud Light 18/12B	9.00	3.00	2.00

Segment #3 : Shelf #4 DEPTH: 24 in WIDTH: 48 in DISTANCE FROM TOP OF BASE SHELF TO BOTTOM OF SHELF: 33.50 in

POS	# FAC	S&S ID	UPC	NAME	CASES	CAPACITY	UNITS HIGH
89	2	958701	1820011218	Budweiser 18/12C	10.00	8.00	2.00
116	1	958701	1820011218	Budweiser 18/12C	10.00	2.00	2.00
117	1	938355	1820000769	Bud Light 12/12B	9.00	2.00	1.00

Segment #3 : Shelf #3 DEPTH: 24 in WIDTH: 48 in DISTANCE FROM TOP OF BASE SHELF TO BOTTOM OF SHELF: 46.50 in

POS	# FAC	S&S ID	UPC	NAME	CASES	CAPACITY	UNITS HIGH
87	2	928451	1820000771	Budweiser 12/12B	7.00	4.00	1.00
88	1	928451	1820000771	Budweiser 12/12B	7.00	3.00	1.00
114	2	901053	1820011047	Budweiser 12/12C	8.00	8.00	2.00
115	1	938355	1820000769	Bud Light 12/12B	9.00	2.00	1.00

Segment #3 : Shelf #2 DEPTH: 24 in WIDTH: 48 in DISTANCE FROM TOP OF BASE SHELF TO BOTTOM OF SHELF: 58.50 in

POS	# FAC	S&S ID	UPC	NAME	CASES	CAPACITY	UNITS HIGH
85	2	928451	1820000771	Budweiser 12/12B	7.00	4.00	1.00
86	1	928451	1820000771	Budweiser 12/12B	7.00	3.00	1.00
112	2	901053	1820011047	Budweiser 12/12C	8.00	8.00	2.00
113	1	938355	1820000769	Bud Light 12/12B	9.00	2.00	1.00

Segment #3 : Shelf #1 DEPTH: 24 in WIDTH: 48 in DISTANCE FROM TOP OF BASE SHELF TO BOTTOM OF SHELF: 70.50 in

POS	# FAC	S&S ID	UPC	NAME	CASES	CAPACITY	UNITS HIGH
-----	-------	--------	-----	------	-------	----------	------------



SSNY 0553 SOUTH SETAUCKET



98' COLD (28', 54', 16')

PLANOGRAM BACKING TABLE

C:\Stop&Shop\New York\2019\Project Shore\Wave 2\SSNY 0553 SOUTH SETAUCKET 260 POND PATH .PSA

Planogram: 553 Cold

83	2	901649	1820000834	Budweiser 6/12B	2.00	8.00	1.00
84	3	624496	1820025000	Budweiser 1/25C	3.20	24.00	1.00
110	1	901634	1820000016	Budweiser 6/12C	2.00	8.00	2.00
111	2	726522	1820020069	Budweiser Reserve Series 6/12B	2.75	8.00	1.00

Segment #5 : Shelf #5 DEPTH: 27 in WIDTH: 48 in DISTANCE FROM TOP OF BASE SHELF TO BOTTOM OF SHELF: 12.00 in

POS	# FAC	S&S ID	UPC	NAME	CASES	CAPACITY	UNITS HIGH
141	2	989542	1820053308	Bud Light 18/12B	9.00	6.00	2.00
161	2	900746	1820053168	Bud Light 24/12C	22.00	16.00	4.00

Segment #5 : Shelf #4 DEPTH: 24 in WIDTH: 48 in DISTANCE FROM TOP OF BASE SHELF TO BOTTOM OF SHELF: 33.50 in

POS	# FAC	S&S ID	UPC	NAME	CASES	CAPACITY	UNITS HIGH
140	2	938355	1820000769	Bud Light 12/12B	9.00	4.00	1.00
160	2	958702	1820053218	Bud Light 18/12C	28.00	12.00	2.00

Segment #5 : Shelf #3 DEPTH: 24 in WIDTH: 48 in DISTANCE FROM TOP OF BASE SHELF TO BOTTOM OF SHELF: 46.50 in

POS	# FAC	S&S ID	UPC	NAME	CASES	CAPACITY	UNITS HIGH
139	2	938355	1820000769	Bud Light 12/12B	9.00	4.00	1.00
159	2	958702	1820053218	Bud Light 18/12C	28.00	12.00	2.00

Segment #5 : Shelf #2 DEPTH: 24 in WIDTH: 48 in DISTANCE FROM TOP OF BASE SHELF TO BOTTOM OF SHELF: 58.50 in

POS	# FAC	S&S ID	UPC	NAME	CASES	CAPACITY	UNITS HIGH
137	2	938355	1820000769	Bud Light 12/12B	9.00	4.00	1.00
138	2	900513	1820053047	Bud Light 12/12C	10.00	8.00	2.00
158	2	900513	1820053047	Bud Light 12/12C	10.00	8.00	2.00

Segment #5 : Shelf #1 DEPTH: 24 in WIDTH: 48 in DISTANCE FROM TOP OF BASE SHELF TO BOTTOM OF SHELF: 70.50 in

POS	# FAC	S&S ID	UPC	NAME	CASES	CAPACITY	UNITS HIGH
135	1	901642	1820000833	Bud Light 6/12B	3.00	4.00	1.00
136	2	901642	1820000833	Bud Light 6/12B	3.00	8.00	1.00
156	5	624498	1820025001	Bud Light 1/25C	3.73	40.00	1.00
157	1	901640	1820000106	Bud Light 6/12C	2.00	8.00	2.00

Segment #7 : Shelf #5 DEPTH: 27 in WIDTH: 48 in DISTANCE FROM TOP OF BASE SHELF TO BOTTOM OF SHELF: 12.00 in

POS	# FAC	S&S ID	UPC	NAME	CASES	CAPACITY	UNITS HIGH
181	1	900746	1820053168	Bud Light 24/12C	22.00	6.00	4.00
182	2	907841	7199030078	Coors Light 18/12B	6.00	6.00	2.00
206	1	903844	7199031600	Coors Light 24/12C	11.00	7.00	3.00
207	1	982484	3410057256	Miller Lite 18/12B	8.00	3.00	2.00



SSNY 0553 SOUTH SETAUCKET



98' COLD (28', 54', 16')

PLANOGRAM BACKING TABLE

C:\Stop&Shop\New York\2019\Project Shore\Wave 2\SSNY 0553 SOUTH SETAUCKET 260 POND PATH .PSA

Planogram: 553 Cold

Segment #7 : Shelf #4 DEPTH: 24 in WIDTH: 48 in DISTANCE FROM TOP OF BASE SHELF TO BOTTOM OF SHELF: 33.50 in

POS	# FAC	S&S ID	UPC	NAME	CASES	CAPACITY	UNITS HIGH
179	1	958702	1820053218	Bud Light 18/12C	28.00	2.00	2.00
180	1	951584	7199030017	Coors Light 18/12C	10.00	6.00	2.00
204	1	903844	7199031600	Coors Light 24/12C	11.00	4.00	2.00
205	1	982484	3410057256	Miller Lite 18/12B	8.00	1.00	1.00

Segment #7 : Shelf #3 DEPTH: 24 in WIDTH: 48 in DISTANCE FROM TOP OF BASE SHELF TO BOTTOM OF SHELF: 46.50 in

POS	# FAC	S&S ID	UPC	NAME	CASES	CAPACITY	UNITS HIGH
177	1	958702	1820053218	Bud Light 18/12C	28.00	2.00	2.00
178	1	951584	7199030017	Coors Light 18/12C	10.00	4.00	1.00
202	2	903845	7199000048	Coors Light 12/12C	4.00	8.00	1.00
203	1	929856	3410057509	Miller Lite 12/12B	4.00	2.00	1.00

Segment #7 : Shelf #2 DEPTH: 24 in WIDTH: 48 in DISTANCE FROM TOP OF BASE SHELF TO BOTTOM OF SHELF: 58.50 in

POS	# FAC	S&S ID	UPC	NAME	CASES	CAPACITY	UNITS HIGH
176	1	900513	1820053047	Bud Light 12/12C	10.00	4.00	2.00
200	4	929400	7199030069	Coors Light 12/12B	4.00	8.00	1.00
201	1	929856	3410057509	Miller Lite 12/12B	4.00	2.00	1.00

Segment #7 : Shelf #1 DEPTH: 24 in WIDTH: 48 in DISTANCE FROM TOP OF BASE SHELF TO BOTTOM OF SHELF: 70.50 in

POS	# FAC	S&S ID	UPC	NAME	CASES	CAPACITY	UNITS HIGH
174	1	600455	7199017028	Coors 6/12B	1.00	4.00	1.00
175	3	500603	7199010071	Coors 1/24C	4.00	24.00	1.00
197	2	903842	7199030005	Coors Light 6/12B	2.00	8.00	1.00
198	3	971800	7199030065	Coors Light 1/24C	3.33	24.00	1.00
199	1	903843	7199000008	Coors Light 6/12C	2.00	8.00	2.00

Segment #9 : Shelf #5 DEPTH: 27 in WIDTH: 48 in DISTANCE FROM TOP OF BASE SHELF TO BOTTOM OF SHELF: 12.00 in

POS	# FAC	S&S ID	UPC	NAME	CASES	CAPACITY	UNITS HIGH
229	1	982484	3410057256	Miller Lite 18/12B	8.00	3.00	2.00
230	1	500593	3410057306	Miller Lite 24/12C	8.00	8.00	4.00
256	2	941764	8992427896	Yuengling Traditional Lager 12/12B	10.50	8.00	2.00
257	1	941764	8992427896	Yuengling Traditional Lager 12/12B	10.50	6.00	2.00

Segment #9 : Shelf #4 DEPTH: 24 in WIDTH: 48 in DISTANCE FROM TOP OF BASE SHELF TO BOTTOM OF SHELF: 33.50 in

POS	# FAC	S&S ID	UPC	NAME	CASES	CAPACITY	UNITS HIGH
227	1	982484	3410057256	Miller Lite 18/12B	8.00	1.00	1.00
228	1	964599	3410057340	Miller Lite 18/12C	6.00	6.00	2.00



SSNY 0553 SOUTH SETAUCKET



98' COLD (28', 54', 16')

PLANOGRAM BACKING TABLE

C:\Stop&Shop\New York\2019\Project Shore\Wave 2\SSNY 0553 SOUTH SETAUCKET 260 POND PATH .PSA

Planogram: 553 Cold

254	2	941764	8992427896	Yuengling Traditional Lager 12/12B	10.50	4.00	1.00
255	1	941764	8992427896	Yuengling Traditional Lager 12/12B	10.50	3.00	1.00

Segment #9 : Shelf #3 DEPTH: 24 in WIDTH: 48 in DISTANCE FROM TOP OF BASE SHELF TO BOTTOM OF SHELF: 46.50 in

POS	# FAC	S&S ID	UPC	NAME	CASES	CAPACITY	UNITS HIGH
225	1	929856	3410057509	Miller Lite 12/12B	4.00	2.00	1.00
226	2	912853	3410057636	Miller Lite 12/12C	8.00	8.00	2.00
251	1	833758	8992433481	Yuengling Golden Pilsner 12/12C	3.00	4.00	2.00
252	1	520247	8992423050	Yuengling Light Lager 12/12C	3.00	4.00	2.00
253	1	941766	8992427891	Yuengling Traditional Lager 6/12B	2.00	4.00	1.00

Segment #9 : Shelf #2 DEPTH: 24 in WIDTH: 48 in DISTANCE FROM TOP OF BASE SHELF TO BOTTOM OF SHELF: 58.50 in

POS	# FAC	S&S ID	UPC	NAME	CASES	CAPACITY	UNITS HIGH
223	1	929856	3410057509	Miller Lite 12/12B	4.00	2.00	1.00
224	2	912853	3410057636	Miller Lite 12/12C	8.00	8.00	2.00
248	1	829980	8992433125	Yuengling Golden Pilsner 12/12B	2.00	2.00	1.00
249	1	941761	8992423040	Yuengling Light Lager 12/12B	1.00	2.00	1.00
250	1	941768	8992429386	Yuengling Black & Tan 12/12B	1.50	3.00	1.00

Segment #9 : Shelf #1 DEPTH: 24 in WIDTH: 48 in DISTANCE FROM TOP OF BASE SHELF TO BOTTOM OF SHELF: 70.50 in

POS	# FAC	S&S ID	UPC	NAME	CASES	CAPACITY	UNITS HIGH
221	2	902474	3410057505	Miller Lite 6/12B	2.00	8.00	1.00
222	3	903831	3410000355	Miller Lite 1/24C	3.33	24.00	1.00
245	1	829979	8992433567	Yuengling Golden Pilsner 6/12B	1.75	4.00	1.00
246	1	500483	8992420111	Yuengling Light Lager 6/12B	1.75	4.00	1.00
247	1	941769	8992495432	Yuengling Black & Tan 6/12B	1.00	4.00	1.00

Segment #11 : Shelf #5 DEPTH: 27 in WIDTH: 48 in DISTANCE FROM TOP OF BASE SHELF TO BOTTOM OF SHELF: 12.00 in

POS	# FAC	S&S ID	UPC	NAME	CASES	CAPACITY	UNITS HIGH
282	1	941763	8992427898	Yuengling Traditional Lager 12/12C	6.00	8.00	4.00
283	1	571900	1820018992	Bud Light Platinum 12/12B	3.00	6.00	2.00
307	2	928147	1820096721	Michelob Ultra 18/12C SC	10.00	10.00	3.00
308	1	580941	1820096624	Michelob Ultra 18/12B	3.00	2.00	2.00
309	1	979653	1820005990	Michelob Ultra 12/12B	8.50	4.00	2.00

Segment #11 : Shelf #4 DEPTH: 24 in WIDTH: 48 in DISTANCE FROM TOP OF BASE SHELF TO BOTTOM OF SHELF: 33.50 in

POS	# FAC	S&S ID	UPC	NAME	CASES	CAPACITY	UNITS HIGH
280	1	941763	8992427898	Yuengling Traditional Lager 12/12C	6.00	4.00	2.00
281	1	683605	1820018993	Bud Light Platinum 6/12B	1.00	4.00	1.00
305	3	979653	1820005990	Michelob Ultra 12/12B	8.50	6.00	1.00
306	1	979653	1820005990	Michelob Ultra 12/12B	8.50	3.00	1.00



SSNY 0553 SOUTH SETAUCKET



98' COLD (28', 54', 16')

PLANOGRAM BACKING TABLE

C:\Stop&Shop\New York\2019\Project Shore\Wave 2\SSNY 0553 SOUTH SETAUCKET 260 POND PATH .PSA

Planogram: 553 Cold

Segment #11 : Shelf #3 DEPTH: 24 in WIDTH: 48 in DISTANCE FROM TOP OF BASE SHELF TO BOTTOM OF SHELF: 46.50 in

POS	# FAC	S&S ID	UPC	NAME	CASES	CAPACITY	UNITS HIGH
277	1	941766	8992427891	Yuengling Traditional Lager 6/12B	2.00	4.00	1.00
278	1	647051	1820014990	Bud Light Lime 12/12B	2.00	2.00	1.00
279	1	647051	1820014990	Bud Light Lime 12/12B	2.00	2.00	1.00
303	2	979653	1820005990	Michelob Ultra 12/12B	8.50	4.00	1.00
304	1	696892	1820020083	Michelob Ultra Pure Gold 12/12B	2.00	2.00	1.00

Segment #11 : Shelf #2 DEPTH: 24 in WIDTH: 48 in DISTANCE FROM TOP OF BASE SHELF TO BOTTOM OF SHELF: 58.50 in

POS	# FAC	S&S ID	UPC	NAME	CASES	CAPACITY	UNITS HIGH
274	1	936802	7199076400	George Killian's Irish Red 12/12B	1.00	2.00	1.00
275	1	911334	1820020080	Bud Light Orange 12/12B	2.00	2.00	1.00
276	1	991887	1820015983	Bud Light Lime 12/12C SC	2.50	3.00	1.00
301	2	928146	1820006991	Michelob Ultra 12/12C SC	3.00	6.00	1.00
302	1	929057	1820020144	Michelob Ultra Pure Gold 12/12C SC	2.50	3.00	1.00

Segment #11 : Shelf #1 DEPTH: 24 in WIDTH: 48 in DISTANCE FROM TOP OF BASE SHELF TO BOTTOM OF SHELF: 70.50 in

POS	# FAC	S&S ID	UPC	NAME	CASES	CAPACITY	UNITS HIGH
271	1	912503	7199070002	George Killian's Irish Red 6/12B	1.00	4.00	1.00
272	1	911333	1820020079	Bud Light Orange 6/12B	1.75	4.00	1.00
273	1	651316	1820014991	Bud Light Lime 6/12B	1.00	4.00	1.00
298	1	591142	1820012989	Michelob Ultra Inf Lime PrcklyPr 6/12B	1.75	4.00	1.00
299	1	979654	1820005989	Michelob Ultra 6/12B	1.00	4.00	1.00
300	1	781738	1820020082	Michelob Ultra Pure Gold 6/12B	1.75	4.00	1.00

Segment #13 : Shelf #6 DEPTH: 27 in WIDTH: 48 in DISTANCE FROM TOP OF BASE SHELF TO BOTTOM OF SHELF: 12.00 in

POS	# FAC	S&S ID	UPC	NAME	CASES	CAPACITY	UNITS HIGH
343	2	986699	7825000328	Steel Res. High Gravity 1/24C	2.17	18.00	1.00
344	2	710191	7199047712	Keystone Ice 1/24C	2.17	18.00	1.00
345	2	924891	7199048024	Keystone Light 1/24C	2.17	18.00	1.00
346	2	624493	1820025013	Natty Daddy 1/25C	1.73	18.00	1.00
377	2	614079	1820025008	Natural Ice 1/25C	1.73	18.00	1.00
378	3	614080	1820025002	Natural Light 1/25C	2.33	27.00	1.00
379	2	614081	1820025006	Bud Ice 1/25C	1.73	18.00	1.00

Segment #13 : Shelf #5 DEPTH: 24 in WIDTH: 48 in DISTANCE FROM TOP OF BASE SHELF TO BOTTOM OF SHELF: 23.00 in

POS	# FAC	S&S ID	UPC	NAME	CASES	CAPACITY	UNITS HIGH
339	2	906667	2210000004	Pabst 1/24C	2.00	16.00	1.00
340	2	817340	3410000005	Miller High Life 1/24C	2.00	16.00	1.00
341	2	916998	7143900601	Rolling Rock 1/25C	1.60	16.00	1.00
342	2	903831	3410000355	Miller Lite 1/24C	3.33	16.00	1.00
374	2	971800	7199030065	Coors Light 1/24C	3.33	16.00	1.00



SSNY 0553 SOUTH SETAUCKET



98' COLD (28', 54', 16')

PLANOGRAM BACKING TABLE

C:\Stop&Shop\New York\2019\Project Shore\Wave 2\SSNY 0553 SOUTH SETAUCKET 260 POND PATH .PSA

Planogram: 553 Cold

375	3	500603	7199010071	Coors 1/24C	4.00	24.00	1.00
376	2	759138	8992460024	Yuengling Traditional Lager 1/24C	1.60	16.00	1.00

Segment #13 : Shelf #4 DEPTH: 24 in WIDTH: 48 in DISTANCE FROM TOP OF BASE SHELF TO BOTTOM OF SHELF: 34.50 in

POS	# FAC	S&S ID	UPC	NAME	CASES	CAPACITY	UNITS HIGH
335	2	618976	63598526038	White Claw Blk Cherry HrdSeltzer 1/19C	1.13	18.00	1.00
336	2	567185	1820025538	Ritas Lime-A-Rita Seasonal 1/25C	1.60	16.00	1.00
337	2	827164	1820025505	Ritas Straw-Ber-Rita 1/25C	1.60	16.00	1.00
338	2	624559	1820025009	Bud Light Lime 1/25C	1.60	16.00	1.00
371	2	624498	1820025001	Bud Light 1/25C	3.73	16.00	1.00
372	3	624496	1820025000	Budweiser 1/25C	3.20	24.00	1.00
373	2	675669	1820025010	Michelob Ultra 1/25C	1.60	16.00	1.00

Segment #13 : Shelf #3 DEPTH: 24 in WIDTH: 48 in DISTANCE FROM TOP OF BASE SHELF TO BOTTOM OF SHELF: 46.50 in

POS	# FAC	S&S ID	UPC	NAME	CASES	CAPACITY	UNITS HIGH
331	2	796560	63598513215	Mikes HARDER Black Cherry 1/23.5C	2.00	16.00	1.00
332	2	817339	63598524583	Mikes HARDER Lemonade 1/23.5C	2.00	16.00	1.00
333	2	556647	61300874829	Arnold Palmer Spiked Half & Half 1/24C	2.00	16.00	1.00
334	2	749215	8769275231	Twisted Tea Half & Half 1/24C	2.00	16.00	1.00
368	3	748707	8769283231	Twisted Tea 1/24C	2.67	24.00	1.00
369	2	962187	3410000387	Redd's Wicked Black Cherry 1/24C	2.00	16.00	1.00
370	2	781739	3410000323	Redd's Wicked Apple 1/24C	2.00	16.00	1.00

Segment #13 : Shelf #2 DEPTH: 24 in WIDTH: 48 in DISTANCE FROM TOP OF BASE SHELF TO BOTTOM OF SHELF: 58.50 in

POS	# FAC	S&S ID	UPC	NAME	CASES	CAPACITY	UNITS HIGH
327	2	697798	7199017049	Blue Moon Belgian White Ale 1/24C	2.00	16.00	1.00
328	2	927585	68174500151	Blue Point Toasted Lager 1/25C	1.60	16.00	1.00
329	2	567183	78615000170	Stella Artois 1/19C	1.13	18.00	1.00
330	2	942153	7289000119	Heineken 1/24C	1.33	16.00	1.00
365	2	816977	7231132124	Dos Equis Lager 1/24C	2.00	16.00	1.00
366	2	681229	8066095721	Modelo 1/24C	2.00	16.00	1.00
367	3	752737	8066095643	Corona Extra 1/24C	2.67	24.00	1.00

Segment #13 : Shelf #1 DEPTH: 24 in WIDTH: 48 in DISTANCE FROM TOP OF BASE SHELF TO BOTTOM OF SHELF: 70.50 in

POS	# FAC	S&S ID	UPC	NAME	CASES	CAPACITY	UNITS HIGH
323	2	556652	63848900307	Dogfish Head SeaQuenchAle 1/19C	1.13	18.00	1.00
324	2	556650	63848900306	Dogfish Head 60 Minute IPA 1/19C	1.13	18.00	1.00
325	2	829981	64286013024	Founders All Day IPA 1/19C	1.13	18.00	1.00
326	2	796565	72383019245	Lagunitas Sumpin Easy 1/19C	1.13	18.00	1.00
361	2	913538	72383001192	Lagunitas IPA 1/19C	1.13	18.00	1.00
362	2	798169	63625174211	Stone IPA 1/19C	1.13	18.00	1.00
363	2	517501	81994200016S	Oskar Blues Dale's Pale Ale 1/19C	1.13	18.00	1.00
364	2	779425	75452700903	New Belgium Fat Tire Belgn White 1/19C	1.13	18.00	1.00



SSNY 0553 SOUTH SETAUCKET



98' COLD (28', 54', 16')

PLANOGRAM BACKING TABLE

C:\Stop&Shop\New York\2019\Project Shore\Wave 2\SSNY 0553 SOUTH SETAUCKET 260 POND PATH .PSA

Planogram: 553 Cold

Segment #16 : Shelf #5 DEPTH: 27 in WIDTH: 24 in DISTANCE FROM TOP OF BASE SHELF TO BOTTOM OF SHELF: 12.00 in

POS	# FAC	S&S ID	UPC	NAME	CASES	CAPACITY	UNITS HIGH
408	1	950646	85389700227	Bon & Viv SS Variety Pack 12/12C SC	12.00	12.00	3.00
409	2	950646	85389700227	Bon & Viv SS Variety Pack 12/12C SC	12.00	12.00	3.00

Segment #16 : Shelf #4 DEPTH: 24 in WIDTH: 24 in DISTANCE FROM TOP OF BASE SHELF TO BOTTOM OF SHELF: 34.50 in

POS	# FAC	S&S ID	UPC	NAME	CASES	CAPACITY	UNITS HIGH
405	1	922798	1820028548	Bon & Viv SS Variety Pack 6/12C	2.25	6.00	2.00
406	1	927587	85389700228	Bon & Viv SS Cranberry 6/12C	2.25	6.00	2.00
407	1	927600	3410051681	Cape Line Variety Pack 12/12C SC	2.50	3.00	1.00

Segment #16 : Shelf #3 DEPTH: 24 in WIDTH: 24 in DISTANCE FROM TOP OF BASE SHELF TO BOTTOM OF SHELF: 46.50 in

POS	# FAC	S&S ID	UPC	NAME	CASES	CAPACITY	UNITS HIGH
402	1	905250	85389700231	Bon & Viv SS Grapefruit 6/12C	2.25	6.00	2.00
403	1	927588	85389700249	Bon & Viv SS Prickly Pear 6/12C	2.25	6.00	2.00
404	1	902386	3410051660	Henrys Hard Sprkng Variety Pack 12/12C SC	2.50	3.00	1.00

Segment #16 : Shelf #2 DEPTH: 24 in WIDTH: 24 in DISTANCE FROM TOP OF BASE SHELF TO BOTTOM OF SHELF: 58.50 in

POS	# FAC	S&S ID	UPC	NAME	CASES	CAPACITY	UNITS HIGH
400	1	929062	85231300463	Press Seltzer Variety Pack 8/12C	2.67	6.00	2.00
401	2	813442	3354495076	Svedka Spk Seltzer Variety Pack 12/12C SC	4.00	6.00	1.00

Segment #16 : Shelf #1 DEPTH: 24 in WIDTH: 24 in DISTANCE FROM TOP OF BASE SHELF TO BOTTOM OF SHELF: 70.50 in

POS	# FAC	S&S ID	UPC	NAME	CASES	CAPACITY	UNITS HIGH
397	1	623314	7031001542	Pura Still Spiked Blackberry 6/11B	1.75	4.00	1.00
398	1	623349	7031001544	Pura Still Spiked Mandarin Org 6/11B	1.75	4.00	1.00
399	1	623315	7031001559	Pura Still Spiked Mango 6/11B	1.75	4.00	1.00

Segment #17 : Shelf #5 DEPTH: 27 in WIDTH: 48 in DISTANCE FROM TOP OF BASE SHELF TO BOTTOM OF SHELF: 12.00 in

POS	# FAC	S&S ID	UPC	NAME	CASES	CAPACITY	UNITS HIGH
440	1	904603	8769200424	Truly Spiked Spklg Mix Pack 12/12C SC	4.50	6.00	3.00
441	1	591899	8769200686	Truly Spiked Spklg Berry Variety 12/12C SC	4.50	6.00	3.00
442	1	906654	63598554890	White Claw Variety Pk HrdSeltzer 12/12C SC	4.50	6.00	3.00
443	1	906584	8200078142	Smirnoff Spk Seltzer Mixed Pack 12/12C SC	6.00	9.00	3.00
468	1	913516	81062803026	Golden Road Spk Agua Fresca Vty 12/12C SC	4.00	6.00	3.00
469	1	929064	1820020130	Ritas Spritz Variety Pack 12/12C SC	4.00	6.00	3.00
470	1	517639	1820020081	Ritas Lime-A-Rita Variety Pk 12/12B	3.00	4.00	2.00

Segment #17 : Shelf #4 DEPTH: 24 in WIDTH: 48 in DISTANCE FROM TOP OF BASE SHELF TO BOTTOM OF SHELF: 34.50 in



SSNY 0553 SOUTH SETAUKET



98' COLD (28', 54', 16')

PLANOGRAM BACKING TABLE

C:\Stop&Shop\New York\2019\Project Shore\Wave 2\SSNY 0553 SOUTH SETAUKET 260 POND PATH .PSA

Planogram: 553 Cold

POS	# FAC	S&S ID	UPC	NAME	CASES	CAPACITY	UNITS HIGH
436	1	904603	8769200424	Truly Spiked Spklg Mix Pack 12/12C SC	4.50	3.00	1.00
437	1	591899	8769200686	Truly Spiked Spklg Berry Variety 12/12C SC	4.50	3.00	1.00
438	1	906654	63598554890	White Claw Variety Pk HrdSeltzer 12/12C SC	4.50	3.00	1.00
439	1	906584	8200078142	Smirnoff Spk Seltzer Mixed Pack 12/12C SC	6.00	3.00	1.00
465	1	549378	1820020993	Ritas Straw-Ber-Rita 12/8C	3.00	4.00	2.00
466	1	624501	1820022992	Ritas Lime-A-Rita Seasonal 12/8C	2.00	4.00	2.00
467	1	565879	1820019987	Ritas Lime-A-Rita 12/8C	2.00	4.00	2.00

Segment #17 : Shelf #3 DEPTH: 24 in WIDTH: 48 in DISTANCE FROM TOP OF BASE SHELF TO BOTTOM OF SHELF: 46.50 in

POS	# FAC	S&S ID	UPC	NAME	CASES	CAPACITY	UNITS HIGH
434	2	917657	8769200804	Truly Spiked Spklg Tropical Vrtly 12/12C SC	4.00	6.00	1.00
435	2	913432	3354400013	Corona Refresca Variety Pack 12/12C SC	4.00	6.00	1.00
462	1	929088	85228800689	Wild Tonic Hard Jun-Kombucha Mango Ginger 4/12B	999999...	4.00	1.00
463	2	929087	85228800691	Wild Tonic Hard Jun-Kombucha Raspberry Goji Rose ...	999999...	8.00	1.00
464	1	929086	85228800690	Wild Tonic Hard Jun-Kombucha Hoppy Buzz 4/12B	999999...	4.00	1.00

Segment #17 : Shelf #2 DEPTH: 24 in WIDTH: 48 in DISTANCE FROM TOP OF BASE SHELF TO BOTTOM OF SHELF: 58.50 in

POS	# FAC	S&S ID	UPC	NAME	CASES	CAPACITY	UNITS HIGH
430	1	982680	8769200414	Truly Spiked Spklg Pomegranate 6/12C	2.25	6.00	2.00
431	1	929081	8769200792	Truly Spiked Spklg Blueberry Acai 6/12C	2.25	6.00	2.00
432	1	982681	8769200417	Truly Spiked Spklg Colima Lime 6/12C	2.25	6.00	2.00
433	1	929080	8769200803	Truly Spiked Spklg Black Cherry 6/12C	2.25	6.00	2.00
460	1	929083	81994200310	Oskar Blues Wild Basin 12/12C	2.50	3.00	1.00
461	5	662726	8043210345	Seagram's Escapes JamaicanMeHapy 1/11B	2.25	45.00	1.00

Segment #17 : Shelf #1 DEPTH: 24 in WIDTH: 48 in DISTANCE FROM TOP OF BASE SHELF TO BOTTOM OF SHELF: 70.50 in

POS	# FAC	S&S ID	UPC	NAME	CASES	CAPACITY	UNITS HIGH
426	1	929082	63598526066	White Claw Raspberry HrdSeltzer 6/12C	2.25	6.00	2.00
427	1	614589	63598526087	White Claw Mango HrdSeltzer 6/12C	2.25	6.00	2.00
428	1	777537	63598520028	White Claw Rby Grpfrt HrdSeltzer 6/12C	2.25	6.00	2.00
429	1	777536	63598502598	White Claw Natrl Lime HrdSeltzer 6/12C	2.25	6.00	2.00
457	1	777538	63598520025	White Claw Blk Cherry HrdSeltzer 6/12C	2.25	6.00	2.00
458	3	835437	8043280265	Seagram's Escapes Wild Berries 1/12B	1.50	27.00	1.00
459	3	662723	8043240324	Seagram's Escapes Bahama Mama 1/11B	1.50	27.00	1.00

Segment #19 : Shelf #5 DEPTH: 27 in WIDTH: 48 in DISTANCE FROM TOP OF BASE SHELF TO BOTTOM OF SHELF: 12.00 in

POS	# FAC	S&S ID	UPC	NAME	CASES	CAPACITY	UNITS HIGH
493	1	520244	8043280290	Seagram's Escapes Variety Pack 12/11B	3.00	6.00	2.00
494	1	612043	68474640046	Clubtails Variety Pack 8/16C	2.67	6.00	3.00
495	1	517638	63598526042	Mikes HARDER Variety 8/16C	2.67	6.00	3.00
520	1	613872	63598512998	Mikes Hard Variety Pack 12/11B	3.00	6.00	2.00
521	1	945270	8769283103	Twisted Tea 12/12B	2.00	4.00	2.00



SSNY 0553 SOUTH SETAUCKET



98' COLD (28', 54', 16')

PLANOGRAM BACKING TABLE

C:\Stop&Shop\New York\2019\Project Shore\Wave 2\SSNY 0553 SOUTH SETAUCKET 260 POND PATH .PSA

Planogram: 553 Cold

522	1	939973	8769200378	Twisted Tea Mix Pack 12/12C	4.00	8.00	4.00
-----	---	--------	------------	-----------------------------	------	------	------

Segment #19 : Shelf #4 DEPTH: 24 in WIDTH: 48 in DISTANCE FROM TOP OF BASE SHELF TO BOTTOM OF SHELF: 34.50 in

POS	# FAC	S&S ID	UPC	NAME	CASES	CAPACITY	UNITS HIGH
491	1	918455	8200072385	Smirnoff Ice 6/11B	1.00	4.00	1.00
492	1	926325	8200072908	Smirnoff Ice Party Pack 12/11B	1.00	2.00	1.00
517	2	991880	63598506074	Mikes Hard Seasonal 6/11B	2.00	8.00	1.00
518	1	911679	8769283102	Twisted Tea 6/12B	1.00	4.00	1.00
519	1	963992	8769275102	Twisted Tea Half & Half 6/12B	1.00	4.00	1.00

Segment #19 : Shelf #3 DEPTH: 24 in WIDTH: 48 in DISTANCE FROM TOP OF BASE SHELF TO BOTTOM OF SHELF: 46.50 in

POS	# FAC	S&S ID	UPC	NAME	CASES	CAPACITY	UNITS HIGH
489	1	565827	8200075748	Smirnoff Ice Screwdriver 6/11B	1.75	4.00	1.00
490	1	929608	8200072754	Smirnoff Ice Raspberry 6/11B	1.00	4.00	1.00
514	2	613873	63598506744	Mikes Hard Black Cherry Lemonade 6/11B	2.00	8.00	1.00
515	1	675704	1820020091	Best Damn Hard Tea Peach 6/12B	1.75	4.00	1.00
516	1	581214	61300874833	Arnold Palmer Spiked Half & Half 6/12C	2.25	6.00	2.00

Segment #19 : Shelf #2 DEPTH: 24 in WIDTH: 48 in DISTANCE FROM TOP OF BASE SHELF TO BOTTOM OF SHELF: 58.50 in

POS	# FAC	S&S ID	UPC	NAME	CASES	CAPACITY	UNITS HIGH
487	5	662725	8043210086	Seagram's Escapes Calypso Colada 1/11B	2.25	45.00	1.00
488	1	545894	8200073214	Smirnoff Ice Grape 6/11B	1.75	4.00	1.00
511	2	933082	63598510062	Mikes Hard Lemonade 6/11B	2.00	8.00	1.00
512	1	917663	8769200877	Wild Leaf Blk Lemon Honeyski Tea 6/12B	1.75	4.00	1.00
513	1	929085	8769200884	Wild Leaf Green Tea Apple Honey 6/12B	1.75	4.00	1.00

Segment #19 : Shelf #1 DEPTH: 24 in WIDTH: 48 in DISTANCE FROM TOP OF BASE SHELF TO BOTTOM OF SHELF: 70.50 in

POS	# FAC	S&S ID	UPC	NAME	CASES	CAPACITY	UNITS HIGH
484	4	662728	8043280253	Seagram's Escapes Strawberry Daq 1/11B	1.88	36.00	1.00
485	1	929312	8200072751	Smirnoff Ice Green Apple 6/11B	1.75	4.00	1.00
486	1	928387	63598506822	Mikes Hard Light Lemonade 6/11B	1.00	4.00	1.00
508	1	921164	63598560611	Mikes Hard Cranberry Lemonade 6/11B	1.00	4.00	1.00
509	1	981748	3410098916	Henrys Hard Soda Orange Ale 6/12B	1.00	4.00	1.00
510	1	642577	9200002000	Small Town Not Your Fathers RtBr 6/12B	1.00	4.00	1.00

Segment #21 : Shelf #5 DEPTH: 27 in WIDTH: 48 in DISTANCE FROM TOP OF BASE SHELF TO BOTTOM OF SHELF: 12.00 in

POS	# FAC	S&S ID	UPC	NAME	CASES	CAPACITY	UNITS HIGH
547	1	636622	3410000342	Redd's Wicked Apple 12/10C	4.00	8.00	4.00
548	1	913427	85860400534	Austin Eastciders Cider Varty Pk 12/12C	5.00	8.00	4.00
549	1	913425	8769200821	Angry Orchard Variety Pack 12/12C SC	4.00	6.00	3.00
570	1	549416	8769200017	Angry Orchard Variety Pack 12/12B	2.00	4.00	2.00
571	1	506271	8769200033	Angry Orchard Crisp Apple 12/12B	2.00	4.00	2.00



SSNY 0553 SOUTH SETAUCKET



98' COLD (28', 54', 16')

PLANOGRAM BACKING TABLE

C:\Stop&Shop\New York\2019\Project Shore\Wave 2\SSNY 0553 SOUTH SETAUCKET 260 POND PATH .PSA

Planogram: 553 Cold

572	1	929093	8769200801	Angry Orchard Rose 12/12B	3.00	4.00	2.00
-----	---	--------	------------	---------------------------	------	------	------

Segment #21 : Shelf #4 DEPTH: 24 in WIDTH: 48 in DISTANCE FROM TOP OF BASE SHELF TO BOTTOM OF SHELF: 34.50 in

POS	# FAC	S&S ID	UPC	NAME	CASES	CAPACITY	UNITS HIGH
544	1	549028	3410008716	Redd's Apple Ale 6/12B	1.00	4.00	1.00
545	1	927575	85860400506	Austin Eastciders Dry Cider 6/12C	2.75	8.00	2.00
546	1	688590	85861200314	Downeast Cider Variety Pack 9/12C	4.50	6.00	2.00
567	1	547660	8769282102	Angry Orchard Crisp Apple 6/12B	1.00	4.00	1.00
568	1	625028	8769200083	Angry Orchard Crisp Apple 12/12C	3.00	4.00	2.00
569	1	752324	8769200754	Angry Orchard Rose 12/12C SC	2.50	3.00	1.00

Segment #21 : Shelf #3 DEPTH: 24 in WIDTH: 48 in DISTANCE FROM TOP OF BASE SHELF TO BOTTOM OF SHELF: 46.50 in

POS	# FAC	S&S ID	UPC	NAME	CASES	CAPACITY	UNITS HIGH
541	1	810172	3410008746	Redd's Blueberry Ale 6/12B	1.00	4.00	1.00
542	1	927576	85860400556	Austin Eastciders Texas Rose Cdr 6/12C	2.75	8.00	2.00
543	1	688589	85861200310	Downeast Cider Sampler Pack 9/12C	4.50	6.00	2.00
565	1	863258	8769200149	Angry Orchard Green Apple 6/12B	1.00	4.00	1.00
566	2	517512	8769200660	Angry Orchard Rose 6/12B	2.75	8.00	1.00

Segment #21 : Shelf #2 DEPTH: 24 in WIDTH: 48 in DISTANCE FROM TOP OF BASE SHELF TO BOTTOM OF SHELF: 58.50 in

POS	# FAC	S&S ID	UPC	NAME	CASES	CAPACITY	UNITS HIGH
538	1	935438	1497450009	Woodchuck Amber 6/12B	1.00	4.00	1.00
539	1	913426	85860400535	Austin Eastciders Blood Org Cidr 6/12C	2.75	8.00	2.00
540	1	922797	89413700268	Crispin Variety Pack Cider 12/12C SC	2.50	3.00	1.00
562	1	908476	8834510225	Strongbow Variety Pack 12/8.5C	3.00	4.00	1.00
563	1	636382	8834510151	Strongbow Gold Hard Cider 6/11B	1.25	5.00	1.00
564	1	697779	8834510201	Strongbow Rose Apple Cider 6/11B	2.00	5.00	1.00

Segment #21 : Shelf #1 DEPTH: 24 in WIDTH: 48 in DISTANCE FROM TOP OF BASE SHELF TO BOTTOM OF SHELF: 70.50 in

POS	# FAC	S&S ID	UPC	NAME	CASES	CAPACITY	UNITS HIGH
535	1	778259	1820024001	Stella Artois Cidre 6/12B	1.00	4.00	1.00
536	1	917652	1820020132	Stella Artois Spritzer 6/12C	2.25	6.00	2.00
537	2	798353	64499613687	Wolffer No 139 Dry White Cider 4/12B	2.00	8.00	1.00
559	2	798352	64499613688	Wolffer No 139 Dry Rose Cider 4/12B	999999...	8.00	1.00
560	1	927622	75157107877	Graft Cider Hop Tropic 4/12C	2.00	8.00	2.00
561	1	927623	75157107871	Graft Cider Farm Flor 4/12C	999999...	8.00	2.00

Segment #23 : Shelf #5 DEPTH: 27 in WIDTH: 48 in DISTANCE FROM TOP OF BASE SHELF TO BOTTOM OF SHELF: 12.00 in

POS	# FAC	S&S ID	UPC	NAME	CASES	CAPACITY	UNITS HIGH
596	1	636462	79603061493	Kona Island Hopper Variety 12/12B	2.00	4.00	2.00
597	1	927627	79603082496	Kona Big Wave Golden Ale 12/12C	5.00	8.00	4.00
598	1	833698	81062803000	Golden Road Mango Cart 15/12C	2.50	4.00	4.00



SSNY 0553 SOUTH SETAUCKET



98' COLD (28', 54', 16')

PLANOGRAM BACKING TABLE

C:\Stop&Shop\New York\2019\Project Shore\Wave 2\SSNY 0553 SOUTH SETAUCKET 260 POND PATH .PSA

Planogram: 553 Cold

622	1	634568	8378322812	Sierra Nevada Seasonal 12/12B	2.00	4.00	2.00
623	1	982195	8378337512	Sierra Nevada Pale Ale 12/12B	2.00	4.00	2.00
624	1	636328	8378316000	Sierra Nevada Variety Pack 12/12B	2.00	4.00	2.00

Segment #23 : Shelf #4 DEPTH: 24 in WIDTH: 48 in DISTANCE FROM TOP OF BASE SHELF TO BOTTOM OF SHELF: 34.50 in

POS	# FAC	S&S ID	UPC	NAME	CASES	CAPACITY	UNITS HIGH
593	1	581890	79603081491	Kona Hanalei Island IPA 6/12B	1.00	4.00	1.00
594	1	506213	79603011496	Kona Big Wave Golden Ale 6/12B	1.00	4.00	1.00
595	1	644850	85689500374	Golden Road Wolf Pup 15/12C	1.50	2.00	2.00
619	1	931517	8378322822	Sierra Nevada Seasonal 6/12B	1.00	4.00	1.00
620	1	923236	8378337521	Sierra Nevada Pale Ale 6/12B	1.00	4.00	1.00
621	1	811299	8378333100	Sierra Nevada Torpedo Extra IPA 6/12B	1.00	4.00	1.00

Segment #23 : Shelf #3 DEPTH: 24 in WIDTH: 48 in DISTANCE FROM TOP OF BASE SHELF TO BOTTOM OF SHELF: 46.50 in

POS	# FAC	S&S ID	UPC	NAME	CASES	CAPACITY	UNITS HIGH
590	1	651471	79603011494	Kona Longboard Lager 6/12B	1.75	4.00	1.00
591	1	504568	79603011480	Kona Kanaha Blonde Ale 6/12B	1.75	4.00	1.00
592	1	922809	85961200113	21st Variety Pack 12/12C	3.00	4.00	2.00
616	1	604755	8378322851	Sierra Nevada Hop Bullet 6/12C	2.75	8.00	2.00
617	1	929070	8378322853	Sierra Nevada Sierraveza 6/12C	2.75	8.00	2.00
618	1	902377	8378311010	Sierra Nevada Hazy Little Thing 6/12C	2.75	8.00	2.00

Segment #23 : Shelf #2 DEPTH: 24 in WIDTH: 48 in DISTANCE FROM TOP OF BASE SHELF TO BOTTOM OF SHELF: 58.50 in

POS	# FAC	S&S ID	UPC	NAME	CASES	CAPACITY	UNITS HIGH
587	1	944094	85961200131	21st Brew Free or Die BldOrg IPA 6/12C	2.75	8.00	2.00
588	1	565535	85961200103	21st Brew Free or Die IPA 6/12C	2.00	8.00	2.00
589	1	565532	85961200102	21st Seasonal 6/12C	2.00	8.00	2.00
613	1	927612	60275500311	Firestone Mix Pack 12/12C	3.00	4.00	2.00
614	1	824362	67243800200	Ballast Point Fathom IPA 6/12C	2.75	8.00	2.00
615	1	913428	67243800261	Ballast Point Lager 6/12C	2.75	8.00	2.00

Segment #23 : Shelf #1 DEPTH: 24 in WIDTH: 48 in DISTANCE FROM TOP OF BASE SHELF TO BOTTOM OF SHELF: 70.50 in

POS	# FAC	S&S ID	UPC	NAME	CASES	CAPACITY	UNITS HIGH
583	1	927609	18636001003	Collective Arts Ransack Universe 4/16C	1.33	4.00	1.00
584	1	927608	18636005020	Collective Arts Life InTheClouds 4/16C	1.33	4.00	1.00
585	1	927628	79603062496	Kona Big Wave Golden Ale 4/16C	1.33	4.00	1.00
586	1	927615	60275500946	Firestone Rosalie 6/12C	2.25	6.00	2.00
609	1	927613	60275500949	Firestone Mind Haze 6/12C	2.25	6.00	2.00
610	1	720106	60275500610	Firestone Union Jack IPA 6/12C	1.50	6.00	2.00
611	1	944158	67243800068	Ballast Point Grapefruit Sculpin 6/12B	1.00	4.00	1.00
612	1	571368	67243800024	Ballast Point Sculpin IPA 6/12B	1.00	4.00	1.00

Segment #25 : Shelf #5 DEPTH: 27 in WIDTH: 48 in DISTANCE FROM TOP OF BASE SHELF TO BOTTOM OF SHELF: 12.00 in



SSNY 0553 SOUTH SETAUCKET



98' COLD (28', 54', 16')

PLANOGRAM BACKING TABLE

C:\Stop&Shop\New York\2019\Project Shore\Wave 2\SSNY 0553 SOUTH SETAUCKET 260 POND PATH .PSA

Planogram: 553 Cold

POS	# FAC	S&S ID	UPC	NAME	CASES	CAPACITY	UNITS HIGH
646	1	624598	72383010009	Lagunitas IPA 12/12B	2.00	4.00	2.00
647	1	718701	72383010012	Lagunitas A Little Sumpin Sumpin 12/12B	3.00	4.00	2.00
648	1	822109	72383030047	Lagunitas 12th of Never 12/12C	5.00	8.00	4.00
669	1	653897	63625188901	Stone Variety Pack 12/12B	3.00	4.00	2.00
670	1	598378	75452700201	New Belgium Variety Pack 12/12B	2.00	4.00	2.00
671	1	683999	75452700024	New Belgium Fat Tire Amber Ale 12/12B	2.00	4.00	2.00

Segment #25 : Shelf #4 DEPTH: 24 in WIDTH: 48 in DISTANCE FROM TOP OF BASE SHELF TO BOTTOM OF SHELF: 34.50 in

POS	# FAC	S&S ID	UPC	NAME	CASES	CAPACITY	UNITS HIGH
643	1	580992	72383000009	Lagunitas IPA 6/12B	1.00	4.00	1.00
644	1	762425	72383000020	Lagunitas A Little Sumpin Sumpin 6/12B	1.00	4.00	1.00
645	1	719576	72383010045	Lagunitas Sumpin Easy 12/12C	3.00	4.00	2.00
666	1	581045	63625177612	Stone IPA 6/12B	1.00	4.00	1.00
667	1	701418	81994200303	Oskar Blues Canundrum 15/12C	1.50	2.00	2.00
668	1	927618	85515800234	Funkwerks Variety Pack 12/12B	2.00	2.00	1.00

Segment #25 : Shelf #3 DEPTH: 24 in WIDTH: 48 in DISTANCE FROM TOP OF BASE SHELF TO BOTTOM OF SHELF: 46.50 in

POS	# FAC	S&S ID	UPC	NAME	CASES	CAPACITY	UNITS HIGH
640	1	762426	72383000014	Lagunitas Limited Release 6/12B	1.75	4.00	1.00
641	1	653877	72383000017	Lagunitas Maximus IPA 6/12B	1.75	4.00	1.00
642	1	798335	72383000178	Lagunitas Super Cluster 6/12C	2.75	8.00	2.00
663	1	937130	63625174002	Stone Delicious IPA 6/12B	1.75	4.00	1.00
664	1	688596	75452700716	New Belgium Fat Tire Belgn White 6/12B	1.75	4.00	1.00
665	1	547683	75452700022	New Belgium Fat Tire Amber Ale 6/12B	1.00	4.00	1.00

Segment #25 : Shelf #2 DEPTH: 24 in WIDTH: 48 in DISTANCE FROM TOP OF BASE SHELF TO BOTTOM OF SHELF: 58.50 in

POS	# FAC	S&S ID	UPC	NAME	CASES	CAPACITY	UNITS HIGH
637	1	906635	81790400083	Elysian Space Dust IPA 6/12B	1.00	4.00	1.00
638	1	929050	72383037011	Lagunitas Daytime Fractional IPA 6/12C	2.75	8.00	2.00
639	1	908357	63625174264	Stone Tropic Of Thunder Lager 6/12C	2.75	8.00	2.00
660	1	698271	63625174163	Stone Tangerine Express 6/12C	2.75	8.00	2.00
661	1	684002	75452700066	New Belgium VooDoo Ranger IPA 6/12B	1.75	4.00	1.00
662	1	720233	75452700613	New Belgium Citradelic TangrnIPA 6/12C	2.00	8.00	2.00

Segment #25 : Shelf #1 DEPTH: 24 in WIDTH: 48 in DISTANCE FROM TOP OF BASE SHELF TO BOTTOM OF SHELF: 70.50 in

POS	# FAC	S&S ID	UPC	NAME	CASES	CAPACITY	UNITS HIGH
634	1	923259	7278300100	Anchor Steam 6/12B	1.50	4.00	1.00
635	1	906657	9530113104	Rogue Dead Guy Ale 6/12C	2.00	8.00	2.00
636	1	929073	63625174175	Stone Scorpion Bowl IPA 6/12C	2.75	8.00	2.00
657	1	817358	63625174135	Stone Ripper Pale Ale 6/12C	2.75	8.00	2.00
658	1	580986	81994200003	Oskar Blues Dale's Pale Ale 6/12C	2.00	8.00	2.00
659	1	616142	79386653002	Left Hand Milk Stout Nitro 6/12B	1.75	4.00	1.00



SSNY 0553 SOUTH SETAUCKET



98' COLD (28', 54', 16')

PLANOGRAM BACKING TABLE

C:\Stop&Shop\New York\2019\Project Shore\Wave 2\SSNY 0553 SOUTH SETAUCKET 260 POND PATH .PSA

Planogram: 553 Cold

Segment #27 : Shelf #5 DEPTH: 27 in WIDTH: 48 in DISTANCE FROM TOP OF BASE SHELF TO BOTTOM OF SHELF: 12.00 in

POS	# FAC	S&S ID	UPC	NAME	CASES	CAPACITY	UNITS HIGH
694	1	953443	7199009516	Blue Moon Belgian White Ale 12/12B	2.00	4.00	2.00
695	1	911336	7199017052	Blue Moon Belgian White Ale 15/12C	4.50	8.00	4.00
696	1	991894	1820015981	Shock Top Belgian White Ale 12/12B	2.00	4.00	2.00
717	1	549415	73692011139	Goose Island Seasonal Sampler 12/12B	2.00	4.00	2.00
718	1	579971	73692011821	Goose Island Next Coast IPA 12/12C	5.00	8.00	4.00
719	1	824352	73692011651	Goose Island India Pale Ale 15/12C	4.50	8.00	4.00

Segment #27 : Shelf #4 DEPTH: 24 in WIDTH: 48 in DISTANCE FROM TOP OF BASE SHELF TO BOTTOM OF SHELF: 34.50 in

POS	# FAC	S&S ID	UPC	NAME	CASES	CAPACITY	UNITS HIGH
691	1	957545	7199009511	Blue Moon Belgian White Ale 6/12B	2.00	4.00	1.00
692	1	957545	7199009511	Blue Moon Belgian White Ale 6/12B	2.00	4.00	1.00
693	1	824382	1820028156	Shock Top Belgian White Ale 15/12C	1.50	2.00	2.00
714	1	565848	73692011118	Goose Island Seasonal 6/12B	1.00	4.00	1.00
715	1	929094	73692011824	Goose Island Next Coast IPA 6/12B	1.75	4.00	1.00
716	1	565850	73692011132	Goose Island India Pale Ale 6/12B	1.00	4.00	1.00

Segment #27 : Shelf #3 DEPTH: 24 in WIDTH: 48 in DISTANCE FROM TOP OF BASE SHELF TO BOTTOM OF SHELF: 46.50 in

POS	# FAC	S&S ID	UPC	NAME	CASES	CAPACITY	UNITS HIGH
688	1	906634	7199017044	Blue Moon Belgian White Ale 6/16AL	1.00	4.00	1.00
689	1	651473	7199009554	Blue Moon Brewmaster's Sampler 12/12B	1.00	2.00	1.00
690	1	530441	1820017991	Shock Top Sampler 12/12B	1.00	2.00	1.00
711	1	541910	74052210016	Bell's Seasonal 6/12B	1.00	4.00	1.00
712	1	541941	74052210083	Bell's Two Hearted Ale 6/12B	1.00	4.00	1.00
713	1	554765	74052211086	Bell's Two Hearted Ale 12/12C	3.00	4.00	2.00

Segment #27 : Shelf #2 DEPTH: 24 in WIDTH: 48 in DISTANCE FROM TOP OF BASE SHELF TO BOTTOM OF SHELF: 58.50 in

POS	# FAC	S&S ID	UPC	NAME	CASES	CAPACITY	UNITS HIGH
685	1	941941	7199009532	Blue Moon Seasonal 6/12B	1.00	4.00	1.00
686	1	647022	7199009536	Blue Moon Seasonal 12/12B	1.00	2.00	1.00
687	1	506317	1820019991	Shock Top Seasonal 12/12B	1.00	2.00	1.00
708	1	549421	8857333101	Shiner Bock 6/12B	1.00	4.00	1.00
709	1	710195	8857343333	Shiner Bock 12/12B	2.00	2.00	1.00
710	1	549428	3410051605	Leinenkugel Seasonal Shandy 6/12B	1.00	4.00	1.00

Segment #27 : Shelf #1 DEPTH: 24 in WIDTH: 48 in DISTANCE FROM TOP OF BASE SHELF TO BOTTOM OF SHELF: 70.50 in

POS	# FAC	S&S ID	UPC	NAME	CASES	CAPACITY	UNITS HIGH
682	1	500839	70277008101	Omission Lager 6/12B	1.00	4.00	1.00
683	1	651470	1820013986	Shock Top Belgian White Ale 6/12B	1.00	4.00	1.00
684	1	547553	1820017993	Shock Top Seasonal 6/12B	1.00	4.00	1.00



SSNY 0553 SOUTH SETAUCKET



98' COLD (28', 54', 16')

PLANOGRAM BACKING TABLE

C:\Stop&Shop\New York\2019\Project Shore\Wave 2\SSNY 0553 SOUTH SETAUCKET 260 POND PATH .PSA

Planogram: 553 Cold

705	1	590105	8857370002	Shiner Family Reunion Mix 6/12B	1.00	4.00	1.00
706	1	745773	8857380002	Shiner Seasonal 6/12B	1.75	4.00	1.00
707	1	863262	3410078658	Leinenkugel Grapefruit Shandy 6/12B	1.75	4.00	1.00

Segment #29 : Shelf #5 DEPTH: 27 in WIDTH: 48 in DISTANCE FROM TOP OF BASE SHELF TO BOTTOM OF SHELF: 12.00 in

POS	# FAC	S&S ID	UPC	NAME	CASES	CAPACITY	UNITS HIGH
741	1	662734	64286090024	Founders All Day IPA 15/12C	4.00	8.00	4.00
742	1	908465	64286080031	Founders Solid Gold 12/12C	5.00	8.00	4.00
743	1	581845	64286090025	Founders Seasonal 15/12C	4.50	8.00	4.00
766	1	637033	63848900189	Dogfish Head 60 Minute IPA 12/12C	4.00	8.00	4.00
767	1	506873	78624360000	Flying Dog Variety Pack 12/12B	3.00	4.00	2.00
768	1	590121	63770400434	Troegs Anthology Sampler 12/12B	3.00	4.00	2.00

Segment #29 : Shelf #4 DEPTH: 24 in WIDTH: 48 in DISTANCE FROM TOP OF BASE SHELF TO BOTTOM OF SHELF: 34.50 in

POS	# FAC	S&S ID	UPC	NAME	CASES	CAPACITY	UNITS HIGH
738	1	902387	64286015024	Founders All Day IPA 6/12C	2.75	8.00	2.00
739	1	964642	64286015031	Founders Solid Gold 6/12C	2.75	8.00	2.00
740	1	927602	85951500307	Cigar City Variety Pack 12/12C	3.00	4.00	2.00
763	1	545607	63848900029	Dogfish Head 60 Minute IPA 6/12B	1.00	4.00	1.00
764	1	755244	78624311990	Flying Dog Raging Btch Belgn Ale 6/12B	1.00	4.00	1.00
765	1	590700	63770400062	Troegs Shared UPC 6/12B	1.00	4.00	1.00

Segment #29 : Shelf #3 DEPTH: 24 in WIDTH: 48 in DISTANCE FROM TOP OF BASE SHELF TO BOTTOM OF SHELF: 46.50 in

POS	# FAC	S&S ID	UPC	NAME	CASES	CAPACITY	UNITS HIGH
735	1	903363	74052211968	Bell's Official Hazy IPA 6/12C	2.75	8.00	2.00
736	1	774999	63123444113	Sweetwater Tacklebox 12/12C	3.00	4.00	2.00
737	1	960315	89785300295	Cigar City Florida Cracker Wit 6/12C	2.75	8.00	2.00
760	1	557107	63848900312	Dogfish Head 90 Min Imp IPA 6/12B	1.75	4.00	1.00
761	1	600613	78624356000	Flying Dog Double Dog Dbl IPA 6/12B	1.75	4.00	1.00
762	1	760663	63027946506	Victory Golden Monkey 6/12B	1.00	4.00	1.00

Segment #29 : Shelf #2 DEPTH: 24 in WIDTH: 48 in DISTANCE FROM TOP OF BASE SHELF TO BOTTOM OF SHELF: 58.50 in

POS	# FAC	S&S ID	UPC	NAME	CASES	CAPACITY	UNITS HIGH
732	1	549429	3410051607	Leinenkugel Seasonal Shandy 12/12B	1.00	2.00	1.00
733	1	636266	63123430002	Sweetwater 420 Pale 6/12B	1.00	4.00	1.00
734	1	960316	89785300293	Cigar City Jai-Alai IPA 6/12C	2.75	8.00	2.00
757	1	808864	63848900188	Dogfish Head Seasonal 6/12B	1.75	4.00	1.00
758	1	906656	78624355014	Flying Dog The Truth Imprl IPA 6/12B	1.75	4.00	1.00
759	1	565944	63027975206	Victory Seasonal 6/12B	1.00	4.00	1.00

Segment #29 : Shelf #1 DEPTH: 24 in WIDTH: 48 in DISTANCE FROM TOP OF BASE SHELF TO BOTTOM OF SHELF: 70.50 in

POS	# FAC	S&S ID	UPC	NAME	CASES	CAPACITY	UNITS HIGH
-----	-------	--------	-----	------	-------	----------	------------



SSNY 0553 SOUTH SETAUCKET



98' COLD (28', 54', 16')

PLANOGRAM BACKING TABLE

C:\Stop&Shop\New York\2019\Project Shore\Wave 2\SSNY 0553 SOUTH SETAUCKET 260 POND PATH .PSA

Planogram: 553 Cold

728	1	603494	1820011985	Redbridge Lager 6/12B	1.75	4.00	1.00
729	1	960314	85043800203	Half Acre Daisy Cutter Pale Ale 4/16C	1.33	4.00	1.00
730	1	817021	63848900333	Dogfish Head Liquid Truth Serum 4/16C	1.33	4.00	1.00
731	1	817333	63848900193	Dogfish Head SeaQuenchAle 6/12C	2.25	6.00	2.00
754	1	913465	63848900355	Dogfish Head SuperEIGHT 6/12C	2.75	8.00	2.00
755	1	798348	63848900342	Dogfish Head American Beauty 6/12B	1.75	4.00	1.00
756	1	570807	64145511065	DuClaw Sweet Baby Jesus 6/12B	1.00	4.00	1.00

Segment #31 : Shelf #5 DEPTH: 27 in WIDTH: 48 in DISTANCE FROM TOP OF BASE SHELF TO BOTTOM OF SHELF: 12.00 in

POS	# FAC	S&S ID	UPC	NAME	CASES	CAPACITY	UNITS HIGH
789	1	964636	63027988736	Victory Kick Back Can Pack 15/12C	4.50	8.00	4.00
790	1	869155	79837330051	Magic Hat IPA Variety Pack 12/12B	2.00	4.00	2.00
791	1	929061	75643501538	Otter Creek Daily Dose IPA 15/12C	4.50	8.00	4.00
813	1	950147	4182700012	Harpoon Mix Pack 12/12B	2.00	4.00	2.00
814	1	961362	4182700712	Harpoon IPA 12/12B	2.00	4.00	2.00
815	1	958061	8769210014	Samuel Adams Boston Lgr 12/12B	2.00	4.00	2.00

Segment #31 : Shelf #4 DEPTH: 24 in WIDTH: 48 in DISTANCE FROM TOP OF BASE SHELF TO BOTTOM OF SHELF: 34.50 in

POS	# FAC	S&S ID	UPC	NAME	CASES	CAPACITY	UNITS HIGH
786	1	566049	63770406251	Troegs Perpetual IPA 6/12B	1.00	4.00	1.00
787	1	978033	79837312125	Magic Hat Variety Pack 12/12B	1.00	2.00	1.00
788	1	977944	79837312123	Magic Hat #9 12/12B	2.00	2.00	1.00
810	1	927624	4182700334	Harpoon Rec League 15/12C	999999...	2.00	2.00
811	1	936380	4182700076	Harpoon IPA 6/12B	1.75	4.00	1.00
812	1	902700	8769210012	Samuel Adams Boston Lgr 6/12B	1.00	4.00	1.00

Segment #31 : Shelf #3 DEPTH: 24 in WIDTH: 48 in DISTANCE FROM TOP OF BASE SHELF TO BOTTOM OF SHELF: 46.50 in

POS	# FAC	S&S ID	UPC	NAME	CASES	CAPACITY	UNITS HIGH
783	1	983086	63027977606	Victory Sour Monkey 6/12B	1.75	4.00	1.00
784	1	965672	79837312606	Magic Hat Seasonal 6/12B	1.00	4.00	1.00
785	1	965675	79837312602	Magic Hat #9 6/12B	1.75	4.00	1.00
807	1	647304	4182790036	Harpoon UFO White 6/12B	1.75	4.00	1.00
808	1	547544	4182790046	Harpoon UFO Seasonal 6/12B	1.75	4.00	1.00
809	1	927569	8769200846	Samuel Adams Boston 262 Marathon 6/12B	1.75	4.00	1.00

Segment #31 : Shelf #2 DEPTH: 24 in WIDTH: 48 in DISTANCE FROM TOP OF BASE SHELF TO BOTTOM OF SHELF: 58.50 in

POS	# FAC	S&S ID	UPC	NAME	CASES	CAPACITY	UNITS HIGH
780	1	581050	2124212009	Redhook Brewer's Choice 12/12B	1.00	2.00	1.00
781	1	646983	71925600019	Long Trail Green Blaze IPA 6/12B	1.75	4.00	1.00
782	1	965712	71925600005	Long Trail Ale 6/12B	1.75	4.00	1.00
804	1	863261	1996216453	Narragansett Dels Shandy 12/12C	3.00	4.00	2.00
805	1	952182	4182700146	Harpoon Seasonal 6/12B	1.00	4.00	1.00
806	1	932787	8769230030	Samuel Adams Boston Ale 6/12B	1.75	4.00	1.00



SSNY 0553 SOUTH SETAUCKET



98' COLD (28', 54', 16')

PLANOGRAM BACKING TABLE

C:\Stop&Shop\New York\2019\Project Shore\Wave 2\SSNY 0553 SOUTH SETAUCKET 260 POND PATH .PSA

Planogram: 553 Cold

Segment #31 : Shelf #1 DEPTH: 24 in WIDTH: 48 in DISTANCE FROM TOP OF BASE SHELF TO BOTTOM OF SHELF: 70.50 in

POS	# FAC	S&S ID	UPC	NAME	CASES	CAPACITY	UNITS HIGH
778	1	926509	79556300009	Smuttynose Finest Kind IPA 6/12B	1.00	4.00	1.00
779	2	762900	60367510182	Allagash White 4/12B	2.00	8.00	1.00
800	2	927570	60367512882	Allagash Saison 4/12B	2.00	8.00	1.00
801	1	927571	60367510482	Allagash Tripel 4/12B	1.33	4.00	1.00
802	1	927626	4182700337	Harpoon Rec League 4/16C	999999...	4.00	1.00
803	1	966762	4182700077	Harpoon IPA 4/16C	1.33	4.00	1.00

Segment #33 : Shelf #5 DEPTH: 27 in WIDTH: 48 in DISTANCE FROM TOP OF BASE SHELF TO BOTTOM OF SHELF: 12.00 in

POS	# FAC	S&S ID	UPC	NAME	CASES	CAPACITY	UNITS HIGH
838	1	936409	8769229103	Samuel Adams Ssnl Variety-Mix Pk 12/12B	2.00	4.00	2.00
839	2	960525	8769201103	Samuel Adams Seasonal 12/12B	4.00	8.00	2.00
862	1	500326	81957801052	Two Roads Beer Bus Variety Pack 12/12C	5.00	8.00	4.00
863	1	947837	0945010124	Saranac Seasonal 12/12B	2.00	4.00	2.00
864	1	810173	7167007106	Saranac Twelve Beers 12/12B	2.00	4.00	2.00

Segment #33 : Shelf #4 DEPTH: 24 in WIDTH: 48 in DISTANCE FROM TOP OF BASE SHELF TO BOTTOM OF SHELF: 34.50 in

POS	# FAC	S&S ID	UPC	NAME	CASES	CAPACITY	UNITS HIGH
835	1	506287	8769200037	Samuel Adams Seasonal Select 12/12B	2.00	2.00	1.00
836	1	987836	8769230050	Samuel Adams Seasonal 6/12B	1.00	4.00	1.00
837	1	549784	8769200109	Samuel Adams Seasonal 12/12C	2.00	4.00	2.00
859	1	957272	81957801036	Two Roads Lil Heaven Session IPA 12/12C	3.00	4.00	2.00
860	1	971937	0946808164	Saranac Adirondack Trail Mix 12/12B	1.00	2.00	1.00
861	1	636372	0945001228	Saranac Can Do Variety Pack 12/12C	3.00	4.00	2.00

Segment #33 : Shelf #3 DEPTH: 24 in WIDTH: 48 in DISTANCE FROM TOP OF BASE SHELF TO BOTTOM OF SHELF: 46.50 in

POS	# FAC	S&S ID	UPC	NAME	CASES	CAPACITY	UNITS HIGH
832	1	565847	8769200004	Samuel Adams Seasonal Select 6/12B	1.00	4.00	1.00
833	1	908730	8769227102	Samuel Adams Cherry Wht 6/12B	1.00	4.00	1.00
834	1	636228	8769200129	Samuel Adams Rebel IPA 12/12B	1.00	2.00	1.00
856	1	549180	81957801007	Two Roads Honeyspot Road IPA 6/12B	1.00	4.00	1.00
857	1	908483	7167084200	Saranac Adirondack Trail Mix 6/12B	1.75	4.00	1.00
858	1	911479	0945008014	Saranac Limited Release 6/12B	1.00	4.00	1.00

Segment #33 : Shelf #2 DEPTH: 24 in WIDTH: 48 in DISTANCE FROM TOP OF BASE SHELF TO BOTTOM OF SHELF: 58.50 in

POS	# FAC	S&S ID	UPC	NAME	CASES	CAPACITY	UNITS HIGH
829	1	913546	8769200687	Samuel Adams New England IPA 6/12C	2.75	8.00	2.00
830	1	816954	8769200673	Samuel Adams Sam 76 6/12C	2.75	8.00	2.00
831	1	531581	8769200494	Samuel Adams Sam 76 6/12B	2.00	2.00	1.00
853	1	743653	81957801006	Two Roads Road 2 Ruin Dbl IPA 6/12B	1.00	4.00	1.00
854	1	929060	64944099818	Ommegang Nirvana IPA 6/12B	1.75	4.00	1.00



SSNY 0553 SOUTH SETAUCKET



98' COLD (28', 54', 16')

PLANOGRAM BACKING TABLE

C:\Stop&Shop\New York\2019\Project Shore\Wave 2\SSNY 0553 SOUTH SETAUCKET 260 POND PATH .PSA

Planogram: 553 Cold

855	1	904652	64944000065	Ommegang Witte 6/12B	1.00	4.00	1.00
-----	---	--------	-------------	----------------------	------	------	------

Segment #33 : Shelf #1 DEPTH: 24 in WIDTH: 48 in DISTANCE FROM TOP OF BASE SHELF TO BOTTOM OF SHELF: 70.50 in

POS	# FAC	S&S ID	UPC	NAME	CASES	CAPACITY	UNITS HIGH
825	1	908966	85654400742	Lord Hobo Boom Sauce 4/16C	1.33	4.00	1.00
826	1	929056	85654400766	Lord Hobo Variety 6/12C	999999...	6.00	2.00
827	1	724022	80487946775	Stony Creek Big Cranky 4/16C	1.33	4.00	1.00
828	1	869156	80487954077	Stony Creek Cranky IPA 6/12C	2.75	8.00	2.00
849	1	629129	81957801027	Two Roads Seasonal 6/12B	1.75	4.00	1.00
850	1	528777	64944000025	Ommegang Three Philosophers 4/12B	1.33	4.00	1.00
851	1	929059	64944000184	Ommegang Brut IPA 4/12B	999999...	4.00	1.00
852	1	606830	86036700072	Sloop Juice Bomb IPA 6/12C	999999...	6.00	2.00

Segment #35 : Shelf #5 DEPTH: 27 in WIDTH: 48 in DISTANCE FROM TOP OF BASE SHELF TO BOTTOM OF SHELF: 12.00 in

POS	# FAC	S&S ID	UPC	NAME	CASES	CAPACITY	UNITS HIGH
881	1	657162	81601402080	Southern Tier Variety 15/12C	4.50	8.00	4.00
882	1	554766	85663200428	Bronx Variety 12/12C	4.00	8.00	4.00
883	1	927596	85663200468	Bronx IPA Variety Pack 12/12C	5.00	8.00	4.00
897	1	813036	3061300058	Brooklyn Seasonal 12/12B	3.00	4.00	2.00
898	1	751861	3061300071	Brooklyn Variety Pack 12/12B	2.00	4.00	2.00
899	1	984300	3061300074	Brooklyn Variety Pack 12/12C	5.00	8.00	4.00

Segment #35 : Shelf #4 DEPTH: 24 in WIDTH: 48 in DISTANCE FROM TOP OF BASE SHELF TO BOTTOM OF SHELF: 34.50 in

POS	# FAC	S&S ID	UPC	NAME	CASES	CAPACITY	UNITS HIGH
878	1	506234	85375900027	Southern Tier 2XIPA 6/12B	1.75	4.00	1.00
879	1	927595	85663200427	Bronx Seasonal 6/12C	2.75	8.00	2.00
880	1	927590	85663200433	Bronx No Resolutions IPA 6/12C	2.75	8.00	2.00
894	1	926107	3061300019	Brooklyn East India Pale Ale 6/12B	1.75	4.00	1.00
895	1	713240	3061300053	Brooklyn Seasonal 6/12B	1.00	4.00	1.00
896	1	966212	3061300001	Brooklyn Lager 6/12B	1.00	4.00	1.00

Segment #35 : Shelf #3 DEPTH: 24 in WIDTH: 48 in DISTANCE FROM TOP OF BASE SHELF TO BOTTOM OF SHELF: 46.50 in

POS	# FAC	S&S ID	UPC	NAME	CASES	CAPACITY	UNITS HIGH
875	1	647042	85375900012	Southern Tier IPA 6/12B	1.00	4.00	1.00
876	1	675695	81760601060	Captain Lawrence 6th BoroughPils 6/12C	2.75	8.00	2.00
877	1	927616	85586700622	Five Boroughs Pilsner 6/12C	999999...	8.00	2.00
891	1	927598	3061311212	Brooklyn Defender IPA 6/12B	1.75	4.00	1.00
892	1	927597	3061301951	Brooklyn Bel Air Sour 6/12B	1.75	4.00	1.00
893	1	517504	88715100418	Coney Island Merman IPA 6/12B	1.75	4.00	1.00

Segment #35 : Shelf #2 DEPTH: 24 in WIDTH: 48 in DISTANCE FROM TOP OF BASE SHELF TO BOTTOM OF SHELF: 58.50 in

POS	# FAC	S&S ID	UPC	NAME	CASES	CAPACITY	UNITS HIGH
-----	-------	--------	-----	------	-------	----------	------------



SSNY 0553 SOUTH SETAUCKET



98' COLD (28', 54', 16')

PLANOGRAM BACKING TABLE

C:\Stop&Shop\New York\2019\Project Shore\Wave 2\SSNY 0553 SOUTH SETAUCKET 260 POND PATH .PSA

Planogram: 553 Cold

872	1	565587	60690500830	Ithaca Flower Power IPA 6/12B	1.00	4.00	1.00
873	1	675699	81760601076	Captain Lawrence HopCommander 6/12C	2.75	8.00	2.00
874	1	927617	85586700635	Five Boroughs Tiny Juicy IPA 6/12C	999999...	8.00	2.00
888	1	636563	85909300244	SixPoint The Crisp 6/12C	1.25	5.00	1.00
889	1	929071	85909300268	SixPoint Seasonal 6/12C	2.00	5.00	1.00
890	1	636438	88715100094	Coney Island Mermaid Pilsner 6/12B	1.00	4.00	1.00

Segment #35 : Shelf #1 DEPTH: 24 in WIDTH: 48 in DISTANCE FROM TOP OF BASE SHELF TO BOTTOM OF SHELF: 70.50 in

POS	# FAC	S&S ID	UPC	NAME	CASES	CAPACITY	UNITS HIGH
869	2	929055	85669400606	LIC Beer Project Higher Burnin' IPA 4/16C	999999...	8.00	1.00
870	1	929054	85669400608	LIC Beer Project Coded Tiles Pale Ale 4/16C	999999...	4.00	1.00
871	1	929078	4023257420	Three's Vilet Pilsner 4/16C	999999...	4.00	1.00
884	1	929079	4023246324	Three's Logical Conclusion IPA 4/16C	999999...	4.00	1.00
885	1	636564	85909300242	SixPoint Sweet Action 6/12C	1.25	5.00	1.00
886	1	636565	85909300243	SixPoint Bengali 6/12C	1.25	5.00	1.00
887	1	662736	85909300246	SixPoint Resin 6/12C	1.25	5.00	1.00

Segment #37 : Shelf #5 DEPTH: 27 in WIDTH: 48 in DISTANCE FROM TOP OF BASE SHELF TO BOTTOM OF SHELF: 12.00 in

POS	# FAC	S&S ID	UPC	NAME	CASES	CAPACITY	UNITS HIGH
913	1	752347	85114800597	Great South Bay Variety Pack 12/12C	5.00	8.00	4.00
914	1	520248	68174521122	Blue Point Variety 12/12B	2.00	4.00	2.00
915	1	675665	68174500145	Blue Point Seasonal 18/12C	5.00	4.00	4.00
928	1	908440	68174500210	Blue Point Shore Thing 18/12C	5.00	4.00	4.00
929	2	675685	68174500134	Blue Point Toasted Lager 18/12C	9.00	8.00	4.00

Segment #37 : Shelf #4 DEPTH: 24 in WIDTH: 48 in DISTANCE FROM TOP OF BASE SHELF TO BOTTOM OF SHELF: 34.50 in

POS	# FAC	S&S ID	UPC	NAME	CASES	CAPACITY	UNITS HIGH
910	1	752348	85114800557	Great South Bay Seasonal 6/12C	2.25	6.00	2.00
911	1	798134	85114800555	Great South Bay Blood Orange 6/12C	2.25	6.00	2.00
912	1	798135	85114800561	Great South Bay Blonde Ambition 6/12C	2.25	6.00	2.00
926	2	925202	68174511118	Blue Point Seasonal 6/12B	2.00	8.00	1.00
927	2	580990	68174511112	Blue Point Toasted Lager 6/12B	2.00	8.00	1.00

Segment #37 : Shelf #3 DEPTH: 24 in WIDTH: 48 in DISTANCE FROM TOP OF BASE SHELF TO BOTTOM OF SHELF: 46.50 in

POS	# FAC	S&S ID	UPC	NAME	CASES	CAPACITY	UNITS HIGH
907	1	777534	85114900424	Long Ireland Celtic Ale 6/12C	2.75	8.00	2.00
908	1	653855	85114900415	Long Ireland Seasonal 6/12B	1.75	4.00	1.00
909	1	632439	68174511130	Blue Point Blueberry Ale 6/12B	1.75	4.00	1.00
923	1	713472	68174511102	Blue Point Hoptical Illusion 6/12B	1.75	4.00	1.00
924	1	504565	68174500068	Blue Point Beach Plum Gose 6/12C	2.75	8.00	2.00
925	1	927586	68174500215	Blue Point The IPA 6/12C	2.75	8.00	2.00

Segment #37 : Shelf #2 DEPTH: 24 in WIDTH: 48 in DISTANCE FROM TOP OF BASE SHELF TO BOTTOM OF SHELF: 58.50 in



SSNY 0553 SOUTH SETAUCKET



98' COLD (28', 54', 16')

PLANOGRAM BACKING TABLE

C:\Stop&Shop\New York\2019\Project Shore\Wave 2\SSNY 0553 SOUTH SETAUCKET 260 POND PATH .PSA

Planogram: 553 Cold

POS	# FAC	S&S ID	UPC	NAME	CASES	CAPACITY	UNITS HIGH
904	1	937123	60940872979	Port Jeff Party Boat IPA 6/12C	2.75	8.00	2.00
905	1	504559	85998900520	Greenport Harbor Seasonal 6/12C	2.75	8.00	2.00
906	1	930898	85998900522	Greenport Harbor Seasonal 6/12B	1.00	4.00	1.00
920	1	937126	85998900516	Greenport Harbor Otherside IPA 6/12B	1.75	4.00	1.00
921	1	581001	68715190018	Southampton IPA 6/12B	1.75	4.00	1.00
922	1	647048	68715190007	Southampton Double White Ale 6/12B	1.00	4.00	1.00

Segment #37 : Shelf #1 DEPTH: 24 in WIDTH: 48 in DISTANCE FROM TOP OF BASE SHELF TO BOTTOM OF SHELF: 70.50 in

POS	# FAC	S&S ID	UPC	NAME	CASES	CAPACITY	UNITS HIGH
900	1	927582	73079248873	Barrier Green Room 4/16C	999999...	4.00	1.00
901	1	701417	73079248864	Barrier Money 4/16C	1.33	4.00	1.00
902	1	929058	86665600047	Montauk Pilsner 6/12C	2.25	6.00	2.00
903	1	833718	86907100027	Montauk Wave Chaser IPA 6/12C	2.25	6.00	2.00
916	1	716843	86273700007	Montauk Session IPA 6/12C	2.25	6.00	2.00
917	1	636547	86273700002	Montauk Driftwood Ale 6/12C	2.25	6.00	2.00
918	2	636544	86273700006	Montauk Summer Ale 6/12C	3.75	12.00	2.00
919	1	984289	86907100026	Montauk Seasonal 6/12C	2.25	6.00	2.00

Segment #39 : Shelf #6 DEPTH: 27 in WIDTH: 48 in DISTANCE FROM TOP OF BASE SHELF TO BOTTOM OF SHELF: 12.00 in

POS	# FAC	S&S ID	UPC	NAME	CASES	CAPACITY	UNITS HIGH
935	36	936455	9999900040	Flex 1/12B	82.50	360.00	1.00

Segment #39 : Shelf #5 DEPTH: 24 in WIDTH: 48 in DISTANCE FROM TOP OF BASE SHELF TO BOTTOM OF SHELF: 23.00 in

POS	# FAC	S&S ID	UPC	NAME	CASES	CAPACITY	UNITS HIGH
934	36	936455	9999900040	Flex 1/12B	82.50	324.00	1.00

Segment #39 : Shelf #4 DEPTH: 24 in WIDTH: 48 in DISTANCE FROM TOP OF BASE SHELF TO BOTTOM OF SHELF: 34.50 in

POS	# FAC	S&S ID	UPC	NAME	CASES	CAPACITY	UNITS HIGH
933	36	936455	9999900040	Flex 1/12B	82.50	324.00	1.00

Segment #39 : Shelf #3 DEPTH: 24 in WIDTH: 48 in DISTANCE FROM TOP OF BASE SHELF TO BOTTOM OF SHELF: 46.50 in

POS	# FAC	S&S ID	UPC	NAME	CASES	CAPACITY	UNITS HIGH
932	36	936455	9999900040	Flex 1/12B	82.50	324.00	1.00

Segment #39 : Shelf #2 DEPTH: 24 in WIDTH: 48 in DISTANCE FROM TOP OF BASE SHELF TO BOTTOM OF SHELF: 58.50 in

POS	# FAC	S&S ID	UPC	NAME	CASES	CAPACITY	UNITS HIGH
931	36	936455	9999900040	Flex 1/12B	82.50	324.00	1.00



SSNY 0553 SOUTH SETAUCKET



98' COLD (28', 54', 16')

PLANOGRAM BACKING TABLE

C:\Stop&Shop\New York\2019\Project Shore\Wave 2\SSNY 0553 SOUTH SETAUCKET 260 POND PATH .PSA

Planogram: 553 Cold

Segment #39 : Shelf #1 DEPTH: 24 in WIDTH: 48 in DISTANCE FROM TOP OF BASE SHELF TO BOTTOM OF SHELF: 70.50 in

POS	# FAC	S&S ID	UPC	NAME	CASES	CAPACITY	UNITS HIGH
930	36	936455	9999900040	Flex 1/12B	82.50	324.00	1.00

Segment #41 : Shelf #6 DEPTH: 27 in WIDTH: 48 in DISTANCE FROM TOP OF BASE SHELF TO BOTTOM OF SHELF: 12.00 in

Segment #41 : Shelf #5 DEPTH: 24 in WIDTH: 48 in DISTANCE FROM TOP OF BASE SHELF TO BOTTOM OF SHELF: 23.00 in

Segment #41 : Shelf #4 DEPTH: 24 in WIDTH: 48 in DISTANCE FROM TOP OF BASE SHELF TO BOTTOM OF SHELF: 34.50 in

Segment #41 : Shelf #3 DEPTH: 24 in WIDTH: 48 in DISTANCE FROM TOP OF BASE SHELF TO BOTTOM OF SHELF: 46.50 in

Segment #41 : Shelf #2 DEPTH: 24 in WIDTH: 48 in DISTANCE FROM TOP OF BASE SHELF TO BOTTOM OF SHELF: 58.50 in

Segment #41 : Shelf #1 DEPTH: 24 in WIDTH: 48 in DISTANCE FROM TOP OF BASE SHELF TO BOTTOM OF SHELF: 70.50 in

Segment #44 : Shelf #5 DEPTH: 27 in WIDTH: 48 in DISTANCE FROM TOP OF BASE SHELF TO BOTTOM OF SHELF: 12.00 in

POS	# FAC	S&S ID	UPC	NAME	CASES	CAPACITY	UNITS HIGH
946	1	990031	8066095757	Modelo 12/12B	2.00	4.00	2.00
947	1	504196	3354495042	Corona Premier 12/12B	4.00	4.00	2.00
948	1	927611	3354400018	Corona Premier 18/12B	3.00	2.00	2.00
959	1	991891	8066095408	Coronita Extra 24/7B	4.00	4.00	2.00
960	2	921681	8066095615	Corona Extra 12/12B	10.00	8.00	2.00

Segment #44 : Shelf #4 DEPTH: 24 in WIDTH: 48 in DISTANCE FROM TOP OF BASE SHELF TO BOTTOM OF SHELF: 33.50 in

POS	# FAC	S&S ID	UPC	NAME	CASES	CAPACITY	UNITS HIGH
944	1	558614	8066095715	Modelo 12/12C	2.00	4.00	2.00
945	2	504196	3354495042	Corona Premier 12/12B	4.00	4.00	1.00
958	3	921681	8066095615	Corona Extra 12/12B	10.00	6.00	1.00

Segment #44 : Shelf #3 DEPTH: 24 in WIDTH: 48 in DISTANCE FROM TOP OF BASE SHELF TO BOTTOM OF SHELF: 45.50 in

POS	# FAC	S&S ID	UPC	NAME	CASES	CAPACITY	UNITS HIGH
941	1	500443	8066095765	Modelo 6/12B	1.00	4.00	1.00
942	1	932783	8066095785	Negra Modelo 6/12B	1.50	4.00	1.00
943	1	830352	3354495053	Corona Familiar 12/12B	2.00	2.00	1.00
956	1	935363	8066095401	Coronita Extra 6/7B	1.25	5.00	1.00
957	2	907195	8066095605	Corona Extra 6/12B	3.00	8.00	1.00

Segment #44 : Shelf #2 DEPTH: 24 in WIDTH: 48 in DISTANCE FROM TOP OF BASE SHELF TO BOTTOM OF SHELF: 57.50 in

POS	# FAC	S&S ID	UPC	NAME	CASES	CAPACITY	UNITS HIGH
939	1	634576	1820012982	Land Shark Lager 6/12B	1.00	4.00	1.00
940	2	647050	1820012998	Land Shark Lager 12/12B	2.00	4.00	1.00



SSNY 0553 SOUTH SETAUCKET



98' COLD (28', 54', 16')

PLANOGRAM BACKING TABLE

C:\Stop&Shop\New York\2019\Project Shore\Wave 2\SSNY 0553 SOUTH SETAUCKET 260 POND PATH .PSA

Planogram: 553 Cold

953	1	548262	1820020983	Land Shark Lager 12/12C	2.00	4.00	2.00
954	1	945846	7231163021	Sol 6/12B	1.75	4.00	1.00
955	1	511492	8982690033	Tecate 12/12C	3.00	4.00	2.00

Segment #44 : Shelf #1 DEPTH: 24 in WIDTH: 48 in DISTANCE FROM TOP OF BASE SHELF TO BOTTOM OF SHELF: 70.00 in

POS	# FAC	S&S ID	UPC	NAME	CASES	CAPACITY	UNITS HIGH
936	3	990892	8066095641	Corona Extra 1/24B	1.75	21.00	1.00
937	2	941648	8382023480	Guinness Extra Stout 1/22B	1.33	16.00	1.00
938	2	934051	8248800006	Becks 1/22B	1.33	16.00	1.00
949	2	647128	78615000057	Stella Artois 1/22B	1.33	16.00	1.00
950	2	549023	7289000478	Heineken 1/22B	1.33	16.00	1.00
951	2	929067	8797552650	Sapporo Premium Black 1/22C	2.00	16.00	1.00
952	2	923035	8797502650	Sapporo Draft 1/22C	1.33	16.00	1.00

Segment #46 : Shelf #5 DEPTH: 27 in WIDTH: 48 in DISTANCE FROM TOP OF BASE SHELF TO BOTTOM OF SHELF: 12.00 in

POS	# FAC	S&S ID	UPC	NAME	CASES	CAPACITY	UNITS HIGH
971	1	921681	8066095615	Corona Extra 12/12B	10.00	4.00	2.00
972	1	991881	8066095680	Corona Extra 18/12B	3.00	2.00	2.00
984	3	923110	8066095675	Corona Light 12/12B	9.00	12.00	2.00
985	1	991882	8066095623	Corona Light 18/12B	3.00	2.00	2.00

Segment #46 : Shelf #4 DEPTH: 24 in WIDTH: 48 in DISTANCE FROM TOP OF BASE SHELF TO BOTTOM OF SHELF: 33.50 in

POS	# FAC	S&S ID	UPC	NAME	CASES	CAPACITY	UNITS HIGH
969	1	921681	8066095615	Corona Extra 12/12B	10.00	2.00	1.00
970	1	991881	8066095680	Corona Extra 18/12B	3.00	1.00	1.00
982	3	923110	8066095675	Corona Light 12/12B	9.00	6.00	1.00
983	1	991882	8066095623	Corona Light 18/12B	3.00	1.00	1.00

Segment #46 : Shelf #3 DEPTH: 24 in WIDTH: 48 in DISTANCE FROM TOP OF BASE SHELF TO BOTTOM OF SHELF: 45.50 in

POS	# FAC	S&S ID	UPC	NAME	CASES	CAPACITY	UNITS HIGH
967	1	907195	8066095605	Corona Extra 6/12B	3.00	4.00	1.00
968	1	647005	8066095695	Corona Extra 12/12C	2.00	4.00	2.00
979	2	914952	8066095625	Corona Light 6/12B	2.00	8.00	1.00
980	1	503706	8066095621	Corona Light 12/12C	2.50	3.00	1.00
981	1	932784	8066095301	Pacifico Clara 6/12B	1.75	4.00	1.00

Segment #46 : Shelf #2 DEPTH: 24 in WIDTH: 48 in DISTANCE FROM TOP OF BASE SHELF TO BOTTOM OF SHELF: 57.50 in

POS	# FAC	S&S ID	UPC	NAME	CASES	CAPACITY	UNITS HIGH
964	1	909804	7231163011	Dos Equis Ambar 6/12B	1.00	4.00	1.00
965	1	979984	7231163012	Dos Equis Lager 6/12B	1.00	4.00	1.00
966	1	968424	7231123012	Dos Equis Lager 12/12B	1.00	2.00	1.00
976	1	904318	6206705172	Labatt Blue 6/12B	1.75	4.00	1.00



SSNY 0553 SOUTH SETAUCKET



98' COLD (28', 54', 16')

PLANOGRAM BACKING TABLE

C:\Stop&Shop\New York\2019\Project Shore\Wave 2\SSNY 0553 SOUTH SETAUCKET 260 POND PATH .PSA

Planogram: 553 Cold

977	1	904444	6821303112	Molson Canadian 6/12B	1.75	4.00	1.00
978	1	506093	8382007152	Smithwicks Irish Ale 6/12B	1.75	4.00	1.00

Segment #46 : Shelf #1 DEPTH: 24 in WIDTH: 48 in DISTANCE FROM TOP OF BASE SHELF TO BOTTOM OF SHELF: 70.00 in

POS	# FAC	S&S ID	UPC	NAME	CASES	CAPACITY	UNITS HIGH
961	3	950093	7089718331	Fosters Premium Ale 1/25C	1.75	21.00	1.00
962	3	921524	7089701331	Fosters Lager 1/25C	1.75	21.00	1.00
963	1	954385	76227481393	Boddingtons Pub Ale 4/16C	0.67	4.00	1.00
973	1	934048	8834510005	Newcastle Brown Ale 6/12B	1.00	4.00	1.00
974	1	907401	76227407131	Bass Pale Ale 6/12B	1.75	4.00	1.00
975	1	932782	8382023473	Harp Lager 6/12B	1.75	4.00	1.00

Segment #48 : Shelf #5 DEPTH: 27 in WIDTH: 48 in DISTANCE FROM TOP OF BASE SHELF TO BOTTOM OF SHELF: 12.00 in

POS	# FAC	S&S ID	UPC	NAME	CASES	CAPACITY	UNITS HIGH
995	1	925954	7289000174	Heineken 1/169MBR	4.00	5.00	1.00
996	2	927164	7289000016	Heineken 12/12B	7.00	8.00	2.00
1009	1	511477	7289000152	Heineken 18/12B	3.00	2.00	2.00
1010	1	926795	7289000159	Heineken Premium Light 12/12B	4.00	4.00	2.00
1011	1	520090	7289000423	Heineken Premium Light 18/12B	3.00	2.00	2.00

Segment #48 : Shelf #4 DEPTH: 24 in WIDTH: 48 in DISTANCE FROM TOP OF BASE SHELF TO BOTTOM OF SHELF: 33.50 in

POS	# FAC	S&S ID	UPC	NAME	CASES	CAPACITY	UNITS HIGH
994	3	927164	7289000016	Heineken 12/12B	7.00	6.00	1.00
1007	1	511477	7289000152	Heineken 18/12B	3.00	1.00	1.00
1008	2	926795	7289000159	Heineken Premium Light 12/12B	4.00	4.00	1.00

Segment #48 : Shelf #3 DEPTH: 24 in WIDTH: 48 in DISTANCE FROM TOP OF BASE SHELF TO BOTTOM OF SHELF: 45.50 in

POS	# FAC	S&S ID	UPC	NAME	CASES	CAPACITY	UNITS HIGH
991	1	932785	8382056793	Red Stripe 6/12B	1.00	4.00	1.00
992	1	916123	71905700156	Presidente 12/12B	2.00	2.00	1.00
993	1	905902	7289000011	Heineken 6/12B	1.00	4.00	1.00
1004	1	912731	7289000020	Heineken 12/12C	2.00	4.00	2.00
1005	1	926797	7289000158	Heineken Premium Light 6/12B	1.00	4.00	1.00
1006	1	634550	7289000188	Heineken Premium Light 12/12C	2.00	4.00	2.00

Segment #48 : Shelf #2 DEPTH: 24 in WIDTH: 48 in DISTANCE FROM TOP OF BASE SHELF TO BOTTOM OF SHELF: 57.50 in

POS	# FAC	S&S ID	UPC	NAME	CASES	CAPACITY	UNITS HIGH
988	1	869160	8382012393	Guinness Extra Stout 6/11B	1.25	5.00	1.00
989	1	944904	8382010401	Guinness Draught 6/11B	1.00	4.00	1.00
990	1	939304	8382010403	Guinness Draught 12/11B	2.00	2.00	1.00
1001	1	653853	8382018132	Guinness Blonde 6/12B	1.00	4.00	1.00
1002	1	618980	8760010133	Carlsberg 12/16C	2.00	2.00	1.00



SSNY 0553 SOUTH SETAUCKET



98' COLD (28', 54', 16')

PLANOGRAM BACKING TABLE

C:\Stop&Shop\New York\2019\Project Shore\Wave 2\SSNY 0553 SOUTH SETAUCKET 260 POND PATH .PSA

Planogram: 553 Cold

1003	1	845511	18195400004	Peroni Nastro Azzuro 12/12B	2.00	2.00	1.00
------	---	--------	-------------	-----------------------------	------	------	------

Segment #48 : Shelf #1 DEPTH: 24 in WIDTH: 48 in DISTANCE FROM TOP OF BASE SHELF TO BOTTOM OF SHELF: 70.00 in

POS	# FAC	S&S ID	UPC	NAME	CASES	CAPACITY	UNITS HIGH
986	2	934885	8382012360	Guinness Draught 4/15C	1.33	8.00	1.00
987	2	946134	8382012368	Guinness Draught 8/15C	2.67	8.00	2.00
997	1	647122	8370601415	Duvel Belgian Ale 4/11B	1.33	4.00	1.00
998	1	616147	2050700011	Bitburger Pilsner 4/17C	1.33	4.00	1.00
999	1	748187	8760010115	Carlsberg 4/16C	1.33	4.00	1.00
1000	1	636268	18195400002	Peroni Nastro Azzuro 6/12B	1.00	4.00	1.00

Segment #50 : Shelf #5 DEPTH: 27 in WIDTH: 48 in DISTANCE FROM TOP OF BASE SHELF TO BOTTOM OF SHELF: 12.00 in

POS	# FAC	S&S ID	UPC	NAME	CASES	CAPACITY	UNITS HIGH
1024	1	921118	7289010016	Amstel Light 12/12B	2.00	4.00	2.00
1025	3	945607	78615000014	Stella Artois 12/11B	6.00	12.00	2.00
1037	1	788374	78615000149	Stella Artois 18/11B	3.00	2.00	2.00
1038	1	923240	8248812300	Becks 12/12B	3.00	6.00	2.00

Segment #50 : Shelf #4 DEPTH: 24 in WIDTH: 48 in DISTANCE FROM TOP OF BASE SHELF TO BOTTOM OF SHELF: 33.50 in

POS	# FAC	S&S ID	UPC	NAME	CASES	CAPACITY	UNITS HIGH
1021	1	905903	7289010011	Amstel Light 6/12B	1.00	4.00	1.00
1022	1	777931	78615000016	Stella Artois 12/11C	2.00	4.00	1.00
1023	2	918029	78615000001	Stella Artois 6/11B	2.00	8.00	1.00
1035	1	788374	78615000149	Stella Artois 18/11B	3.00	1.00	1.00
1036	1	906797	8248812345	Becks 6/12B	1.00	4.00	1.00

Segment #50 : Shelf #3 DEPTH: 24 in WIDTH: 48 in DISTANCE FROM TOP OF BASE SHELF TO BOTTOM OF SHELF: 45.50 in

POS	# FAC	S&S ID	UPC	NAME	CASES	CAPACITY	UNITS HIGH
1018	1	603025	78615000030	Lefte Blonde 6/11B	1.75	4.00	1.00
1019	1	983780	78615000146	Hoegaarden 6/11B	1.75	4.00	1.00
1020	1	722029	78615000148	Hoegaarden 12/11B	2.00	2.00	1.00
1032	1	565830	1820020982	Best of Belgium Variety 12/11B	2.00	2.00	1.00
1033	1	751933	8839400033	Franziskaner Hefe-Weisse 6/12B	1.75	4.00	1.00
1034	1	932790	8839400002	Spaten Premium Lager 6/12B	1.00	4.00	1.00

Segment #50 : Shelf #2 DEPTH: 24 in WIDTH: 48 in DISTANCE FROM TOP OF BASE SHELF TO BOTTOM OF SHELF: 57.50 in

POS	# FAC	S&S ID	UPC	NAME	CASES	CAPACITY	UNITS HIGH
1015	1	606824	85838700401	Birra Moretti 12/12B	2.00	2.00	1.00
1016	1	929063	4257205006	Radeberger Pilsner 6/11B	1.75	4.00	1.00
1017	1	906795	8066095935	St. Pauli Girl 6/12B	1.75	4.00	1.00
1029	1	906220	67574700111	Hofbrau Original 6/12B	1.75	4.00	1.00
1030	1	928606	8205410454	Warsteiner 6/11B	1.75	4.00	1.00



SSNY 0553 SOUTH SETAUCKET



98' COLD (28', 54', 16')

PLANOGRAM BACKING TABLE

C:\Stop&Shop\New York\2019\Project Shore\Wave 2\SSNY 0553 SOUTH SETAUCKET 260 POND PATH .PSA

Planogram: 553 Cold

1031	1	919722	8205410565	Warsteiner Dunkel 6/11B	1.75	4.00	1.00
------	---	--------	------------	-------------------------	------	------	------

Segment #50 : Shelf #1 DEPTH: 24 in WIDTH: 48 in DISTANCE FROM TOP OF BASE SHELF TO BOTTOM OF SHELF: 70.00 in

POS	# FAC	S&S ID	UPC	NAME	CASES	CAPACITY	UNITS HIGH
1012	1	923111	71975120103	Birra Moretti 6/12B	1.75	4.00	1.00
1013	1	773661	60972894939	Einstok Icelandic White Ale 6/11B	1.75	4.00	1.00
1014	1	921546	7231163001	Pilsner Urquell 6/12B	1.75	4.00	1.00
1026	1	679226	4257204006	Schofferhofer Grapefrt Hefewzn 6/11B	1.00	4.00	1.00
1027	1	983976	8015761194	Paulaner Hefeweizen 6/12B	1.75	4.00	1.00
1028	1	505311	75224514150	Weihenstephaner Hefeweissbier 6/12B	1.75	4.00	1.00

SKUs on Planogram: 651