



6050_2_DOOR_COLD







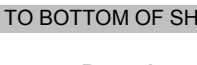


SCHEMATIC BACKING REPORT




6050.PSA

Planogram: 6050_2_DOOR_COLD




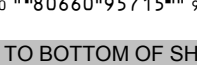
Segment #1 : Shelf #1 DEPTH: 27 in WIDTH: 22 in DISTANCE FROM TOP OF BASE SHELF TO BOTTOM OF SHELF: 70.00 in

POS	# FAC	UPC	NAME	CASES	CAPACITY	UNITS HIGH	Barcode
1	1	7089701331	Fosters Lager 1/25C	0.67	8.00	1.00	
2	1	7199010071	Coors 1/24C	0.75	9.00	1.00	
3	1	7199030065	Coors Light 1/24C	0.75	9.00	1.00	
4	1	1820025000	Budweiser 1/25C	0.60	9.00	1.00	
5	1	1820025001	Bud Light 1/25C	0.60	9.00	1.00	
6	1	7289000119	Heineken 1/24C	0.75	9.00	1.00	
7	1	63598526038	White Claw Blk Cherry H...	0.42	10.00	1.00	




Segment #1 : Shelf #2 DEPTH: 27 in WIDTH: 22 in DISTANCE FROM TOP OF BASE SHELF TO BOTTOM OF SHELF: 58.00 in

POS	# FAC	UPC	NAME	CASES	CAPACITY	UNITS HIGH	Barcode
8	1	8066095765	Modelo 6/12B	0.75	3.00	1.00	
9	1	3354495042	Corona Premier 12/12B	1.00	2.00	1.00	
10	1	7199009511	Blue Moon Belgian White...	0.75	3.00	1.00	

Segment #1 : Shelf #3 DEPTH: 27 in WIDTH: 22 in DISTANCE FROM TOP OF BASE SHELF TO BOTTOM OF SHELF: 46.50 in

POS	# FAC	UPC	NAME	CASES	CAPACITY	UNITS HIGH	Barcode
11	1	7143934450	Rolling Rock 12/12C	1.00	2.00	1.00	
12	1	7199000008	Coors Light 6/12C	1.50	6.00	2.00	
13	1	1820000016	Budweiser 6/12C	1.50	6.00	2.00	
14	1	8066095715	Modelo 12/12C	1.00	2.00	1.00	





Segment #1 : Shelf #4 DEPTH: 27 in WIDTH: 22 in DISTANCE FROM TOP OF BASE SHELF TO BOTTOM OF SHELF: 35.00 in

POS	# FAC	UPC	NAME	CASES	CAPACITY	UNITS HIGH	Barcode
15	1	1820020077	Natural Light 15/12C	1.00	2.00	1.00	
16	1	8066095757	Modelo 12/12B	1.00	2.00	1.00	
17	1	1820020210	Bud Light Peels Variety 1...	1.00	2.00	1.00	





Segment #1 : Shelf #5 DEPTH: 27 in WIDTH: 22 in DISTANCE FROM TOP OF BASE SHELF TO BOTTOM OF SHELF: 23.00 in

SCHEMATIC BACKING REPORT




6050.PSA

POS	# FAC	UPC	NAME	CASES	CAPACITY	UNITS HIGH	Barcode
18	1	7199000048	Coors Light 12/12C	1.50	3.00	1.00	
19	1	1820011047	Budweiser 12/12C	1.50	3.00	1.00	
20	1	1820053047	Bud Light 12/12C	1.50	3.00	1.00	
21	1	8066095625	Corona Light 6/12B	0.75	3.00	1.00	




Segment #1 : Shelf #6 DEPTH: 27 in WIDTH: 22 in DISTANCE FROM TOP OF BASE SHELF TO BOTTOM OF SHELF: 0.00 in

POS	# FAC	UPC	NAME	CASES	CAPACITY	UNITS HIGH	Barcode
22	1	7199030017	Coors Light 18/12C	2.00	2.00	2.00	
23	1	1820011218	Budweiser 18/12C	2.00	2.00	2.00	
24	1	1820053218	Bud Light 18/12C	2.00	2.00	2.00	
25	1	8066095695	Corona Extra 12/12C	1.00	2.00	2.00	




Segment #2 : Shelf #1 DEPTH: 27 in WIDTH: 22 in DISTANCE FROM TOP OF BASE SHELF TO BOTTOM OF SHELF: 70.00 in

POS	# FAC	UPC	NAME	CASES	CAPACITY	UNITS HIGH	Barcode
26	1	8769200991	Truly Spiked Spklig Lemo...	2.00	4.00	1.00	
27	1	8769200686	Truly Spiked Spklig Berry ...	2.00	4.00	1.00	
28	1	63598554890	White Claw Variety Pk Hr...	2.00	4.00	1.00	

Segment #2 : Shelf #2 DEPTH: 27 in WIDTH: 22 in DISTANCE FROM TOP OF BASE SHELF TO BOTTOM OF SHELF: 58.00 in

POS	# FAC	UPC	NAME	CASES	CAPACITY	UNITS HIGH	Barcode
29	1	3354400043	Corona Seltzer Variety P...	2.00	4.00	1.00	
30	1	3354400013	Corona Refresca Variety ...	2.00	4.00	1.00	
31	1	63598580006	White Claw Variety Pk2 ...	2.00	4.00	1.00	

Segment #2 : Shelf #3 DEPTH: 27 in WIDTH: 22 in DISTANCE FROM TOP OF BASE SHELF TO BOTTOM OF SHELF: 47.00 in




POS	# FAC	UPC	NAME	CASES	CAPACITY	UNITS HIGH	Barcode
32	1	18195400002	Peroni Nastro Azzuro 6/1...	0.75	3.00	1.00	
33	1	78615000014	Stella Artois 12/11B	1.00	2.00	1.00	
34	1	1820020208	Bud Light Seltzer Variety ...	2.00	4.00	1.00	

Segment #2 : Shelf #4 DEPTH: 27 in WIDTH: 22 in DISTANCE FROM TOP OF BASE SHELF TO BOTTOM OF SHELF: 35.00 in




POS	# FAC	UPC	NAME	CASES	CAPACITY	UNITS HIGH	Barcode
-----	-------	-----	------	-------	----------	------------	---------

SCHEMATIC BACKING REPORT




6050.PSA

35	1	1820005989	Michelob Ultra 6/12B	0.75	3.00	1.00	
36	1	7861500001	Stella Artois 6/11B	0.75	3.00	1.00	
37	1	7289000186	Heineken Premium Light ...	0.75	3.00	1.00	
38	1	7289000011	Heineken 6/12B	0.75	3.00	1.00	

Segment #2 : Shelf #5 DEPTH: 27 in WIDTH: 22 in DISTANCE FROM TOP OF BASE SHELF TO BOTTOM OF SHELF: 23.00 in

POS	# FAC	UPC	NAME	CASES	CAPACITY	UNITS HIGH	Barcode
39	1	8066095675	Corona Light 12/12B	1.00	2.00	1.00	
40	1	8066095605	Corona Extra 6/12B	0.75	3.00	1.00	
41	1	7289000159	Heineken Premium Light ...	1.00	2.00	1.00	

Segment #2 : Shelf #6 DEPTH: 27 in WIDTH: 22 in DISTANCE FROM TOP OF BASE SHELF TO BOTTOM OF SHELF: 0.00 in

POS	# FAC	UPC	NAME	CASES	CAPACITY	UNITS HIGH	Barcode
42	1	8066095615	Corona Extra 12/12B	1.00	2.00	2.00	
43	1	7289000020	Heineken 12/12C	1.00	2.00	2.00	
44	1	7289000016	Heineken 12/12B	1.00	2.00	2.00	

SKUs on Planogram: 44