



6056\_3\_DOOR\_COLD



Printed: 7/2/2020

Traffic Flow Left-right

POG: 6056.PSA




POG Size: 5'6.00
Segments 1 - 3 of 3
Page: 1

## SCHEMATIC BACKING REPORT




6056.PSA

### Planogram: 6056\_3\_DOOR\_COLD




Segment #1 : Shelf #1      DEPTH: 23 in    WIDTH: 22 in    DISTANCE FROM TOP OF BASE SHELF TO BOTTOM OF SHELF: 47.00 in

POS #	FAC	UPC	NAME	CASES	CAPACITY	UNITS HIGH	Barcode
1	1	63598554890	White Claw Variety Pk Hr...	1.50	3.00	1.00	
2	1	8769200686	Truly Spiked Spklg Berry ...	1.50	3.00	1.00	
3	1	8769200991	Truly Spiked Spklg Lemo...	1.50	3.00	1.00	




Segment #1 : Shelf #2      DEPTH: 23 in    WIDTH: 22 in    DISTANCE FROM TOP OF BASE SHELF TO BOTTOM OF SHELF: 34.00 in

POS #	FAC	UPC	NAME	CASES	CAPACITY	UNITS HIGH	Barcode
4	1	63598580006	White Claw Variety Pk2 ...	1.50	3.00	1.00	
5	1	7199009511	Blue Moon Belgian White...	0.75	3.00	1.00	
6	1	7199009516	Blue Moon Belgian White...	1.00	2.00	1.00	




Segment #1 : Shelf #3      DEPTH: 23 in    WIDTH: 22 in    DISTANCE FROM TOP OF BASE SHELF TO BOTTOM OF SHELF: 21.00 in

POS #	FAC	UPC	NAME	CASES	CAPACITY	UNITS HIGH	Barcode
7	1	78615000001	Stella Artois 6/11B	1.00	4.00	1.00	
8	1	7289000011	Heineken 6/12B	0.75	3.00	1.00	
9	1	7289000016	Heineken 12/12B	1.00	2.00	1.00	

Segment #1 : Shelf #4      DEPTH: 23 in    WIDTH: 22 in    DISTANCE FROM TOP OF BASE SHELF TO BOTTOM OF SHELF: 0.00 in

POS #	FAC	UPC	NAME	CASES	CAPACITY	UNITS HIGH	Barcode
10	1	78615000014	Stella Artois 12/11B	2.00	4.00	2.00	
11	1	7289000020	Heineken 12/12C	2.00	4.00	2.00	
12	1	3354495042	Corona Premier 12/12B	2.00	4.00	2.00	





Segment #2 : Shelf #1      DEPTH: 23 in    WIDTH: 22 in    DISTANCE FROM TOP OF BASE SHELF TO BOTTOM OF SHELF: 47.00 in

POS #	FAC	UPC	NAME	CASES	CAPACITY	UNITS HIGH	Barcode
13	1	1820020208	Bud Light Seltzer Variety ...	1.50	3.00	1.00	
14	1	3354400043	Corona Seltzer Variety P...	1.50	3.00	1.00	
15	1	3354400013	Corona Refresca Variety ...	1.50	3.00	1.00	



Segment #2 : Shelf #2      DEPTH: 23 in    WIDTH: 22 in    DISTANCE FROM TOP OF BASE SHELF TO BOTTOM OF SHELF: 34.00 in

**SCHEMATIC BACKING REPORT**




6056.PSA

POS #	FAC	UPC	NAME	CASES	CAPACITY	UNITS HIGH	Barcode
16	1	75452700885	New Belgium Voodoo Ra...	1.00	4.00	2.00	
17	1	78615000146	Hoegaarden 6/11B	0.75	3.00	1.00	
18	1	8066095625	Corona Light 6/12B	0.50	2.00	1.00	
19	1	8066095605	Corona Extra 6/12B	0.50	2.00	1.00	





Segment #2 : Shelf #3 DEPTH: 23 in WIDTH: 22 in DISTANCE FROM TOP OF BASE SHELF TO BOTTOM OF SHELF: 21.00 in

POS #	FAC	UPC	NAME	CASES	CAPACITY	UNITS HIGH	Barcode
20	1	8248812300	Becks 12/12B	1.00	2.00	1.00	
21	1	8066095757	Modelo 12/12B	1.00	2.00	1.00	




Segment #2 : Shelf #4 DEPTH: 23 in WIDTH: 22 in DISTANCE FROM TOP OF BASE SHELF TO BOTTOM OF SHELF: 0.00 in

POS #	FAC	UPC	NAME	CASES	CAPACITY	UNITS HIGH	Barcode
22	1	8066095675	Corona Light 12/12B	2.00	4.00	2.00	
23	1	8066095615	Corona Extra 12/12B	2.00	4.00	2.00	
24	1	8066095715	Modelo 12/12C	2.00	4.00	2.00	


Segment #3 : Shelf #1 DEPTH: 23 in WIDTH: 22 in DISTANCE FROM TOP OF BASE SHELF TO BOTTOM OF SHELF: 47.00 in

POS #	FAC	UPC	NAME	CASES	CAPACITY	UNITS HIGH	Barcode
25	1	1820020210	Bud Light Peels Variety 1...	1.00	2.00	1.00	
26	1	1820000016	Budweiser 6/12C	1.00	4.00	2.00	
27	1	7199030120	Coors Light 3/24C	0.40	2.00	1.00	
28	1	7199000008	Coors Light 6/12C	1.50	6.00	2.00	

Segment #3 : Shelf #2 DEPTH: 23 in WIDTH: 22 in DISTANCE FROM TOP OF BASE SHELF TO BOTTOM OF SHELF: 34.00 in



POS #	FAC	UPC	NAME	CASES	CAPACITY	UNITS HIGH	Barcode
29	1	1820005990	Michelob Ultra 12/12B	1.00	2.00	1.00	
30	1	7199000048	Coors Light 12/12C	1.50	3.00	1.00	
31	1	7143934450	Rolling Rock 12/12C	2.00	4.00	2.00	

Segment #3 : Shelf #3 DEPTH: 23 in WIDTH: 22 in DISTANCE FROM TOP OF BASE SHELF TO BOTTOM OF SHELF: 21.00 in





POS #	FAC	UPC	NAME	CASES	CAPACITY	UNITS HIGH	Barcode
32	1	1820053047	Bud Light 12/12C	1.00	2.00	1.00	

**SCHEMATIC BACKING REPORT**

6056.PSA

33	1	1820011047	Budweiser 12/12C	2.00	4.00	2.00	 0 18200 11047 4
34	1	1820000771	Budweiser 12/12B	1.00	2.00	1.00	 0 18200 00771 2

Segment #3 : Shelf #4 DEPTH: 23 in WIDTH: 22 in DISTANCE FROM TOP OF BASE SHELF TO BOTTOM OF SHELF: 0.00 in

POS	# FAC	UPC	NAME	CASES	CAPACITY	UNITS HIGH	Barcode
35	1	1820053218	Bud Light 18/12C	2.00	2.00	1.00	 0 18200 53218 4
36	1	1820011218	Budweiser 18/12C	2.00	2.00	2.00	 0 18200 11218 8
37	1	7199030017	Coors Light 18/12C	3.00	3.00	1.00	 0 71990 30017 3
38	1	1820020077	Natural Light 15/12C	1.00	2.00	1.00	 0 18200 20077 9

SKUs on Planogram: 38