




10503\_4ft\_OPEN\_WARM\_CRAFT\_ONLY



Printed: 7/2/2020

Traffic Flow Left-right

POG: 10503.PSA

POG Size: 4'0.00

Segment: 1 of 1







Page: 1

## SCHEMATIC BACKING REPORT






10503.PSA

### Planogram: 10503\_4ft\_OPEN\_WARM\_...




Segment #1 : Shelf #1      DEPTH: 12 in    WIDTH: 48 in    DISTANCE FROM TOP OF BASE SHELF TO BOTTOM OF SHELF: 47.00 in

POS	# FAC	UPC	NAME	CASES	CAPACITY	UNITS HIGH	Barcode
1	1	8769230050	Samuel Adams Seasonal...	0.50	2.00	1.00	 0 87692 30050 2
2	1	60690500830	Ithaca Flower Power IPA ...	0.50	2.00	1.00	 6 06905 00830 3
3	1	81957801006	Two Roads Road 2 Ruin ...	0.25	1.00	1.00	 8 19578 01006 5
4	1	81760601000	Captain Lawrence Pale A...	0.25	1.00	1.00	 8 17606 01000 1
5	1	81760601020	Captain Lawrence IPA 6/...	0.25	1.00	1.00	 8 17606 01020 9
6	1	7199009532	Blue Moon Seasonal 6/12B	0.50	2.00	1.00	 0 71990 09532 1





Segment #1 : Shelf #2      DEPTH: 12 in    WIDTH: 48 in    DISTANCE FROM TOP OF BASE SHELF TO BOTTOM OF SHELF: 36.00 in

POS	# FAC	UPC	NAME	CASES	CAPACITY	UNITS HIGH	Barcode
7	1	75452700161	New Belgium Fat Tire A...	1.00	2.00	2.00	 7 54527 00161 2
8	1	7289000621	Heineken 0.0 6/12B	0.50	2.00	1.00	 0 72890 00621 9
9	2	8382012393	Guinness Extra Stout 6/1...	1.00	4.00	1.00	 0 83820 12393 7
10	1	3354495041	Corona Premier 6/12B	0.50	2.00	1.00	 0 33544 95041 8
11	1	8066095715	Modelo 12/12C	1.00	2.00	2.00	 0 80660 95715 9

Segment #1 : Shelf #3      DEPTH: 12 in    WIDTH: 48 in    DISTANCE FROM TOP OF BASE SHELF TO BOTTOM OF SHELF: 23.00 in



POS	# FAC	UPC	NAME	CASES	CAPACITY	UNITS HIGH	Barcode
12	1	8769210014	Samuel Adams Boston L...	0.50	1.00	1.00	 0 87692 10014 0
13	1	1820020083	Michelob Ultra Pure Gold...	0.50	1.00	1.00	 0 18200 20083 0
14	3	8066095757	Modelo 12/12B	4.50	9.00	1.00	 0 80660 95757 9

Segment #1 : Shelf #4      DEPTH: 12 in    WIDTH: 48 in    DISTANCE FROM TOP OF BASE SHELF TO BOTTOM OF SHELF: 0.00 in

POS	# FAC	UPC	NAME	CASES	CAPACITY	UNITS HIGH	Barcode
15	1	64286090024	Founders All Day IPA 15/...	1.00	2.00	2.00	 6 42860 90024 5
16	1	8769201103	Samuel Adams Seasonal...	1.00	2.00	2.00	 0 87692 01103 3
17	1	7289000016	Heineken 12/12B	1.00	2.00	2.00	 0 72890 00016 3
18	1	8066095680	Corona Extra 18/12B	2.00	2.00	2.00	 0 80660 95680 0

# SCHEMATIC BACKING REPORT

10503.PSA

19	1	8066095615	Corona Extra 12/12B	1.00	2.00	2.00	 0 80660 95615 2
20	1	3410001509	Miller High Life 12/12B	1.00	2.00	2.00	 0 34100 01509 1

SKUs on Planogram: 20



10503\_4\_DOOR\_COLD






**SCHEMATIC BACKING REPORT**




10503.PSA

**Planogram: 10503\_4\_DOOR\_COLD**





Segment #1 : Shelf #1 DEPTH: 23 in WIDTH: 22 in DISTANCE FROM TOP OF BASE SHELF TO BOTTOM OF SHELF: 68.00 in

POS #	FAC	UPC	NAME	CASES	CAPACITY	UNITS HIGH	Barcode
1	1	63598580006	White Claw Variety Pk2 ...	1.50	3.00	1.00	
2	1	63598554890	White Claw Variety Pk Hr...	1.50	3.00	1.00	
3	1	1820020208	Bud Light Seltzer Variety ...	1.50	3.00	1.00	




Segment #1 : Shelf #2 DEPTH: 23 in WIDTH: 22 in DISTANCE FROM TOP OF BASE SHELF TO BOTTOM OF SHELF: 56.00 in

POS #	FAC	UPC	NAME	CASES	CAPACITY	UNITS HIGH	Barcode
4	1	8769200686	Truly Spiked Spkkg Berry ...	1.50	3.00	1.00	
5	1	8769200804	Truly Spiked Spkkg Tropi...	1.50	3.00	1.00	
6	1	8769200991	Truly Spiked Spkkg Lemo...	1.50	3.00	1.00	




Segment #1 : Shelf #3 DEPTH: 23 in WIDTH: 22 in DISTANCE FROM TOP OF BASE SHELF TO BOTTOM OF SHELF: 44.00 in

POS #	FAC	UPC	NAME	CASES	CAPACITY	UNITS HIGH	Barcode
7	1	78615000001	Stella Artois 6/11B	0.75	3.00	1.00	
8	1	81760601000	Captain Lawrence Pale A...	0.75	3.00	1.00	
9	1	81760601020	Captain Lawrence IPA 6/...	0.75	3.00	1.00	
10	1	7289000011	Heineken 6/12B	0.75	3.00	1.00	

Segment #1 : Shelf #4 DEPTH: 23 in WIDTH: 22 in DISTANCE FROM TOP OF BASE SHELF TO BOTTOM OF SHELF: 31.00 in

POS #	FAC	UPC	NAME	CASES	CAPACITY	UNITS HIGH	Barcode
11	1	7199009516	Blue Moon Belgian White...	1.00	2.00	1.00	
12	1	7199009511	Blue Moon Belgian White...	0.75	3.00	1.00	
13	1	7199009591	Blue Moon Light Sky 6/12C	1.25	5.00	1.00	




Segment #1 : Shelf #5 DEPTH: 23 in WIDTH: 22 in DISTANCE FROM TOP OF BASE SHELF TO BOTTOM OF SHELF: 9.00 in

POS #	FAC	UPC	NAME	CASES	CAPACITY	UNITS HIGH	Barcode
14	1	78615000014	Stella Artois 12/11B	2.00	4.00	2.00	
15	1	7289000016	Heineken 12/12B	2.00	4.00	2.00	
16	1	7289000020	Heineken 12/12C	2.00	4.00	2.00	





### SCHEMATIC BACKING REPORT

10503.PSA


Segment #2 : Shelf #1 DEPTH: 23 in WIDTH: 22 in DISTANCE FROM TOP OF BASE SHELF TO BOTTOM OF SHELF: 68.00 in

POS	# FAC	UPC	NAME	CASES	CAPACITY	UNITS HIGH	Barcode
17	1	3354400043	Corona Seltzer Variety P...	1.50	3.00	1.00	
18	1	85389700227	Bon & Viv SS Variety Pa...	1.50	3.00	1.00	
19	1	8200078142	Smirnoff Spk Seltzer Mix...	1.50	3.00	1.00	




Segment #2 : Shelf #2 DEPTH: 23 in WIDTH: 22 in DISTANCE FROM TOP OF BASE SHELF TO BOTTOM OF SHELF: 56.00 in

POS	# FAC	UPC	NAME	CASES	CAPACITY	UNITS HIGH	Barcode
20	1	86036800206	Sloop Juice Bomb IPA 4/...	0.67	4.00	1.00	
21	1	85909300243	SixPoint Bengali 6/12C	0.75	3.00	1.00	
22	1	81957801006	Two Roads Road 2 Ruin ...	0.75	3.00	1.00	
23	1	8066095625	Corona Light 6/12B	0.50	2.00	1.00	




Segment #2 : Shelf #3 DEPTH: 23 in WIDTH: 22 in DISTANCE FROM TOP OF BASE SHELF TO BOTTOM OF SHELF: 44.00 in

POS	# FAC	UPC	NAME	CASES	CAPACITY	UNITS HIGH	Barcode
24	1	8066095757	Modelo 12/12B	3.00	6.00	1.00	



Segment #2 : Shelf #4 DEPTH: 23 in WIDTH: 22 in DISTANCE FROM TOP OF BASE SHELF TO BOTTOM OF SHELF: 31.00 in

POS	# FAC	UPC	NAME	CASES	CAPACITY	UNITS HIGH	Barcode
25	1	8066095605	Corona Extra 6/12B	0.50	2.00	1.00	
26	1	3354495042	Corona Premier 12/12B	1.00	2.00	1.00	
27	1	8066095675	Corona Light 12/12B	1.00	2.00	1.00	

Segment #2 : Shelf #5 DEPTH: 23 in WIDTH: 22 in DISTANCE FROM TOP OF BASE SHELF TO BOTTOM OF SHELF: 9.00 in


POS	# FAC	UPC	NAME	CASES	CAPACITY	UNITS HIGH	Barcode
28	1	8066095615	Corona Extra 12/12B	2.00	4.00	2.00	
29	1	3354495053	Corona Familiar 12/12B	2.00	4.00	2.00	
30	1	8066095715	Modelo 12/12C	3.00	6.00	2.00	

Segment #3 : Shelf #1 DEPTH: 23 in WIDTH: 22 in DISTANCE FROM TOP OF BASE SHELF TO BOTTOM OF SHELF: 68.00 in




POS	# FAC	UPC	NAME	CASES	CAPACITY	UNITS HIGH	Barcode
31	1	8066095765	Modelo 6/12B	0.50	2.00	1.00	
32	1	7231163012	Dos Equis Lager 6/12B	0.50	2.00	1.00	

## SCHEMATIC BACKING REPORT





10503.PSA

33	1	1820020210	Bud Light Peels Variety 1...	1.50	3.00	1.00	
----	---	------------	------------------------------	------	------	------	---



Segment #3 : Shelf #2      DEPTH: 23 in    WIDTH: 22 in    DISTANCE FROM TOP OF BASE SHELF TO BOTTOM OF SHELF: 56.00 in

POS	# FAC	UPC	NAME	CASES	CAPACITY	UNITS HIGH	Barcode
34	1	8066095695	Corona Extra 12/12C	1.00	2.00	1.00	
35	1	1820005989	Michelob Ultra 6/12B	0.75	3.00	1.00	
36	1	1820005990	Michelob Ultra 12/12B	1.00	2.00	1.00	




Segment #3 : Shelf #3      DEPTH: 23 in    WIDTH: 22 in    DISTANCE FROM TOP OF BASE SHELF TO BOTTOM OF SHELF: 44.00 in

POS	# FAC	UPC	NAME	CASES	CAPACITY	UNITS HIGH	Barcode
37	1	1820053218	Bud Light 18/12C	1.00	1.00	1.00	
38	1	1820053047	Bud Light 12/12C	1.00	2.00	1.00	
39	1	1820011047	Budweiser 12/12C	1.00	2.00	1.00	
40	1	1820011218	Budweiser 18/12C	1.00	1.00	1.00	





Segment #3 : Shelf #4      DEPTH: 23 in    WIDTH: 22 in    DISTANCE FROM TOP OF BASE SHELF TO BOTTOM OF SHELF: 31.00 in

POS	# FAC	UPC	NAME	CASES	CAPACITY	UNITS HIGH	Barcode
41	1	1820000769	Bud Light 12/12B	1.50	3.00	1.00	
42	1	1820000771	Budweiser 12/12B	1.50	3.00	1.00	

Segment #3 : Shelf #5      DEPTH: 23 in    WIDTH: 22 in    DISTANCE FROM TOP OF BASE SHELF TO BOTTOM OF SHELF: 9.00 in




POS	# FAC	UPC	NAME	CASES	CAPACITY	UNITS HIGH	Barcode
43	1	1820096721	Michelob Ultra 18/12C SC	3.00	3.00	3.00	
44	1	1820011030	Budweiser 30/12D	2.00	2.00	2.00	
45	1	7199030030	Coors Light 30/12D	4.00	4.00	2.00	

Segment #4 : Shelf #1      DEPTH: 23 in    WIDTH: 22 in    DISTANCE FROM TOP OF BASE SHELF TO BOTTOM OF SHELF: 68.00 in








POS	# FAC	UPC	NAME	CASES	CAPACITY	UNITS HIGH	Barcode
46	1	63598526038	White Claw Blk Cherry H...	0.33	8.00	1.00	
47	1	1820026062	Bud Light Seltzer Strawb...	0.53	8.00	1.00	
48	1	8769200970	Truly Spiked Spkkg Pinea...	0.67	8.00	1.00	
49	1	8769200951	Truly Spiked Spkkg Wild ...	0.67	8.00	1.00	

## SCHEMATIC BACKING REPORT




10503.PSA

50	1	341000323	Redd's Wicked Apple 1/2...	0.67	8.00	1.00	
51	1	8769283231	Twisted Tea 1/24C	0.67	8.00	1.00	
52	1	7089701331	Fosters Lager 1/25C	0.50	6.00	1.00	




Segment #4 : Shelf #2 DEPTH: 23 in WIDTH: 22 in DISTANCE FROM TOP OF BASE SHELF TO BOTTOM OF SHELF: 56.00 in

POS	#	FAC	UPC	NAME	CASES	CAPACITY	UNITS HIGH	Barcode
53	1		8066095721	Modelo 1/24C	0.67	8.00	1.00	
54	1		1820025001	Bud Light 1/25C	0.53	8.00	1.00	
55	1		1820025000	Budweiser 1/25C	0.53	8.00	1.00	
56	1		7199030065	Coors Light 1/24C	0.58	7.00	1.00	
57	1		7199010071	Coors 1/24C	0.58	7.00	1.00	
58	1		341000355	Miller Lite 1/24C	0.67	8.00	1.00	
59	1		1820025008	Natural Ice 1/25C	0.53	8.00	1.00	




Segment #4 : Shelf #3 DEPTH: 23 in WIDTH: 22 in DISTANCE FROM TOP OF BASE SHELF TO BOTTOM OF SHELF: 44.00 in

POS	#	FAC	UPC	NAME	CASES	CAPACITY	UNITS HIGH	Barcode
60	1		3410057340	Miller Lite 18/12C	2.00	2.00	2.00	
61	1		7199000048	Coors Light 12/12C	1.50	3.00	1.00	
62	1		1820020077	Natural Light 15/12C	1.00	2.00	2.00	

Segment #4 : Shelf #4 DEPTH: 23 in WIDTH: 22 in DISTANCE FROM TOP OF BASE SHELF TO BOTTOM OF SHELF: 31.00 in

POS	#	FAC	UPC	NAME	CASES	CAPACITY	UNITS HIGH	Barcode
63	1		7199030017	Coors Light 18/12C	2.00	2.00	2.00	
64	1		7199030069	Coors Light 12/12B	1.00	2.00	1.00	
65	1		221000170	Pabst 12/12C	1.00	2.00	1.00	

Segment #4 : Shelf #5 DEPTH: 23 in WIDTH: 22 in DISTANCE FROM TOP OF BASE SHELF TO BOTTOM OF SHELF: 9.00 in

POS	#	FAC	UPC	NAME	CASES	CAPACITY	UNITS HIGH	Barcode
66	1		7199030078	Coors Light 18/12B	2.00	2.00	2.00	
67	1		3410001636	Miller High Life 12/12C	3.00	6.00	2.00	
68	1		3410001509	Miller High Life 12/12B	2.00	4.00	2.00	

SKUs on Planogram: 68