



10040_4_DOOR_COLD



Printed: 7/2/2020

Traffic Flow Left-right

POG: 10040.PSA




| |
|---------------------|
| POG Size: 7'8.00 |
| Segments 1 - 4 of 4 |
| Page: 1 |

SCHEMATIC BACKING REPORT





10040.PSA

Planogram: 10040_4_DOOR_COLD

Segment #1 : Shelf #1 DEPTH: 23 in WIDTH: 23 in DISTANCE FROM TOP OF BASE SHELF TO BOTTOM OF SHELF: 61.00 in

| POS # | FAC | UPC | NAME | CASES | CAPACITY | UNITS HIGH | Barcode |
|-------|-----|-------------|-----------------------------|-------|----------|------------|---|
| 1 | 1 | 63598554890 | White Claw Variety Pk Hr... | 1.50 | 3.00 | 1.00 |  |
| 2 | 1 | 63598580006 | White Claw Variety Pk2 ... | 1.50 | 3.00 | 1.00 |  |
| 3 | 1 | 85389700227 | Bon & Viv SS Variety Pa... | 1.50 | 3.00 | 1.00 |  |





Segment #1 : Shelf #2 DEPTH: 23 in WIDTH: 23 in DISTANCE FROM TOP OF BASE SHELF TO BOTTOM OF SHELF: 50.00 in

| POS # | FAC | UPC | NAME | CASES | CAPACITY | UNITS HIGH | Barcode |
|-------|-----|-------------|-------------------------------|-------|----------|------------|---|
| 4 | 1 | 1820020208 | Bud Light Seltzer Variety ... | 1.50 | 3.00 | 1.00 |  |
| 5 | 1 | 3061300019 | Brooklyn East India Pale ... | 0.75 | 3.00 | 1.00 |  |
| 6 | 1 | 60690500830 | Ithaca Flower Power IPA ... | 0.75 | 3.00 | 1.00 |  |
| 7 | 1 | 81760601020 | Captain Lawrence IPA 6/... | 0.75 | 3.00 | 1.00 |  |



Segment #1 : Shelf #3 DEPTH: 23 in WIDTH: 23 in DISTANCE FROM TOP OF BASE SHELF TO BOTTOM OF SHELF: 39.00 in

| POS # | FAC | UPC | NAME | CASES | CAPACITY | UNITS HIGH | Barcode |
|-------|-----|------------|----------------------------|-------|----------|------------|---|
| 8 | 1 | 8769282102 | Angry Orchard Crisp App... | 0.75 | 3.00 | 1.00 |  |
| 9 | 1 | 8769230050 | Samuel Adams Seasonal... | 0.75 | 3.00 | 1.00 |  |
| 10 | 1 | 7167007106 | Saranac Twelve Beers 1... | 1.00 | 2.00 | 1.00 |  |

Segment #1 : Shelf #4 DEPTH: 23 in WIDTH: 23 in DISTANCE FROM TOP OF BASE SHELF TO BOTTOM OF SHELF: 27.00 in

| POS # | FAC | UPC | NAME | CASES | CAPACITY | UNITS HIGH | Barcode |
|-------|-----|-------------|---------------------|-------|----------|------------|---|
| 11 | 1 | 78615000001 | Stella Artois 6/11B | 0.75 | 3.00 | 1.00 |  |
| 12 | 1 | 7289000011 | Heineken 6/12B | 0.75 | 3.00 | 1.00 |  |
| 13 | 1 | 7289000020 | Heineken 12/12C | 1.00 | 2.00 | 1.00 |  |
| 14 | 1 | 8066095625 | Corona Light 6/12B | 0.50 | 2.00 | 1.00 |  |




Segment #1 : Shelf #5 DEPTH: 23 in WIDTH: 23 in DISTANCE FROM TOP OF BASE SHELF TO BOTTOM OF SHELF: 6.00 in

| POS # | FAC | UPC | NAME | CASES | CAPACITY | UNITS HIGH | Barcode |
|-------|-----|-------------|----------------------|-------|----------|------------|---|
| 15 | 1 | 78615000014 | Stella Artois 12/11B | 2.00 | 4.00 | 2.00 |  |
| 16 | 2 | 7289000016 | Heineken 12/12B | 4.00 | 8.00 | 2.00 |  |




SCHEMATIC BACKING REPORT

10040.PSA




Segment #2 : Shelf #1 DEPTH: 23 in WIDTH: 23 in DISTANCE FROM TOP OF BASE SHELF TO BOTTOM OF SHELF: 61.00 in

| POS | # | FAC | UPC | NAME | CASES | CAPACITY | UNITS HIGH | Barcode |
|-----|---|-----|------------|------------------------------|-------|----------|------------|---|
| 17 | 1 | | 8769200686 | Truly Spiked Spkig Berry ... | 1.50 | 3.00 | 1.00 |  2 |
| 18 | 1 | | 8769200991 | Truly Spiked Spkig Lemo... | 1.50 | 3.00 | 1.00 |  7 |
| 19 | 1 | | 3354400043 | Corona Seltzer Variety P... | 1.50 | 3.00 | 1.00 |  4 |



Segment #2 : Shelf #2 DEPTH: 23 in WIDTH: 23 in DISTANCE FROM TOP OF BASE SHELF TO BOTTOM OF SHELF: 50.00 in

| POS | # | FAC | UPC | NAME | CASES | CAPACITY | UNITS HIGH | Barcode |
|-----|---|-----|------------|----------------------------|-------|----------|------------|---|
| 20 | 1 | | 7199009591 | Blue Moon Light Sky 6/12C | 0.75 | 3.00 | 1.00 |  8 |
| 21 | 1 | | 7199009511 | Blue Moon Belgian White... | 0.75 | 3.00 | 1.00 |  6 |
| 22 | 1 | | 7199009516 | Blue Moon Belgian White... | 1.00 | 2.00 | 1.00 |  1 |



Segment #2 : Shelf #3 DEPTH: 23 in WIDTH: 23 in DISTANCE FROM TOP OF BASE SHELF TO BOTTOM OF SHELF: 39.00 in

| POS | # | FAC | UPC | NAME | CASES | CAPACITY | UNITS HIGH | Barcode |
|-----|---|-----|------------|----------------------------|-------|----------|------------|---|
| 23 | 1 | | 3354495042 | Corona Premier 12/12B | 1.00 | 2.00 | 1.00 |  5 |
| 24 | 1 | | 3410051605 | Leinenkugel Seasonal Sh... | 0.75 | 3.00 | 1.00 |  5 |
| 25 | 1 | | 8066095675 | Corona Light 12/12B | 1.50 | 3.00 | 1.00 |  6 |




Segment #2 : Shelf #4 DEPTH: 23 in WIDTH: 23 in DISTANCE FROM TOP OF BASE SHELF TO BOTTOM OF SHELF: 27.00 in

| POS | # | FAC | UPC | NAME | CASES | CAPACITY | UNITS HIGH | Barcode |
|-----|---|-----|------------|---------------------|-------|----------|------------|---|
| 26 | 1 | | 8066095680 | Corona Extra 18/12B | 2.00 | 2.00 | 1.00 |  0 |
| 27 | 1 | | 8066095605 | Corona Extra 6/12B | 0.50 | 2.00 | 1.00 |  3 |

Segment #2 : Shelf #5 DEPTH: 23 in WIDTH: 23 in DISTANCE FROM TOP OF BASE SHELF TO BOTTOM OF SHELF: 6.00 in


| POS | # | FAC | UPC | NAME | CASES | CAPACITY | UNITS HIGH | Barcode |
|-----|---|-----|------------|---------------------|-------|----------|------------|---|
| 28 | 2 | | 8066095615 | Corona Extra 12/12B | 4.00 | 8.00 | 2.00 |  2 |
| 29 | 1 | | 8066095715 | Modelo 12/12C | 2.00 | 4.00 | 2.00 |  9 |

Segment #3 : Shelf #1 DEPTH: 23 in WIDTH: 23 in DISTANCE FROM TOP OF BASE SHELF TO BOTTOM OF SHELF: 61.00 in


| POS | # | FAC | UPC | NAME | CASES | CAPACITY | UNITS HIGH | Barcode |
|-----|---|-----|------------|------------------------|-------|----------|------------|---|
| 30 | 1 | | 8066095765 | Modelo 6/12B | 0.50 | 2.00 | 1.00 |  4 |
| 31 | 1 | | 7231163012 | Dos Equis Lager 6/12B | 1.00 | 4.00 | 1.00 |  2 |
| 32 | 1 | | 8382012360 | Guinness Draught 4/15C | 0.67 | 4.00 | 1.00 |  9 |

SCHEMATIC BACKING REPORT



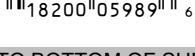
10040.PSA

| | | | | | | | |
|----|---|------------|-------------------|------|------|------|---|
| 33 | 1 | 7199030120 | Coors Light 3/24C | 0.40 | 2.00 | 1.00 |  |
|----|---|------------|-------------------|------|------|------|---|



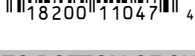
Segment #3 : Shelf #2 DEPTH: 23 in WIDTH: 23 in DISTANCE FROM TOP OF BASE SHELF TO BOTTOM OF SHELF: 50.00 in

| POS | # FAC | UPC | NAME | CASES | CAPACITY | UNITS HIGH | Barcode |
|-----|-------|------------|---------------|-------|----------|------------|---|
| 34 | 1 | 8066095757 | Modelo 12/12B | 1.50 | 3.00 | 1.00 |  |




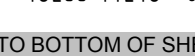
Segment #3 : Shelf #3 DEPTH: 23 in WIDTH: 23 in DISTANCE FROM TOP OF BASE SHELF TO BOTTOM OF SHELF: 38.00 in

| POS | # FAC | UPC | NAME | CASES | CAPACITY | UNITS HIGH | Barcode |
|-----|-------|------------|------------------------------|-------|----------|------------|---|
| 35 | 1 | 3354495053 | Corona Familiar 12/12B | 1.50 | 3.00 | 1.00 |  |
| 36 | 1 | 1820020210 | Bud Light Peels Variety 1... | 1.00 | 2.00 | 1.00 |  |
| 37 | 1 | 1820005989 | Michelob Ultra 6/12B | 0.75 | 3.00 | 1.00 |  |






Segment #3 : Shelf #4 DEPTH: 23 in WIDTH: 23 in DISTANCE FROM TOP OF BASE SHELF TO BOTTOM OF SHELF: 27.00 in

| POS | # FAC | UPC | NAME | CASES | CAPACITY | UNITS HIGH | Barcode |
|-----|-------|------------|------------------------------|-------|----------|------------|---|
| 38 | 1 | 8992427896 | Yuengling Traditional Lag... | 1.00 | 2.00 | 1.00 |  |
| 39 | 1 | 1820000771 | Budweiser 12/12B | 1.00 | 2.00 | 1.00 |  |
| 40 | 1 | 1820011047 | Budweiser 12/12C | 1.00 | 2.00 | 1.00 |  |

Segment #3 : Shelf #5 DEPTH: 23 in WIDTH: 23 in DISTANCE FROM TOP OF BASE SHELF TO BOTTOM OF SHELF: 6.00 in



| POS | # FAC | UPC | NAME | CASES | CAPACITY | UNITS HIGH | Barcode |
|-----|-------|------------|------------------|-------|----------|------------|---|
| 41 | 1 | 1820053218 | Bud Light 18/12C | 2.00 | 2.00 | 2.00 |  |
| 42 | 1 | 1820053047 | Bud Light 12/12C | 2.00 | 4.00 | 2.00 |  |
| 43 | 1 | 1820000769 | Bud Light 12/12B | 2.00 | 4.00 | 2.00 |  |
| 44 | 1 | 1820011218 | Budweiser 18/12C | 2.00 | 2.00 | 1.00 |  |

Segment #4 : Shelf #1 DEPTH: 23 in WIDTH: 23 in DISTANCE FROM TOP OF BASE SHELF TO BOTTOM OF SHELF: 62.00 in







| POS | # FAC | UPC | NAME | CASES | CAPACITY | UNITS HIGH | Barcode |
|-----|-------|------------|-----------------------------|-------|----------|------------|---|
| 45 | 1 | 8769283231 | Twisted Tea 1/24C | 0.67 | 8.00 | 1.00 |  |
| 46 | 1 | 1820025505 | Ritas Straw-Ber-Rita 1/2... | 0.53 | 8.00 | 1.00 |  |
| 47 | 1 | 1820026062 | Bud Light Seltzer Strawb... | 0.53 | 8.00 | 1.00 |  |
| 48 | 1 | 8769200951 | Truly Spiked Spkig Wild ... | 0.67 | 8.00 | 1.00 |  |
| 49 | 1 | 8769200970 | Truly Spiked Spkig Pinea... | 0.67 | 8.00 | 1.00 |  |

SCHEMATIC BACKING REPORT



10040.PSA

| | | | | | | | |
|----|---|--------------|----------------------------|------|------|------|---|
| 50 | 1 | 63598510047S | White Claw Mango HrdS... | 0.33 | 8.00 | 1.00 |  |
| 51 | 1 | 63598526038 | White Claw Blk Cherry H... | 0.33 | 8.00 | 1.00 |  |




Segment #4 : Shelf #2 DEPTH: 23 in WIDTH: 23 in DISTANCE FROM TOP OF BASE SHELF TO BOTTOM OF SHELF: 52.00 in

| POS | # FAC | UPC | NAME | CASES | CAPACITY | UNITS HIGH | Barcode |
|-----|-------|------------|---------------------|-------|----------|------------|---|
| 52 | 1 | 7089701331 | Fosters Lager 1/25C | 0.50 | 6.00 | 1.00 |  |
| 53 | 1 | 1820025001 | Bud Light 1/25C | 0.53 | 8.00 | 1.00 |  |
| 54 | 1 | 1820025000 | Budweiser 1/25C | 0.53 | 8.00 | 1.00 |  |
| 55 | 1 | 7199030065 | Coors Light 1/24C | 0.58 | 7.00 | 1.00 |  |
| 56 | 1 | 1820025013 | Natty Daddy 1/25C | 0.53 | 8.00 | 1.00 |  |
| 57 | 2 | 1820025008 | Natural Ice 1/25C | 1.07 | 16.00 | 1.00 |  |





Segment #4 : Shelf #3 DEPTH: 23 in WIDTH: 23 in DISTANCE FROM TOP OF BASE SHELF TO BOTTOM OF SHELF: 40.00 in

| POS | # FAC | UPC | NAME | CASES | CAPACITY | UNITS HIGH | Barcode |
|-----|-------|------------|--------------------------|-------|----------|------------|---|
| 58 | 2 | 1820096721 | Michelob Ultra 18/12C SC | 2.00 | 2.00 | 1.00 |  |
| 59 | 1 | 7199030017 | Coors Light 18/12C | 2.00 | 2.00 | 2.00 |  |

Segment #4 : Shelf #4 DEPTH: 23 in WIDTH: 23 in DISTANCE FROM TOP OF BASE SHELF TO BOTTOM OF SHELF: 27.00 in

| POS | # FAC | UPC | NAME | CASES | CAPACITY | UNITS HIGH | Barcode |
|-----|-------|------------|-------------------------|-------|----------|------------|---|
| 60 | 1 | 7199000048 | Coors Light 12/12C | 1.50 | 3.00 | 1.00 |  |
| 61 | 1 | 7199030069 | Coors Light 12/12B | 1.00 | 2.00 | 1.00 |  |
| 62 | 1 | 3410001509 | Miller High Life 12/12B | 1.00 | 2.00 | 1.00 |  |

Segment #4 : Shelf #5 DEPTH: 23 in WIDTH: 23 in DISTANCE FROM TOP OF BASE SHELF TO BOTTOM OF SHELF: 6.00 in

| POS | # FAC | UPC | NAME | CASES | CAPACITY | UNITS HIGH | Barcode |
|-----|-------|------------|----------------------|-------|----------|------------|---|
| 63 | 1 | 3410057340 | Miller Lite 18/12C | 2.00 | 2.00 | 1.00 |  |
| 64 | 1 | 3410057636 | Miller Lite 12/12C | 2.00 | 4.00 | 2.00 |  |
| 65 | 1 | 1820028443 | Natural Ice 15/12C | 1.00 | 2.00 | 2.00 |  |
| 66 | 1 | 1820020077 | Natural Light 15/12C | 2.00 | 4.00 | 4.00 |  |

SKUs on Planogram: 66