



616_4_DOOR_COLD





SCHEMATIC BACKING REPORT




616.PSA

Planogram: 616_4_DOOR_COLD




Segment #1 : Shelf #1 DEPTH: 20 in WIDTH: 22 in DISTANCE FROM TOP OF BASE SHELF TO BOTTOM OF SHELF: 69.00 in

POS #	FAC	UPC	NAME	CASES	CAPACITY	UNITS HIGH	Barcode
1	2	63598554890	White Claw Variety Pk Hr...	3.00	6.00	1.00	
2	1	63598580006	White Claw Variety Pk2 ...	1.00	2.00	1.00	




Segment #1 : Shelf #2 DEPTH: 20 in WIDTH: 22 in DISTANCE FROM TOP OF BASE SHELF TO BOTTOM OF SHELF: 58.00 in

POS #	FAC	UPC	NAME	CASES	CAPACITY	UNITS HIGH	Barcode
3	1	7199009591	Blue Moon Light Sky 6/12C	0.50	2.00	1.00	
4	1	7199009511	Blue Moon Belgian White...	0.50	2.00	1.00	
5	1	7199009516	Blue Moon Belgian White...	1.00	2.00	1.00	




Segment #1 : Shelf #3 DEPTH: 20 in WIDTH: 22 in DISTANCE FROM TOP OF BASE SHELF TO BOTTOM OF SHELF: 47.00 in

POS #	FAC	UPC	NAME	CASES	CAPACITY	UNITS HIGH	Barcode
6	1	85909300246	SixPoint Resin 6/12C	0.50	2.00	1.00	
7	1	81957801006	Two Roads Road 2 Ruin ...	0.50	2.00	1.00	
8	1	8769210014	Samuel Adams Boston L...	1.00	2.00	1.00	

Segment #1 : Shelf #4 DEPTH: 20 in WIDTH: 22 in DISTANCE FROM TOP OF BASE SHELF TO BOTTOM OF SHELF: 35.00 in

POS #	FAC	UPC	NAME	CASES	CAPACITY	UNITS HIGH	Barcode
9	1	64286090024	Founders All Day IPA 15/...	1.00	2.00	2.00	
10	1	87692300050	Samuel Adams Seasonal...	0.50	2.00	1.00	
11	1	8769201103	Samuel Adams Seasonal...	1.00	2.00	1.00	

Segment #1 : Shelf #5 DEPTH: 20 in WIDTH: 22 in DISTANCE FROM TOP OF BASE SHELF TO BOTTOM OF SHELF: 23.00 in




POS #	FAC	UPC	NAME	CASES	CAPACITY	UNITS HIGH	Barcode
12	1	72383010009	Lagunitas IPA 12/12B	1.00	2.00	1.00	
13	1	7289000188	Heineken Premium Light ...	1.50	3.00	1.00	
14	1	78615000001	Stella Artois 6/11B	1.00	4.00	1.00	

Segment #1 : Shelf #6 DEPTH: 24 in WIDTH: 22 in DISTANCE FROM TOP OF BASE SHELF TO BOTTOM OF SHELF: 0.00 in




POS #	FAC	UPC	NAME	CASES	CAPACITY	UNITS HIGH	Barcode
-------	-----	-----	------	-------	----------	------------	---------

SCHEMATIC BACKING REPORT




616.PSA

15	1	78615000014	Stella Artois 12/11B	2.00	4.00	2.00	
16	1	7289000020	Heineken 12/12C	2.00	4.00	2.00	
17	1	7289000016	Heineken 12/12B	2.00	4.00	2.00	




Segment #2 : Shelf #1 DEPTH: 20 in WIDTH: 22 in DISTANCE FROM TOP OF BASE SHELF TO BOTTOM OF SHELF: 69.00 in

POS	# FAC	UPC	NAME	CASES	CAPACITY	UNITS HIGH	Barcode
18	1	8769200686	Truly Spiked Spklig Berry ...	1.00	2.00	1.00	
19	1	8769200991	Truly Spiked Spklig Lemo...	1.50	3.00	1.00	
20	1	1820020208	Bud Light Seltzer Variety ...	1.00	2.00	1.00	




Segment #2 : Shelf #2 DEPTH: 20 in WIDTH: 22 in DISTANCE FROM TOP OF BASE SHELF TO BOTTOM OF SHELF: 58.00 in

POS	# FAC	UPC	NAME	CASES	CAPACITY	UNITS HIGH	Barcode
21	1	3410051607	Leinenkugel Seasonal Sh...	1.00	2.00	1.00	
22	1	75452700885	New Belgium Voodoo Ra...	1.00	4.00	2.00	
23	1	81760601020	Captain Lawrence IPA 6/...	0.50	2.00	1.00	



Segment #2 : Shelf #3 DEPTH: 20 in WIDTH: 22 in DISTANCE FROM TOP OF BASE SHELF TO BOTTOM OF SHELF: 47.00 in

POS	# FAC	UPC	NAME	CASES	CAPACITY	UNITS HIGH	Barcode
24	1	3354495042	Corona Premier 12/12B	1.00	2.00	1.00	
25	1	8066095765	Modelo 6/12B	0.50	2.00	1.00	
26	1	7289000621	Heineken 0.0 6/12B	0.50	2.00	1.00	

Segment #2 : Shelf #4 DEPTH: 20 in WIDTH: 22 in DISTANCE FROM TOP OF BASE SHELF TO BOTTOM OF SHELF: 35.00 in


POS	# FAC	UPC	NAME	CASES	CAPACITY	UNITS HIGH	Barcode
27	1	8382012368	Guinness Draught 8/15C	0.67	2.00	1.00	
28	1	8248812300	Becks 12/12B	1.00	2.00	1.00	
29	1	3354495053	Corona Familiar 12/12B	1.00	2.00	1.00	

Segment #2 : Shelf #5 DEPTH: 20 in WIDTH: 22 in DISTANCE FROM TOP OF BASE SHELF TO BOTTOM OF SHELF: 23.00 in




POS	# FAC	UPC	NAME	CASES	CAPACITY	UNITS HIGH	Barcode
30	1	7289000011	Heineken 6/12B	0.75	3.00	1.00	
31	1	8066095715	Modelo 12/12C	2.00	4.00	2.00	

SCHEMATIC BACKING REPORT




616.PSA

32	1	8066095675	Corona Light 12/12B	1.00	2.00	1.00	
----	---	------------	---------------------	------	------	------	---




Segment #2 : Shelf #6 DEPTH: 24 in WIDTH: 22 in DISTANCE FROM TOP OF BASE SHELF TO BOTTOM OF SHELF: 0.00 in

POS	# FAC	UPC	NAME	CASES	CAPACITY	UNITS HIGH	Barcode
33	1	8066095615	Corona Extra 12/12B	2.00	4.00	2.00	
34	1	8066095680	Corona Extra 18/12B	2.00	2.00	2.00	
35	1	8066095715	Modelo 12/12C	2.00	4.00	2.00	



Segment #3 : Shelf #1 DEPTH: 20 in WIDTH: 22 in DISTANCE FROM TOP OF BASE SHELF TO BOTTOM OF SHELF: 69.00 in

POS	# FAC	UPC	NAME	CASES	CAPACITY	UNITS HIGH	Barcode
36	1	85389700227	Bon & Viv SS Variety Pa...	1.00	2.00	1.00	
37	1	3354400043	Corona Seltzer Variety P...	1.50	3.00	1.00	
38	1	8200078142	Smirnoff Spk Seltzer Mix...	1.00	2.00	1.00	





Segment #3 : Shelf #2 DEPTH: 20 in WIDTH: 22 in DISTANCE FROM TOP OF BASE SHELF TO BOTTOM OF SHELF: 58.00 in

POS	# FAC	UPC	NAME	CASES	CAPACITY	UNITS HIGH	Barcode
39	1	1820005990	Michelob Ultra 12/12B	1.00	2.00	1.00	
40	1	1820020210	Bud Light Peels Variety 1...	1.00	2.00	1.00	
41	1	1820053218	Bud Light 18/12C	2.00	2.00	2.00	

Segment #3 : Shelf #3 DEPTH: 20 in WIDTH: 22 in DISTANCE FROM TOP OF BASE SHELF TO BOTTOM OF SHELF: 47.00 in

POS	# FAC	UPC	NAME	CASES	CAPACITY	UNITS HIGH	Barcode
42	2	1820096721	Michelob Ultra 18/12C SC	2.00	2.00	1.00	
43	1	1820000769	Bud Light 12/12B	1.00	2.00	1.00	

Segment #3 : Shelf #4 DEPTH: 20 in WIDTH: 22 in DISTANCE FROM TOP OF BASE SHELF TO BOTTOM OF SHELF: 35.00 in




POS	# FAC	UPC	NAME	CASES	CAPACITY	UNITS HIGH	Barcode
44	1	8066095621	Corona Light 12/12C	1.00	2.00	1.00	
45	1	1820005989	Michelob Ultra 6/12B	0.50	2.00	1.00	
46	1	1820053047	Bud Light 12/12C	1.00	2.00	1.00	
47	1	1820011047	Budweiser 12/12C	1.00	2.00	1.00	

Segment #3 : Shelf #5 DEPTH: 20 in WIDTH: 22 in DISTANCE FROM TOP OF BASE SHELF TO BOTTOM OF SHELF: 23.00 in


POS	# FAC	UPC	NAME	CASES	CAPACITY	UNITS HIGH	Barcode
-----	-------	-----	------	-------	----------	------------	---------

SCHEMATIC BACKING REPORT








616.PSA

48	1	8066095605	Corona Extra 6/12B	1.00	4.00	1.00	
49	1	1820011218	Budweiser 18/12C	2.00	2.00	2.00	
50	1	3410057636	Miller Lite 12/12C	1.00	2.00	1.00	








Segment #3 : Shelf #6 DEPTH: 24 in WIDTH: 22 in DISTANCE FROM TOP OF BASE SHELF TO BOTTOM OF SHELF: 0.00 in

POS # FAC	UPC	NAME	CASES	CAPACITY	UNITS HIGH	Barcode	
51	1	8066095757	Modelo 12/12B	5.00	10.00	2.00	


Segment #4 : Shelf #1 DEPTH: 20 in WIDTH: 22 in DISTANCE FROM TOP OF BASE SHELF TO BOTTOM OF SHELF: 70.00 in

POS # FAC	UPC	NAME	CASES	CAPACITY	UNITS HIGH	Barcode	
52	1	63598526038	White Claw Blk Cherry H...	0.29	7.00	1.00	
53	1	8769200970	Truly Spiked Spkig Pinea...	0.50	6.00	1.00	
54	1	1820026062	Bud Light Seltzer Strawb...	0.40	6.00	1.00	
55	1	3410000323	Redd's Wicked Apple 1/2...	0.58	7.00	1.00	
56	1	7289000119	Heineken 1/24C	0.50	6.00	1.00	
57	1	8066095721	Modelo 1/24C	0.50	6.00	1.00	
58	1	7089701331	Fosters Lager 1/25C	0.50	6.00	1.00	

Segment #4 : Shelf #2 DEPTH: 20 in WIDTH: 22 in DISTANCE FROM TOP OF BASE SHELF TO BOTTOM OF SHELF: 58.00 in



POS # FAC	UPC	NAME	CASES	CAPACITY	UNITS HIGH	Barcode	
59	1	1820025001	Bud Light 1/25C	0.40	6.00	1.00	
60	1	1820025000	Budweiser 1/25C	0.40	6.00	1.00	
61	1	3410000355	Miller Lite 1/24C	0.58	7.00	1.00	
62	1	7199030065	Coors Light 1/24C	0.50	6.00	1.00	
63	1	7199010071	Coors 1/24C	0.50	6.00	1.00	
64	1	3410000820	Milwaukee's Best Ice 1/2...	0.58	7.00	1.00	
65	1	1820025008	Natural Ice 1/25C	0.40	6.00	1.00	

Segment #4 : Shelf #3 DEPTH: 20 in WIDTH: 22 in DISTANCE FROM TOP OF BASE SHELF TO BOTTOM OF SHELF: 47.00 in




POS # FAC	UPC	NAME	CASES	CAPACITY	UNITS HIGH	Barcode	
66	1	1820000771	Budweiser 12/12B	1.00	2.00	1.00	

SCHEMATIC BACKING REPORT




616.PSA

67	2	7199030120	Coors Light 3/24C	0.80	4.00	1.00	
68	1	1820020077	Natural Light 15/12C	1.00	2.00	2.00	




Segment #4 : Shelf #4 DEPTH: 20 in WIDTH: 22 in DISTANCE FROM TOP OF BASE SHELF TO BOTTOM OF SHELF: 35.00 in

POS	# FAC	UPC	NAME	CASES	CAPACITY	UNITS HIGH	Barcode
69	1	7199030069	Coors Light 12/12B	1.00	2.00	1.00	
70	1	7199000048	Coors Light 12/12C	1.00	2.00	1.00	
71	1	3410001509	Miller High Life 12/12B	1.00	2.00	1.00	

Segment #4 : Shelf #5 DEPTH: 20 in WIDTH: 22 in DISTANCE FROM TOP OF BASE SHELF TO BOTTOM OF SHELF: 23.00 in

POS	# FAC	UPC	NAME	CASES	CAPACITY	UNITS HIGH	Barcode
72	1	3410057340	Miller Lite 18/12C	2.00	2.00	2.00	
73	1	1820028443	Natural Ice 15/12C	1.00	2.00	2.00	
74	1	2210000170	Pabst 12/12C	1.00	2.00	1.00	

Segment #4 : Shelf #6 DEPTH: 24 in WIDTH: 22 in DISTANCE FROM TOP OF BASE SHELF TO BOTTOM OF SHELF: 0.00 in

POS	# FAC	UPC	NAME	CASES	CAPACITY	UNITS HIGH	Barcode
75	1	7199030017	Coors Light 18/12C	2.00	2.00	2.00	
76	1	7199030078	Coors Light 18/12B	2.00	2.00	2.00	
77	1	7199030030	Coors Light 30/12D	4.00	4.00	2.00	

SKUs on Planogram: 76