



2164_6_DOOR_COLD



Printed: 7/2/2020

Traffic Flow Left-right

POG: 2164.PSA

POG Size: 11'0.00

Segments 1 - 6 of 6




Page: 1

SCHEMATIC BACKING REPORT




2164.PSA

Planogram: 2164_6_DOOR_COLD




Segment #1 : Shelf #1 DEPTH: 24 in WIDTH: 22 in DISTANCE FROM TOP OF BASE SHELF TO BOTTOM OF SHELF: 64.00 in

POS #	FAC	UPC	NAME	CASES	CAPACITY	UNITS HIGH	Barcode
1	1	8769282102	Angry Orchard Crisp App...	0.75	3.00	1.00	
2	1	85909300246	SixPoint Resin 6/12C	1.25	5.00	1.00	
3	1	81760601020	Captain Lawrence IPA 6/...	1.00	4.00	1.00	




Segment #1 : Shelf #2 DEPTH: 24 in WIDTH: 22 in DISTANCE FROM TOP OF BASE SHELF TO BOTTOM OF SHELF: 53.00 in

POS #	FAC	UPC	NAME	CASES	CAPACITY	UNITS HIGH	Barcode
4	1	8769200660	Angry Orchard Rose 6/12B	0.75	3.00	1.00	
5	1	8769201103	Samuel Adams Seasonal...	1.00	2.00	1.00	
6	1	7199009516	Blue Moon Belgian White...	1.00	2.00	1.00	




Segment #1 : Shelf #3 DEPTH: 24 in WIDTH: 22 in DISTANCE FROM TOP OF BASE SHELF TO BOTTOM OF SHELF: 40.75 in

POS #	FAC	UPC	NAME	CASES	CAPACITY	UNITS HIGH	Barcode
7	1	63598554890	White Claw Variety Pk Hr...	1.50	3.00	1.00	
8	1	63598580006	White Claw Variety Pk2 ...	1.50	3.00	1.00	
9	1	3354400043	Corona Seltzer Variety P...	1.50	3.00	1.00	

Segment #1 : Shelf #4 DEPTH: 24 in WIDTH: 22 in DISTANCE FROM TOP OF BASE SHELF TO BOTTOM OF SHELF: 20.75 in

POS #	FAC	UPC	NAME	CASES	CAPACITY	UNITS HIGH	Barcode
10	1	1820020208	Bud Light Seltzer Variety ...	3.00	6.00	2.00	
11	1	8200078142	Smirnoff Spk Seltzer Mix...	3.00	6.00	2.00	
12	1	8769210014	Samuel Adams Boston L...	2.00	4.00	2.00	




Segment #1 : Shelf #5 DEPTH: 24 in WIDTH: 22 in DISTANCE FROM TOP OF BASE SHELF TO BOTTOM OF SHELF: 0.25 in

POS #	FAC	UPC	NAME	CASES	CAPACITY	UNITS HIGH	Barcode
13	1	72383010009	Lagunitas IPA 12/12B	2.00	4.00	2.00	
14	1	3410051607	Leinenkugel Seasonal Sh...	2.00	4.00	2.00	
15	1	64286090024	Founders All Day IPA 15/...	1.00	2.00	2.00	




Segment #2 : Shelf #1 DEPTH: 24 in WIDTH: 22 in DISTANCE FROM TOP OF BASE SHELF TO BOTTOM OF SHELF: 63.75 in

SCHEMATIC BACKING REPORT





2164.PSA

POS	#	FAC	UPC	NAME	CASES	CAPACITY	UNITS HIGH	Barcode
16	1		8769200686	Truly Spiked Spkgl Berry ...	1.50	3.00	1.00	
17	1		8769200991	Truly Spiked Spkgl Lemo...	1.50	3.00	1.00	
18	1		85389700227	Bon & Viv SS Variety Pa...	1.50	3.00	1.00	



Segment #2 : Shelf #2 DEPTH: 24 in WIDTH: 22 in DISTANCE FROM TOP OF BASE SHELF TO BOTTOM OF SHELF: 52.75 in

POS	#	FAC	UPC	NAME	CASES	CAPACITY	UNITS HIGH	Barcode
19	1		7199009591	Blue Moon Light Sky 6/12C	0.75	3.00	1.00	
20	1		78615000014	Stella Artois 12/11B	1.00	2.00	1.00	
21	1		8248812300	Becks 12/12B	1.00	2.00	1.00	



Segment #2 : Shelf #3 DEPTH: 24 in WIDTH: 22 in DISTANCE FROM TOP OF BASE SHELF TO BOTTOM OF SHELF: 41.50 in

POS	#	FAC	UPC	NAME	CASES	CAPACITY	UNITS HIGH	Barcode
22	1		75452700885	New Belgium Voodoo Ra...	1.50	6.00	2.00	
23	1		78615000001	Stella Artois 6/11B	0.75	3.00	1.00	
24	1		7289000621	Heineken 0.0 6/12B	0.75	3.00	1.00	
25	1		7289000011	Heineken 6/12B	0.75	3.00	1.00	



Segment #2 : Shelf #4 DEPTH: 24 in WIDTH: 22 in DISTANCE FROM TOP OF BASE SHELF TO BOTTOM OF SHELF: 22.25 in

POS	#	FAC	UPC	NAME	CASES	CAPACITY	UNITS HIGH	Barcode
26	1		7289000159	Heineken Premium Light ...	2.00	4.00	2.00	
27	2		7289000016	Heineken 12/12B	4.00	8.00	2.00	

Segment #2 : Shelf #5 DEPTH: 24 in WIDTH: 22 in DISTANCE FROM TOP OF BASE SHELF TO BOTTOM OF SHELF: 0.00 in

POS	#	FAC	UPC	NAME	CASES	CAPACITY	UNITS HIGH	Barcode
28	1		7289000020	Heineken 12/12C	2.00	4.00	2.00	
29	2		7289000016	Heineken 12/12B	4.00	8.00	2.00	



Segment #3 : Shelf #1 DEPTH: 24 in WIDTH: 22 in DISTANCE FROM TOP OF BASE SHELF TO BOTTOM OF SHELF: 63.75 in

POS	#	FAC	UPC	NAME	CASES	CAPACITY	UNITS HIGH	Barcode
30	1		8382012368	Guinness Draught 8/15C	2.00	6.00	2.00	
31	1		8382012393	Guinness Extra Stout 6/1...	1.25	5.00	1.00	




Segment #3 : Shelf #2 DEPTH: 24 in WIDTH: 22 in DISTANCE FROM TOP OF BASE SHELF TO BOTTOM OF SHELF: 52.75 in

SCHEMATIC BACKING REPORT


2164.PSA

POS #	FAC	UPC	NAME	CASES	CAPACITY	UNITS HIGH	Barcode
32	1	3354495053	Corona Familiar 12/12B	1.50	3.00	1.00	
33	1	8066095675	Corona Light 12/12B	1.00	2.00	1.00	


Segment #3 : Shelf #3 DEPTH: 24 in WIDTH: 22 in DISTANCE FROM TOP OF BASE SHELF TO BOTTOM OF SHELF: 41.25 in

POS #	FAC	UPC	NAME	CASES	CAPACITY	UNITS HIGH	Barcode
34	1	8066095605	Corona Extra 6/12B	0.75	3.00	1.00	
35	1	3354495041	Corona Premier 6/12B	0.75	3.00	1.00	
36	1	3354495042	Corona Premier 12/12B	1.00	2.00	1.00	



Segment #3 : Shelf #4 DEPTH: 24 in WIDTH: 22 in DISTANCE FROM TOP OF BASE SHELF TO BOTTOM OF SHELF: 22.00 in

POS #	FAC	UPC	NAME	CASES	CAPACITY	UNITS HIGH	Barcode
37	2	8066095680	Corona Extra 18/12B	2.00	2.00	1.00	



Segment #3 : Shelf #5 DEPTH: 24 in WIDTH: 22 in DISTANCE FROM TOP OF BASE SHELF TO BOTTOM OF SHELF: 0.00 in

POS #	FAC	UPC	NAME	CASES	CAPACITY	UNITS HIGH	Barcode
38	2	8066095615	Corona Extra 12/12B	6.00	12.00	2.00	



Segment #4 : Shelf #1 DEPTH: 24 in WIDTH: 22 in DISTANCE FROM TOP OF BASE SHELF TO BOTTOM OF SHELF: 63.75 in

POS #	FAC	UPC	NAME	CASES	CAPACITY	UNITS HIGH	Barcode
39	1	7231163012	Dos Equis Lager 6/12B	0.75	3.00	1.00	
40	2	8066095715	Modelo 12/12C	4.00	8.00	2.00	

Segment #4 : Shelf #2 DEPTH: 24 in WIDTH: 22 in DISTANCE FROM TOP OF BASE SHELF TO BOTTOM OF SHELF: 52.75 in

POS #	FAC	UPC	NAME	CASES	CAPACITY	UNITS HIGH	Barcode
41	1	8066095765	Modelo 6/12B	1.00	4.00	1.00	
42	1	1820005990	Michelob Ultra 12/12B	1.50	3.00	1.00	




Segment #4 : Shelf #3 DEPTH: 24 in WIDTH: 22 in DISTANCE FROM TOP OF BASE SHELF TO BOTTOM OF SHELF: 40.50 in

POS #	FAC	UPC	NAME	CASES	CAPACITY	UNITS HIGH	Barcode
43	1	8066095785	Negra Modelo 6/12B	0.50	2.00	1.00	
44	2	1820096721	Michelob Ultra 18/12C SC	2.00	2.00	1.00	


Segment #4 : Shelf #4 DEPTH: 24 in WIDTH: 22 in DISTANCE FROM TOP OF BASE SHELF TO BOTTOM OF SHELF: 20.00 in

SCHEMATIC BACKING REPORT




2164.PSA

POS	# FAC	UPC	NAME	CASES	CAPACITY	UNITS HIGH	Barcode
45	1	1820000769	Bud Light 12/12B	2.00	4.00	2.00	
46	1	1820053218	Bud Light 18/12C	2.00	2.00	2.00	
47	1	1820000771	Budweiser 12/12B	2.00	4.00	2.00	



Segment #4 : Shelf #5 DEPTH: 24 in WIDTH: 22 in DISTANCE FROM TOP OF BASE SHELF TO BOTTOM OF SHELF: 0.00 in

POS	# FAC	UPC	NAME	CASES	CAPACITY	UNITS HIGH	Barcode
48	1	8066095757	Modelo 12/12B	3.00	6.00	2.00	

Segment #5 : Shelf #1 DEPTH: 24 in WIDTH: 22 in DISTANCE FROM TOP OF BASE SHELF TO BOTTOM OF SHELF: 63.75 in

POS	# FAC	UPC	NAME	CASES	CAPACITY	UNITS HIGH	Barcode
49	1	1820005989	Michelob Ultra 6/12B	1.00	4.00	1.00	
50	1	7199000008	Coors Light 6/12C	1.50	6.00	2.00	
51	1	7199000048	Coors Light 12/12C	2.00	4.00	2.00	




Segment #5 : Shelf #2 DEPTH: 24 in WIDTH: 22 in DISTANCE FROM TOP OF BASE SHELF TO BOTTOM OF SHELF: 51.50 in

POS	# FAC	UPC	NAME	CASES	CAPACITY	UNITS HIGH	Barcode
52	1	1820020210	Bud Light Peels Variety 1...	1.50	3.00	1.00	
53	1	1820053047	Bud Light 12/12C	3.00	6.00	2.00	

Segment #5 : Shelf #3 DEPTH: 24 in WIDTH: 22 in DISTANCE FROM TOP OF BASE SHELF TO BOTTOM OF SHELF: 39.75 in

POS	# FAC	UPC	NAME	CASES	CAPACITY	UNITS HIGH	Barcode
54	1	1820020083	Michelob Ultra Pure Gold...	1.50	3.00	1.00	
55	1	8992427896	Yuengling Traditional Lag...	1.50	3.00	1.00	

Segment #5 : Shelf #4 DEPTH: 24 in WIDTH: 22 in DISTANCE FROM TOP OF BASE SHELF TO BOTTOM OF SHELF: 22.50 in




POS	# FAC	UPC	NAME	CASES	CAPACITY	UNITS HIGH	Barcode
56	1	1820011047	Budweiser 12/12C	3.00	6.00	3.00	
57	1	3410057340	Miller Lite 18/12C	3.00	3.00	3.00	
58	1	7199030017	Coors Light 18/12C	3.00	3.00	1.00	

Segment #5 : Shelf #5 DEPTH: 24 in WIDTH: 22 in DISTANCE FROM TOP OF BASE SHELF TO BOTTOM OF SHELF: 0.00 in





POS	# FAC	UPC	NAME	CASES	CAPACITY	UNITS HIGH	Barcode
-----	-------	-----	------	-------	----------	------------	---------

SCHEMATIC BACKING REPORT





2164.PSA

59	1	1820011218	Budweiser 18/12C	3.00	3.00	1.00	
60	1	7199030069	Coors Light 12/12B	2.00	4.00	2.00	
61	1	7199030078	Coors Light 18/12B	2.00	2.00	1.00	





Segment #6 : Shelf #1 DEPTH: 24 in WIDTH: 22 in DISTANCE FROM TOP OF BASE SHELF TO BOTTOM OF SHELF: 62.00 in

POS	# FAC	UPC	NAME	CASES	CAPACITY	UNITS HIGH	Barcode
62	1	8769200951	Truly Spiked Spkig Wild ...	0.67	8.00	1.00	
63	2	8769200970	Truly Spiked Spkig Pinea...	1.33	16.00	1.00	
64	2	63598526044	White Claw Rby Grpfrt H...	0.75	18.00	1.00	
65	2	63598526038	White Claw Blk Cherry H...	0.75	18.00	1.00	




Segment #6 : Shelf #2 DEPTH: 24 in WIDTH: 22 in DISTANCE FROM TOP OF BASE SHELF TO BOTTOM OF SHELF: 52.75 in

POS	# FAC	UPC	NAME	CASES	CAPACITY	UNITS HIGH	Barcode
66	2	1820025505	Ritas Straw-Ber-Rita 1/2...	1.07	16.00	1.00	
67	2	1820025014	Ritas Lime-A-Rita 1/25C	1.07	16.00	1.00	
68	2	1820026062	Bud Light Seltzer Strawb...	1.07	16.00	1.00	
69	1	1820026061	Bud Light Seltzer Black ...	0.53	8.00	1.00	

Segment #6 : Shelf #3 DEPTH: 24 in WIDTH: 22 in DISTANCE FROM TOP OF BASE SHELF TO BOTTOM OF SHELF: 42.75 in

POS	# FAC	UPC	NAME	CASES	CAPACITY	UNITS HIGH	Barcode
70	1	7089701331	Fosters Lager 1/25C	0.58	7.00	1.00	
71	2	7289000119	Heineken 1/24C	1.33	16.00	1.00	
72	2	8769283231	Twisted Tea 1/24C	1.33	16.00	1.00	
73	2	3410000323	Redd's Wicked Apple 1/2...	1.33	16.00	1.00	

Segment #6 : Shelf #4 DEPTH: 24 in WIDTH: 22 in DISTANCE FROM TOP OF BASE SHELF TO BOTTOM OF SHELF: 33.25 in





POS	# FAC	UPC	NAME	CASES	CAPACITY	UNITS HIGH	Barcode
74	2	1820025001	Bud Light 1/25C	1.07	16.00	1.00	
75	2	1820025000	Budweiser 1/25C	1.07	16.00	1.00	
76	3	7199030065	Coors Light 1/24C	2.00	24.00	1.00	

Segment #6 : Shelf #5 DEPTH: 24 in WIDTH: 22 in DISTANCE FROM TOP OF BASE SHELF TO BOTTOM OF SHELF: 23.75 in



POS	# FAC	UPC	NAME	CASES	CAPACITY	UNITS HIGH	Barcode
-----	-------	-----	------	-------	----------	------------	---------

SCHEMATIC BACKING REPORT




2164.PSA

77	1	3410000005	Miller High Life 1/24C	0.67	8.00	1.00	
78	2	3410000820	Milwaukee's Best Ice 1/2...	1.33	16.00	1.00	
79	2	1820025013	Natty Daddy 1/25C	1.07	16.00	1.00	
80	2	1820025008	Natural Ice 1/25C	1.07	16.00	1.00	

Segment #6 : Shelf #6 DEPTH: 24 in WIDTH: 22 in DISTANCE FROM TOP OF BASE SHELF TO BOTTOM OF SHELF: 12.25 in

POS	# FAC	UPC	NAME	CASES	CAPACITY	UNITS HIGH	Barcode
81	3	3410001636	Miller High Life 12/12C	3.00	6.00	1.00	
82	1	2210000170	Pabst 12/12C	1.00	2.00	1.00	

Segment #6 : Shelf #7 DEPTH: 24 in WIDTH: 22 in DISTANCE FROM TOP OF BASE SHELF TO BOTTOM OF SHELF: 0.00 in

POS	# FAC	UPC	NAME	CASES	CAPACITY	UNITS HIGH	Barcode
83	1	3410001509	Miller High Life 12/12B	1.00	2.00	1.00	
84	1	1820020077	Natural Light 15/12C	1.00	2.00	1.00	
85	1	1820028443	Natural Ice 15/12C	2.00	4.00	2.00	

SKUs on Planogram: 84