



1770_9_DOOR_COLD



Printed: 7/2/2020

Traffic Flow Left-right

POG: 1770.PSA

POG Size: 17'3.00

Segments 1 - 9 of 9





Page: 1

SCHEMATIC BACKING REPORT




1770.PSA

Planogram: 1770_9_DOOR_COLD



Segment #1 : Shelf #1 DEPTH: 23 in WIDTH: 23 in DISTANCE FROM TOP OF BASE SHELF TO BOTTOM OF SHELF: 45.00 in

POS #	FAC	UPC	NAME	CASES	CAPACITY	UNITS HIGH	Barcode
1	1	63598520025	White Claw Blk Cherry H...	0.75	3.00	1.00	
2	1	63598526087	White Claw Mango HrdS...	0.75	3.00	1.00	
3	1	8200078142	Smirnoff Spk Seltzer Mix...	1.50	3.00	1.00	
4	1	85389700227	Bon & Viv SS Variety Pa...	1.50	3.00	1.00	



Segment #1 : Shelf #2 DEPTH: 23 in WIDTH: 23 in DISTANCE FROM TOP OF BASE SHELF TO BOTTOM OF SHELF: 33.00 in

POS #	FAC	UPC	NAME	CASES	CAPACITY	UNITS HIGH	Barcode
5	1	3354400043	Corona Seltzer Variety P...	1.50	3.00	1.00	
6	1	1820020208	Bud Light Seltzer Variety ...	1.50	3.00	1.00	
7	1	8769200804	Truly Spiked Spkg Tropi...	1.50	3.00	1.00	





Segment #1 : Shelf #3 DEPTH: 23 in WIDTH: 23 in DISTANCE FROM TOP OF BASE SHELF TO BOTTOM OF SHELF: 21.00 in

POS #	FAC	UPC	NAME	CASES	CAPACITY	UNITS HIGH	Barcode
8	2	63598580006	White Claw Variety Pk2 ...	3.00	6.00	1.00	
9	1	8769200686	Truly Spiked Spkg Berry ...	1.50	3.00	1.00	

Segment #1 : Shelf #4 DEPTH: 23 in WIDTH: 23 in DISTANCE FROM TOP OF BASE SHELF TO BOTTOM OF SHELF: 2.00 in

POS #	FAC	UPC	NAME	CASES	CAPACITY	UNITS HIGH	Barcode
10	2	63598554890	White Claw Variety Pk Hr...	4.00	8.00	2.00	
11	1	8769200991	Truly Spiked Spkg Lemo...	2.00	4.00	2.00	




Segment #2 : Shelf #1 DEPTH: 23 in WIDTH: 23 in DISTANCE FROM TOP OF BASE SHELF TO BOTTOM OF SHELF: 45.00 in

POS #	FAC	UPC	NAME	CASES	CAPACITY	UNITS HIGH	Barcode
12	1	60690500830	Ithaca Flower Power IPA ...	0.75	3.00	1.00	
13	1	64286090024	Founders All Day IPA 15/...	0.50	1.00	1.00	
14	1	81760601020	Captain Lawrence IPA 6/...	0.75	3.00	1.00	
15	1	81760601000	Captain Lawrence Pale A...	0.75	3.00	1.00	





Segment #2 : Shelf #2 DEPTH: 23 in WIDTH: 23 in DISTANCE FROM TOP OF BASE SHELF TO BOTTOM OF SHELF: 33.00 in

SCHEMATIC BACKING REPORT


1770.PSA

POS #	FAC	UPC	NAME	CASES	CAPACITY	UNITS HIGH	Barcode
16	1	3354400013	Corona Refresca Variety ...	1.50	3.00	1.00	
17	1	3410051660	Henry's Hard Sprkng Var...	1.50	3.00	1.00	
18	1	1820020210	Bud Light Peels Variety 1...	1.50	3.00	1.00	





Segment #2 : Shelf #3 DEPTH: 23 in WIDTH: 23 in DISTANCE FROM TOP OF BASE SHELF TO BOTTOM OF SHELF: 21.00 in

POS #	FAC	UPC	NAME	CASES	CAPACITY	UNITS HIGH	Barcode
19	1	7199009511	Blue Moon Belgian White...	0.75	3.00	1.00	
20	1	7199009516	Blue Moon Belgian White...	1.00	2.00	1.00	
21	1	7199009591	Blue Moon Light Sky 6/12C	0.75	3.00	1.00	
22	1	7199009532	Blue Moon Seasonal 6/12B	0.75	3.00	1.00	





Segment #2 : Shelf #4 DEPTH: 23 in WIDTH: 23 in DISTANCE FROM TOP OF BASE SHELF TO BOTTOM OF SHELF: 2.00 in

POS #	FAC	UPC	NAME	CASES	CAPACITY	UNITS HIGH	Barcode
23	2	8066095615	Corona Extra 12/12B	5.00	10.00	1.00	


Segment #3 : Shelf #1 DEPTH: 23 in WIDTH: 23 in DISTANCE FROM TOP OF BASE SHELF TO BOTTOM OF SHELF: 44.00 in

POS #	FAC	UPC	NAME	CASES	CAPACITY	UNITS HIGH	Barcode
24	1	3410051607	Leinenkugel Seasonal Sh...	1.00	2.00	1.00	
25	1	8834510151	Strongbow Gold Hard Ci...	0.75	3.00	1.00	
26	1	63598510062	Mikes Hard Lemonade 6/...	0.75	3.00	1.00	
27	1	8066095695	Corona Extra 12/12C	1.00	2.00	1.00	

Segment #3 : Shelf #2 DEPTH: 23 in WIDTH: 23 in DISTANCE FROM TOP OF BASE SHELF TO BOTTOM OF SHELF: 33.00 in


POS #	FAC	UPC	NAME	CASES	CAPACITY	UNITS HIGH	Barcode
28	1	86036800206	Sloop Juice Bomb IPA 4/...	0.67	4.00	1.00	
29	1	85909300243	SixPoint Bengali 6/12C	0.75	3.00	1.00	
30	1	85909300246	SixPoint Resin 6/12C	0.75	3.00	1.00	
31	1	8378311010	Sierra Nevada Hazy Little...	1.00	4.00	2.00	


Segment #3 : Shelf #3 DEPTH: 23 in WIDTH: 23 in DISTANCE FROM TOP OF BASE SHELF TO BOTTOM OF SHELF: 21.00 in

POS #	FAC	UPC	NAME	CASES	CAPACITY	UNITS HIGH	Barcode
32	1	75452700885	New Belgium Voodoo Ra...	1.00	4.00	1.00	


SCHEMATIC BACKING REPORT

1770.PSA




33	1	72383010009	Lagunitas IPA 12/12B	1.00	2.00	1.00	
----	---	-------------	----------------------	------	------	------	---

34	1	8382012368	Guinness Draught 8/15C	0.67	2.00	1.00	
----	---	------------	------------------------	------	------	------	---




Segment #3 : Shelf #4 DEPTH: 23 in WIDTH: 23 in DISTANCE FROM TOP OF BASE SHELF TO BOTTOM OF SHELF: 2.00 in

POS	# FAC	UPC	NAME	CASES	CAPACITY	UNITS HIGH	Barcode
35	2	8066095615	Corona Extra 12/12B	5.00	10.00	1.00	



Segment #4 : Shelf #1 DEPTH: 23 in WIDTH: 23 in DISTANCE FROM TOP OF BASE SHELF TO BOTTOM OF SHELF: 44.00 in

POS	# FAC	UPC	NAME	CASES	CAPACITY	UNITS HIGH	Barcode
36	2	8066095605	Corona Extra 6/12B	1.00	4.00	1.00	
37	1	8066095621	Corona Light 12/12C	1.50	3.00	1.00	
38	1	8066095625	Corona Light 6/12B	0.50	2.00	1.00	



Segment #4 : Shelf #2 DEPTH: 23 in WIDTH: 23 in DISTANCE FROM TOP OF BASE SHELF TO BOTTOM OF SHELF: 33.00 in

POS	# FAC	UPC	NAME	CASES	CAPACITY	UNITS HIGH	Barcode
39	1	3354495041	Corona Premier 6/12B	0.50	2.00	1.00	
40	1	8066095680	Corona Extra 18/12B	1.00	1.00	1.00	
41	1	3354495053	Corona Familiar 12/12B	1.00	2.00	1.00	


Segment #4 : Shelf #3 DEPTH: 23 in WIDTH: 23 in DISTANCE FROM TOP OF BASE SHELF TO BOTTOM OF SHELF: 21.00 in

POS	# FAC	UPC	NAME	CASES	CAPACITY	UNITS HIGH	Barcode
42	1	3354495042	Corona Premier 12/12B	1.00	2.00	1.00	
43	2	8066095675	Corona Light 12/12B	2.00	4.00	1.00	

Segment #4 : Shelf #4 DEPTH: 23 in WIDTH: 23 in DISTANCE FROM TOP OF BASE SHELF TO BOTTOM OF SHELF: 2.00 in

POS	# FAC	UPC	NAME	CASES	CAPACITY	UNITS HIGH	Barcode
44	1	8066095757	Modelo 12/12B	1.00	2.00	2.00	
45	1	8066095757	Modelo 12/12B	2.00	4.00	2.00	


Segment #5 : Shelf #1 DEPTH: 23 in WIDTH: 23 in DISTANCE FROM TOP OF BASE SHELF TO BOTTOM OF SHELF: 44.00 in

POS	# FAC	UPC	NAME	CASES	CAPACITY	UNITS HIGH	Barcode
46	4	8066095715	Modelo 12/12C	4.00	8.00	1.00	



Segment #5 : Shelf #2 DEPTH: 23 in WIDTH: 23 in DISTANCE FROM TOP OF BASE SHELF TO BOTTOM OF SHELF: 34.00 in

SCHEMATIC BACKING REPORT



1770.PSA

POS #	FAC	UPC	NAME	CASES	CAPACITY	UNITS HIGH	Barcode
47	4	8066095715	Modelo 12/12C	4.00	8.00	1.00	



Segment #5 : Shelf #3 DEPTH: 23 in WIDTH: 23 in DISTANCE FROM TOP OF BASE SHELF TO BOTTOM OF SHELF: 23.00 in

POS #	FAC	UPC	NAME	CASES	CAPACITY	UNITS HIGH	Barcode
48	1	8066095757	Modelo 12/12B	0.50	1.00	1.00	
49	1	8066095757	Modelo 12/12B	1.00	2.00	1.00	



Segment #5 : Shelf #4 DEPTH: 23 in WIDTH: 23 in DISTANCE FROM TOP OF BASE SHELF TO BOTTOM OF SHELF: 2.00 in

POS #	FAC	UPC	NAME	CASES	CAPACITY	UNITS HIGH	Barcode
50	1	8066095757	Modelo 12/12B	1.00	2.00	2.00	
51	1	8066095757	Modelo 12/12B	2.00	4.00	2.00	




Segment #6 : Shelf #1 DEPTH: 23 in WIDTH: 23 in DISTANCE FROM TOP OF BASE SHELF TO BOTTOM OF SHELF: 45.00 in

POS #	FAC	UPC	NAME	CASES	CAPACITY	UNITS HIGH	Barcode
52	2	8066095765	Modelo 6/12B	1.00	4.00	1.00	
53	1	8066095785	Negra Modelo 6/12B	0.75	3.00	1.00	


Segment #6 : Shelf #2 DEPTH: 23 in WIDTH: 23 in DISTANCE FROM TOP OF BASE SHELF TO BOTTOM OF SHELF: 34.00 in

POS #	FAC	UPC	NAME	CASES	CAPACITY	UNITS HIGH	Barcode
54	1	8066095787	Negra Modelo 12/12B	0.50	1.00	1.00	
55	1	8066095787	Negra Modelo 12/12B	1.00	2.00	1.00	

Segment #6 : Shelf #3 DEPTH: 23 in WIDTH: 23 in DISTANCE FROM TOP OF BASE SHELF TO BOTTOM OF SHELF: 22.00 in

POS #	FAC	UPC	NAME	CASES	CAPACITY	UNITS HIGH	Barcode
56	1	8248812300	Becks 12/12B	1.00	2.00	1.00	
57	1	7289000020	Heineken 12/12C	2.00	4.00	2.00	
58	1	7289000011	Heineken 6/12B	0.75	3.00	1.00	





Segment #6 : Shelf #4 DEPTH: 23 in WIDTH: 23 in DISTANCE FROM TOP OF BASE SHELF TO BOTTOM OF SHELF: 2.00 in

POS #	FAC	UPC	NAME	CASES	CAPACITY	UNITS HIGH	Barcode
59	3	7289000016	Heineken 12/12B	6.00	12.00	2.00	



Segment #7 : Shelf #1 DEPTH: 23 in WIDTH: 23 in DISTANCE FROM TOP OF BASE SHELF TO BOTTOM OF SHELF: 45.00 in

SCHEMATIC BACKING REPORT




1770.PSA

POS	#	FAC	UPC	NAME	CASES	CAPACITY	UNITS HIGH	Barcode
60	1		7861500001	Stella Artois 6/11B	0.75	3.00	1.00	 7 86150 00001 4
61	1		7231163012	Dos Equis Lager 6/12B	0.50	2.00	1.00	 0 72311 63012 2
62	1		8982690033	Tecate 12/12C	1.00	2.00	1.00	 0 89826 90033 6
63	1		1820005989	Michelob Ultra 6/12B	0.75	3.00	1.00	 0 18200 05989 6



Segment #7 : Shelf #2 DEPTH: 23 in WIDTH: 23 in DISTANCE FROM TOP OF BASE SHELF TO BOTTOM OF SHELF: 34.00 in

POS	#	FAC	UPC	NAME	CASES	CAPACITY	UNITS HIGH	Barcode
64	2		7861500014	Stella Artois 12/11B	2.00	4.00	1.00	 7 86150 00014 4
65	1		1820005990	Michelob Ultra 12/12B	1.00	2.00	1.00	 0 18200 05990 2



Segment #7 : Shelf #3 DEPTH: 23 in WIDTH: 23 in DISTANCE FROM TOP OF BASE SHELF TO BOTTOM OF SHELF: 23.00 in

POS	#	FAC	UPC	NAME	CASES	CAPACITY	UNITS HIGH	Barcode
66	1		7289000621	Heineken 0.0 6/12B	0.75	3.00	1.00	 0 72890 00621 9
67	1		7289000159	Heineken Premium Light ...	1.00	2.00	1.00	 0 72890 00159 7
68	1		1820053047	Bud Light 12/12C	2.00	4.00	2.00	 0 18200 53047 0




Segment #7 : Shelf #4 DEPTH: 23 in WIDTH: 23 in DISTANCE FROM TOP OF BASE SHELF TO BOTTOM OF SHELF: 2.00 in

POS	#	FAC	UPC	NAME	CASES	CAPACITY	UNITS HIGH	Barcode
69	1		1820096721	Michelob Ultra 18/12C SC	2.00	2.00	2.00	 0 18200 96721 4
70	1		1820053218	Bud Light 18/12C	8.00	8.00	4.00	 0 18200 53218 4

Segment #8 : Shelf #1 DEPTH: 23 in WIDTH: 23 in DISTANCE FROM TOP OF BASE SHELF TO BOTTOM OF SHELF: 45.00 in

POS	#	FAC	UPC	NAME	CASES	CAPACITY	UNITS HIGH	Barcode
71	2		7199000008	Coors Light 6/12C	1.50	6.00	1.00	 0 71990 00008 0
72	2		7199000048	Coors Light 12/12C	3.00	6.00	1.00	 0 71990 00048 6




Segment #8 : Shelf #2 DEPTH: 23 in WIDTH: 23 in DISTANCE FROM TOP OF BASE SHELF TO BOTTOM OF SHELF: 34.00 in

POS	#	FAC	UPC	NAME	CASES	CAPACITY	UNITS HIGH	Barcode
73	1		1820011047	Budweiser 12/12C	2.00	4.00	2.00	 0 18200 11047 4
74	1		3410057636	Miller Lite 12/12C	1.00	2.00	1.00	 0 34100 57636 3
75	1		3410057509	Miller Lite 12/12B	1.00	2.00	1.00	 0 34100 57509 0




Segment #8 : Shelf #3 DEPTH: 23 in WIDTH: 23 in DISTANCE FROM TOP OF BASE SHELF TO BOTTOM OF SHELF: 22.00 in

SCHEMATIC BACKING REPORT






1770.PSA

POS	# FAC	UPC	NAME	CASES	CAPACITY	UNITS HIGH	Barcode
76	1	1820000769	Bud Light 12/12B	1.00	2.00	1.00	
77	1	1820000771	Budweiser 12/12B	1.00	2.00	1.00	
78	1	3410001509	Miller High Life 12/12B	1.00	2.00	1.00	






Segment #8 : Shelf #4 DEPTH: 23 in WIDTH: 23 in DISTANCE FROM TOP OF BASE SHELF TO BOTTOM OF SHELF: 2.00 in

POS	# FAC	UPC	NAME	CASES	CAPACITY	UNITS HIGH	Barcode
79	1	1820011218	Budweiser 18/12C	2.00	2.00	2.00	
80	1	7199030069	Coors Light 12/12B	2.00	4.00	2.00	
81	1	7199030017	Coors Light 18/12C	5.00	5.00	3.00	

Segment #9 : Shelf #1 DEPTH: 23 in WIDTH: 23 in DISTANCE FROM TOP OF BASE SHELF TO BOTTOM OF SHELF: 45.00 in

POS	# FAC	UPC	NAME	CASES	CAPACITY	UNITS HIGH	Barcode
82	1	63598526038	White Claw Blk Cherry H...	0.33	8.00	1.00	
83	1	8769200970	Truly Spiked Spkkg Pinea...	0.67	8.00	1.00	
84	1	8769200951	Truly Spiked Spkkg Wild ...	0.67	8.00	1.00	
85	1	1820026061	Bud Light Seltzer Black ...	0.53	8.00	1.00	
86	1	1820026062	Bud Light Seltzer Strawb...	0.53	8.00	1.00	
87	1	61300874829	Arnold Palmer Spiked Ha...	0.67	8.00	1.00	
88	1	8769283231	Twisted Tea 1/24C	0.67	8.00	1.00	

Segment #9 : Shelf #2 DEPTH: 23 in WIDTH: 23 in DISTANCE FROM TOP OF BASE SHELF TO BOTTOM OF SHELF: 35.00 in








POS	# FAC	UPC	NAME	CASES	CAPACITY	UNITS HIGH	Barcode
89	1	3410000323	Redd's Wicked Apple 1/2...	0.67	8.00	1.00	
90	1	8066095643	Corona Extra 1/24C	0.67	8.00	1.00	
91	1	8066095721	Modelo 1/24C	0.67	8.00	1.00	
92	1	7089718331	Fosters Premium Ale 1/2...	0.50	6.00	1.00	
93	2	7089701331	Fosters Lager 1/25C	1.00	12.00	1.00	

Segment #9 : Shelf #3 DEPTH: 23 in WIDTH: 23 in DISTANCE FROM TOP OF BASE SHELF TO BOTTOM OF SHELF: 23.00 in




POS	# FAC	UPC	NAME	CASES	CAPACITY	UNITS HIGH	Barcode
-----	-------	-----	------	-------	----------	------------	---------

SCHEMATIC BACKING REPORT

1770.PSA

94	1	7289000119	Heineken 1/24C	0.67	8.00	1.00	 72890 00119 1
95	1	1820025001	Bud Light 1/25C	0.53	8.00	1.00	 18200 25001 9
96	1	1820025000	Budweiser 1/25C	0.53	8.00	1.00	 18200 25000 2
97	1	3410000355	Miller Lite 1/24C	0.67	8.00	1.00	 34100 00355 5
98	1	7199030065	Coors Light 1/24C	0.58	7.00	1.00	 71990 30065 4
99	1	7199010071	Coors 1/24C	0.58	7.00	1.00	 71990 10071 1
100	1	1820025008	Natural Ice 1/25C	0.53	8.00	1.00	 18200 25008 8


Segment #9 : Shelf #4 DEPTH: 23 in WIDTH: 23 in DISTANCE FROM TOP OF BASE SHELF TO BOTTOM OF SHELF: 2.00 in

POS	#	FAC	UPC	NAME	CASES	CAPACITY	UNITS HIGH	Barcode
101	1		3410057340	Miller Lite 18/12C	2.00	2.00	1.00	 34100 57340 9
102	2		1820028443	Natural Ice 15/12C	2.00	4.00	2.00	 18200 28443 4
103	1		1820020077	Natural Light 15/12C	1.00	2.00	2.00	 18200 20077 9

SKUs on Planogram: 95



1770_16ft_OPEN_WARM



Printed: 7/2/2020

Traffic Flow N/A

POG: 1770.PSA

POG Size: 16'0.00

Segments 1 - 4 of 4























Page: 1

SCHEMATIC BACKING REPORT


1770.PSA

Planogram: 1770_16ft_OPEN_WARM

Segment #2 : Shelf #1 DEPTH: 16 in WIDTH: 192 in DISTANCE FROM TOP OF BASE SHELF TO BOTTOM OF SHELF: 48.00 in

POS	# FAC	UPC	NAME	CASES	CAPACITY	UNITS HIGH	Barcode
1	1	8066095695	Corona Extra 12/12C	1.00	2.00	1.00	 4
2	2	8066095605	Corona Extra 6/12B	1.50	6.00	1.00	 3
3	2	8066095765	Modelo 6/12B	1.00	4.00	1.00	 4
4	2	7861500001	Stella Artois 6/11B	1.00	4.00	1.00	 4
9	2	7289000011	Heineken 6/12B	1.00	4.00	1.00	 8
10	1	63598526087	White Claw Mango HrdS...	1.00	4.00	2.00	 5
11	4	63598554890	White Claw Variety Pk Hr...	4.00	8.00	1.00	 4
12	1	8769200804	Truly Spiked Spklg Tropi...	1.00	2.00	1.00	 0
16	1	8769200991	Truly Spiked Spklg Lemo...	1.00	2.00	1.00	 7
17	1	63598520025	White Claw Blk Cherry H...	1.00	4.00	2.00	 3
18	1	8769200686	Truly Spiked Spklg Berry ...	1.00	2.00	1.00	 2
19	1	85389700227	Bon & Viv SS Variety Pa...	1.00	2.00	1.00	 1
20	1	8834510151	Strongbow Gold Hard Ci...	0.50	2.00	1.00	 4
21	1	81760601000	Captain Lawrence Pale A...	0.50	2.00	1.00	 1
22	1	81760601020	Captain Lawrence IPA 6/...	0.50	2.00	1.00	 9
23	1	7199009511	Blue Moon Belgian White...	0.50	2.00	1.00	 6
33	1	1820005990	Michelob Ultra 12/12B	1.00	2.00	1.00	 2
34	1	1820011047	Budweiser 12/12C	1.00	2.00	2.00	 4
35	1	3410057509	Miller Lite 12/12B	1.00	2.00	1.00	 0
36	1	3410057636	Miller Lite 12/12C	1.00	2.00	1.00	 3
37	1	3410001509	Miller High Life 12/12B	1.00	2.00	1.00	 1
38	1	3410001636	Miller High Life 12/12C	1.00	2.00	2.00	 4

Segment #2 : Shelf #2 DEPTH: 16 in WIDTH: 192 in DISTANCE FROM TOP OF BASE SHELF TO BOTTOM OF SHELF: 25.00 in











POS	# FAC	UPC	NAME	CASES	CAPACITY	UNITS HIGH	Barcode
5	3	8066095615	Corona Extra 12/12B	6.00	12.00	2.00	 2

SCHEMATIC BACKING REPORT

1770.PSA

6	1	3354495053	Corona Familiar 12/12B	2.00	4.00	2.00		1
7	1	3354495042	Corona Premier 12/12B	1.00	2.00	2.00		5
13	1	8066095675	Corona Light 12/12B	2.00	4.00	2.00		6
14	4	8066095715	Modelo 12/12C	8.00	16.00	4.00		9
24	1	8066095787	Negra Modelo 12/12B	1.00	2.00	2.00		6
25	1	7289000020	Heineken 12/12C	2.00	4.00	4.00		0
26	1	7289000159	Heineken Premium Light ...	1.00	2.00	2.00		7
27	1	8248812300	Becks 12/12B	1.00	2.00	2.00		6
28	1	7199009516	Blue Moon Belgian White...	1.00	2.00	2.00		1
29	1	1820096721	Michelob Ultra 18/12C SC	3.00	3.00	3.00		4
30	1	1820053047	Bud Light 12/12C	2.00	4.00	4.00		0
39	1	1820053308	Bud Light 18/12B	2.00	2.00	2.00		2
40	1	1820000771	Budweiser 12/12B	1.00	2.00	2.00		2
41	1	7199000048	Coors Light 12/12C	2.00	4.00	4.00		6
42	1	7199030069	Coors Light 12/12B	2.00	4.00	2.00		2
43	1	3410057340	Miller Lite 18/12C	2.00	2.00	2.00		9
44	1	1820020077	Natural Light 15/12C	1.00	2.00	2.00		9

Segment #2 : Shelf #3 DEPTH: 16 in WIDTH: 192 in DISTANCE FROM TOP OF BASE SHELF TO BOTTOM OF SHELF: 0.00 in

POS	# FAC	UPC	NAME	CASES	CAPACITY	UNITS HIGH	Barcode
8	4	8066095615	Corona Extra 12/12B	8.00	16.00	2.00	
15	5	8066095757	Modelo 12/12B	15.00	30.00	3.00	
31	2	7289000016	Heineken 12/12B	4.00	8.00	2.00	
32	2	78615000014	Stella Artois 12/11B	4.00	8.00	2.00	
45	1	1820000769	Bud Light 12/12B	1.00	2.00	2.00	
46	1	1820053218	Bud Light 18/12C	4.00	4.00	4.00	
47	1	1820011218	Budweiser 18/12C	4.00	4.00	4.00	
48	1	7199030017	Coors Light 18/12C	4.00	4.00	4.00	
49	1	7199030078	Coors Light 18/12B	2.00	2.00	2.00	
50	1	1820028443	Natural Ice 15/12C	1.50	3.00	3.00	

SCHEMATIC BACKING REPORT

1770.PSA

SKUs on Planogram: 49