



1959_3_DOOR_COLD



Printed: 7/2/2020
Traffic Flow Left-right
POG: 1959.PSA




POG Size: 5'3.00
Segments 1 - 3 of 3
Page: 1

SCHEMATIC BACKING REPORT




1959.PSA

Planogram: 1959_3_DOOR_COLD




Segment #1 : Shelf #1 DEPTH: 20 in WIDTH: 21 in DISTANCE FROM TOP OF BASE SHELF TO BOTTOM OF SHELF: 46.00 in

POS #	FAC	UPC	NAME	CASES	CAPACITY	UNITS HIGH	Barcode
1	1	63598554890	White Claw Variety Pk Hr...	1.50	3.00	1.00	
2	1	63598580006	White Claw Variety Pk2 ...	1.00	2.00	1.00	
3	1	1820020208	Bud Light Seltzer Variety ...	1.00	2.00	1.00	




Segment #1 : Shelf #2 DEPTH: 20 in WIDTH: 21 in DISTANCE FROM TOP OF BASE SHELF TO BOTTOM OF SHELF: 33.00 in

POS #	FAC	UPC	NAME	CASES	CAPACITY	UNITS HIGH	Barcode
4	1	8769200686	Truly Spiked Spklg Berry ...	1.00	2.00	1.00	
5	1	8769200991	Truly Spiked Spklg Lemo...	1.00	2.00	1.00	
6	1	7199009516	Blue Moon Belgian White...	0.50	1.00	1.00	




Segment #1 : Shelf #3 DEPTH: 20 in WIDTH: 21 in DISTANCE FROM TOP OF BASE SHELF TO BOTTOM OF SHELF: 21.00 in

POS #	FAC	UPC	NAME	CASES	CAPACITY	UNITS HIGH	Barcode
7	1	78615000001	Stella Artois 6/11B	1.00	4.00	1.00	
8	1	7289000159	Heineken Premium Light ...	1.00	2.00	1.00	
9	1	7289000011	Heineken 6/12B	0.50	2.00	1.00	

Segment #1 : Shelf #4 DEPTH: 24 in WIDTH: 21 in DISTANCE FROM TOP OF BASE SHELF TO BOTTOM OF SHELF: 0.00 in

POS #	FAC	UPC	NAME	CASES	CAPACITY	UNITS HIGH	Barcode
10	1	78615000014	Stella Artois 12/11B	2.00	4.00	2.00	
11	1	7289000020	Heineken 12/12C	2.00	4.00	2.00	
12	1	7289000016	Heineken 12/12B	2.00	4.00	2.00	




Segment #2 : Shelf #1 DEPTH: 20 in WIDTH: 21 in DISTANCE FROM TOP OF BASE SHELF TO BOTTOM OF SHELF: 46.00 in

POS #	FAC	UPC	NAME	CASES	CAPACITY	UNITS HIGH	Barcode
13	1	3354400043	Corona Seltzer Variety P...	1.50	3.00	1.00	
14	1	81760601020	Captain Lawrence IPA 6/...	0.50	2.00	1.00	
15	1	1820005989	Michelob Ultra 6/12B	0.50	2.00	1.00	




Segment #2 : Shelf #2 DEPTH: 20 in WIDTH: 21 in DISTANCE FROM TOP OF BASE SHELF TO BOTTOM OF SHELF: 33.00 in

SCHEMATIC BACKING REPORT




1959.PSA

POS	# FAC	UPC	NAME	CASES	CAPACITY	UNITS HIGH	Barcode
16	1	8066095715	Modelo 12/12C	1.00	2.00	1.00	 9
17	1	1820005990	Michelob Ultra 12/12B	1.00	2.00	1.00	 2
18	1	1820020210	Bud Light Peels Variety 1...	1.50	3.00	1.00	 0








Segment #2 : Shelf #3 DEPTH: 20 in WIDTH: 21 in DISTANCE FROM TOP OF BASE SHELF TO BOTTOM OF SHELF: 21.00 in

POS	# FAC	UPC	NAME	CASES	CAPACITY	UNITS HIGH	Barcode
19	1	8066095675	Corona Light 12/12B	0.50	1.00	1.00	 6
20	1	3354495042	Corona Premier 12/12B	0.50	1.00	1.00	 5
21	1	8066095605	Corona Extra 6/12B	0.50	2.00	1.00	 3




Segment #2 : Shelf #4 DEPTH: 24 in WIDTH: 21 in DISTANCE FROM TOP OF BASE SHELF TO BOTTOM OF SHELF: 0.00 in

POS	# FAC	UPC	NAME	CASES	CAPACITY	UNITS HIGH	Barcode
22	1	8066095757	Modelo 12/12B	2.00	4.00	2.00	 9
23	1	8066095615	Corona Extra 12/12B	2.00	4.00	2.00	 2
24	1	1820053218	Bud Light 18/12C	3.00	3.00	1.00	 4

Segment #3 : Shelf #1 DEPTH: 20 in WIDTH: 21 in DISTANCE FROM TOP OF BASE SHELF TO BOTTOM OF SHELF: 46.00 in

POS	# FAC	UPC	NAME	CASES	CAPACITY	UNITS HIGH	Barcode
25	1	8769200970	Truly Spiked Spkg Pinea...	0.50	6.00	1.00	 2
26	1	8066095721	Modelo 1/24C	0.50	6.00	1.00	 0
27	1	1820025001	Bud Light 1/25C	0.40	6.00	1.00	 9
28	1	1820025000	Budweiser 1/25C	0.40	6.00	1.00	 2
29	1	7199030065	Coors Light 1/24C	0.50	6.00	1.00	 4
30	1	7199010071	Coors 1/24C	0.50	6.00	1.00	 1
31	1	7089701331	Fosters Lager 1/25C	0.50	6.00	1.00	 5




Segment #3 : Shelf #2 DEPTH: 20 in WIDTH: 21 in DISTANCE FROM TOP OF BASE SHELF TO BOTTOM OF SHELF: 33.00 in

POS	# FAC	UPC	NAME	CASES	CAPACITY	UNITS HIGH	Barcode
32	1	1820053047	Bud Light 12/12C	1.00	2.00	1.00	 0
33	1	3410001509	Miller High Life 12/12B	1.00	2.00	1.00	 1
34	1	1820028443	Natural Ice 15/12C	1.00	2.00	2.00	 4





SCHEMATIC BACKING REPORT

1959.PSA

Segment #3 : Shelf #3 DEPTH: 20 in WIDTH: 21 in DISTANCE FROM TOP OF BASE SHELF TO BOTTOM OF SHELF: 21.00 in

POS #	FAC	UPC	NAME	CASES	CAPACITY	UNITS HIGH	Barcode
35	1	1820000769	Bud Light 12/12B	1.00	2.00	1.00	
36	1	1820011047	Budweiser 12/12C	1.00	2.00	1.00	
37	1	7199030069	Coors Light 12/12B	1.00	2.00	1.00	

Segment #3 : Shelf #4 DEPTH: 24 in WIDTH: 21 in DISTANCE FROM TOP OF BASE SHELF TO BOTTOM OF SHELF: 0.00 in

POS #	FAC	UPC	NAME	CASES	CAPACITY	UNITS HIGH	Barcode
38	1	1820011218	Budweiser 18/12C	3.00	3.00	1.00	
39	1	3410057340	Miller Lite 18/12C	3.00	3.00	1.00	
40	1	7199030017	Coors Light 18/12C	3.00	3.00	1.00	
41	1	7199000048	Coors Light 12/12C	2.00	4.00	2.00	

SKUs on Planogram: 41