



530\_6\_DOOR\_COLD



Rolling Door

Printed: 7/2/2020

Traffic Flow Right-left

POG: 530.PSA







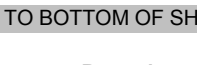
POG Size: 11'5.00
Segments 1 - 6 of 6
Page: 1

## SCHEMATIC BACKING REPORT






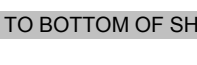
530.PSA

### Planogram: 530\_6\_DOOR\_COLD




Segment #1 : Shelf #1      DEPTH: 24 in    WIDTH: 22 in    DISTANCE FROM TOP OF BASE SHELF TO BOTTOM OF SHELF: 71.00 in

POS #	FAC	UPC	NAME	CASES	CAPACITY	UNITS HIGH	Barcode
1	1	7289000119	Heineken 1/24C	0.67	8.00	1.00	
2	1	8066095721	Modelo 1/24C	0.67	8.00	1.00	
3	1	8769283231	Twisted Tea 1/24C	0.67	8.00	1.00	
4	1	3410000323	Redd's Wicked Apple 1/2...	0.67	8.00	1.00	
5	1	8769200951	Truly Spiked Spkfg Wild ...	0.67	8.00	1.00	
6	1	8769200970	Truly Spiked Spkfg Pinea...	0.67	8.00	1.00	
7	1	63598526038	White Claw Blk Cherry H...	0.38	9.00	1.00	



Segment #1 : Shelf #2      DEPTH: 24 in    WIDTH: 22 in    DISTANCE FROM TOP OF BASE SHELF TO BOTTOM OF SHELF: 59.00 in

POS #	FAC	UPC	NAME	CASES	CAPACITY	UNITS HIGH	Barcode
8	2	7089701331	Fosters Lager 1/25C	1.17	14.00	1.00	
9	1	8066095643	Corona Extra 1/24C	0.67	8.00	1.00	
10	1	7199010071	Coors 1/24C	0.67	8.00	1.00	
11	1	7199030065	Coors Light 1/24C	0.67	8.00	1.00	
12	1	1820025000	Budweiser 1/25C	0.53	8.00	1.00	
13	1	1820025001	Bud Light 1/25C	0.53	8.00	1.00	

Segment #1 : Shelf #3      DEPTH: 24 in    WIDTH: 22 in    DISTANCE FROM TOP OF BASE SHELF TO BOTTOM OF SHELF: 48.00 in


POS #	FAC	UPC	NAME	CASES	CAPACITY	UNITS HIGH	Barcode
14	1	3410001636	Miller High Life 12/12C	1.00	2.00	1.00	
15	2	7199030120	Coors Light 3/24C	0.80	4.00	1.00	
16	1	1820020210	Bud Light Peels Variety 1...	1.50	3.00	1.00	

Segment #1 : Shelf #4      DEPTH: 24 in    WIDTH: 22 in    DISTANCE FROM TOP OF BASE SHELF TO BOTTOM OF SHELF: 37.00 in




POS #	FAC	UPC	NAME	CASES	CAPACITY	UNITS HIGH	Barcode
17	1	3410001509	Miller High Life 12/12B	1.00	2.00	1.00	
18	1	3410057340	Miller Lite 18/12C	2.00	2.00	2.00	

## SCHEMATIC BACKING REPORT




530.PSA

19	1	7199000008	Coors Light 6/12C	0.75	3.00	1.00	
----	---	------------	-------------------	------	------	------	---




Segment #1 : Shelf #5      DEPTH: 24 in    WIDTH: 22 in    DISTANCE FROM TOP OF BASE SHELF TO BOTTOM OF SHELF: 25.00 in

POS	# FAC	UPC	NAME	CASES	CAPACITY	UNITS HIGH	Barcode
20	1	1820028443	Natural Ice 15/12C	1.00	2.00	2.00	
21	1	7199030069	Coors Light 12/12B	1.00	2.00	1.00	
22	1	7199000048	Coors Light 12/12C	1.50	3.00	1.00	




Segment #1 : Shelf #6      DEPTH: 24 in    WIDTH: 22 in    DISTANCE FROM TOP OF BASE SHELF TO BOTTOM OF SHELF: 2.00 in

POS	# FAC	UPC	NAME	CASES	CAPACITY	UNITS HIGH	Barcode
23	1	1820020077	Natural Light 15/12C	2.00	4.00	2.00	
24	1	7199030017	Coors Light 18/12C	4.00	4.00	4.00	
25	1	7199030078	Coors Light 18/12B	2.00	2.00	2.00	




Segment #2 : Shelf #1      DEPTH: 24 in    WIDTH: 22 in    DISTANCE FROM TOP OF BASE SHELF TO BOTTOM OF SHELF: 69.00 in

POS	# FAC	UPC	NAME	CASES	CAPACITY	UNITS HIGH	Barcode
26	1	3354400013	Corona Refresca Variety ...	1.00	2.00	1.00	
27	1	3354400043	Corona Seltzer Variety P...	1.50	3.00	1.00	
28	1	8200078142	Smirnoff Spk Seltzer Mix...	1.50	3.00	1.00	

Segment #2 : Shelf #2      DEPTH: 24 in    WIDTH: 22 in    DISTANCE FROM TOP OF BASE SHELF TO BOTTOM OF SHELF: 57.00 in

POS	# FAC	UPC	NAME	CASES	CAPACITY	UNITS HIGH	Barcode
29	1	8769200804	Truly Spiked Spkkg Tropi...	1.50	3.00	1.00	
30	1	8769200686	Truly Spiked Spkkg Berry ...	1.50	3.00	1.00	
31	1	8769200991	Truly Spiked Spkkg Lemo...	1.50	3.00	1.00	

Segment #2 : Shelf #3      DEPTH: 24 in    WIDTH: 22 in    DISTANCE FROM TOP OF BASE SHELF TO BOTTOM OF SHELF: 45.00 in

POS	# FAC	UPC	NAME	CASES	CAPACITY	UNITS HIGH	Barcode
32	1	1820053047	Bud Light 12/12C	1.50	3.00	1.00	
33	1	1820020208	Bud Light Seltzer Variety ...	1.50	3.00	1.00	
34	1	3410051660	Henrys Hard Sprkng Var...	1.50	3.00	1.00	

Segment #2 : Shelf #4      DEPTH: 24 in    WIDTH: 22 in    DISTANCE FROM TOP OF BASE SHELF TO BOTTOM OF SHELF: 25.00 in

POS	# FAC	UPC	NAME	CASES	CAPACITY	UNITS HIGH	Barcode
-----	-------	-----	------	-------	----------	------------	---------

## SCHEMATIC BACKING REPORT

530.PSA

35	1	1820011218	Budweiser 18/12C	3.00	3.00	1.00	0 18200 11218 8
36	1	1820011047	Budweiser 12/12C	2.00	4.00	2.00	0 18200 11047 4
37	1	1820053218	Bud Light 18/12C	3.00	3.00	1.00	0 18200 53218 4
38	1	1820096721	Michelob Ultra 18/12C SC	3.00	3.00	1.00	0 18200 96721 4

Segment #2 : Shelf #5 DEPTH: 24 in WIDTH: 22 in DISTANCE FROM TOP OF BASE SHELF TO BOTTOM OF SHELF: 2.00 in

POS	#	FAC	UPC	NAME	CASES	CAPACITY	UNITS HIGH	Barcode
39	1		7199030030	Coors Light 30/12D	4.00	4.00	2.00	0 71990 30030 2
40	1		3410057636	Miller Lite 12/12C	2.00	4.00	2.00	0 34100 57636 3
41	1		1820000771	Budweiser 12/12B	2.00	4.00	2.00	0 18200 00771 2

Segment #3 : Shelf #1 DEPTH: 24 in WIDTH: 22 in DISTANCE FROM TOP OF BASE SHELF TO BOTTOM OF SHELF: 68.00 in

POS	#	FAC	UPC	NAME	CASES	CAPACITY	UNITS HIGH	Barcode
42	2		63598554890	White Claw Variety Pk Hr...	3.00	6.00	1.00	6 35985 54890 4
43	1		63598580006	White Claw Variety Pk2 ...	1.50	3.00	1.00	6 35985 80006 4

Segment #3 : Shelf #2 DEPTH: 24 in WIDTH: 22 in DISTANCE FROM TOP OF BASE SHELF TO BOTTOM OF SHELF: 56.00 in

POS	#	FAC	UPC	NAME	CASES	CAPACITY	UNITS HIGH	Barcode
44	1		63598520025	White Claw Blk Cherry H...	1.25	5.00	1.00	6 35985 20025 3
45	1		63598526087	White Claw Mango HrdS...	1.25	5.00	1.00	6 35985 26087 5
46	1		85389700227	Bon & Viv SS Variety Pa...	1.50	3.00	1.00	8 53897 00227 1

Segment #3 : Shelf #3 DEPTH: 24 in WIDTH: 22 in DISTANCE FROM TOP OF BASE SHELF TO BOTTOM OF SHELF: 45.00 in



POS	#	FAC	UPC	NAME	CASES	CAPACITY	UNITS HIGH	Barcode
47	1		1820005989	Michelob Ultra 6/12B	0.75	3.00	1.00	0 18200 05989 6
48	1		78615000001	Stella Artois 6/11B	0.75	3.00	1.00	7 86150 00001 4
49	1		7289000011	Heineken 6/12B	0.75	3.00	1.00	0 72890 00011 8
50	1		7289000621	Heineken 0.0 6/12B	0.75	3.00	1.00	0 72890 00621 9

Segment #3 : Shelf #4 DEPTH: 24 in WIDTH: 22 in DISTANCE FROM TOP OF BASE SHELF TO BOTTOM OF SHELF: 24.00 in




POS	#	FAC	UPC	NAME	CASES	CAPACITY	UNITS HIGH	Barcode
51	1		1820005990	Michelob Ultra 12/12B	2.00	4.00	2.00	0 18200 05990 2

## SCHEMATIC BACKING REPORT





530.PSA

52	1	78615000014	Stella Artois 12/11B	2.00	4.00	2.00	
53	1	75452700161	New Belgium Fat Tire A...	2.00	4.00	2.00	




Segment #3 : Shelf #5 DEPTH: 24 in WIDTH: 22 in DISTANCE FROM TOP OF BASE SHELF TO BOTTOM OF SHELF: 2.00 in

POS	# FAC	UPC	NAME	CASES	CAPACITY	UNITS HIGH	Barcode
54	1	1820000769	Bud Light 12/12B	2.00	4.00	2.00	
55	1	7289000159	Heineken Premium Light ...	2.00	4.00	2.00	
56	1	7289000020	Heineken 12/12C	2.00	4.00	2.00	




Segment #4 : Shelf #1 DEPTH: 24 in WIDTH: 22 in DISTANCE FROM TOP OF BASE SHELF TO BOTTOM OF SHELF: 68.00 in

POS	# FAC	UPC	NAME	CASES	CAPACITY	UNITS HIGH	Barcode
57	1	60690500830	Ithaca Flower Power IPA ...	0.75	3.00	1.00	
58	1	81760601020	Captain Lawrence IPA 6/...	0.75	3.00	1.00	
59	1	85909300243	SixPoint Bengali 6/12C	0.75	3.00	1.00	
60	1	86036700072	Sloop Juice Bomb IPA 4/...	0.67	4.00	1.00	



Segment #4 : Shelf #2 DEPTH: 24 in WIDTH: 22 in DISTANCE FROM TOP OF BASE SHELF TO BOTTOM OF SHELF: 56.00 in

POS	# FAC	UPC	NAME	CASES	CAPACITY	UNITS HIGH	Barcode
61	1	8769210014	Samuel Adams Boston L...	1.00	2.00	1.00	
62	1	8769201103	Samuel Adams Seasonal...	1.00	2.00	1.00	
63	1	7199009511	Blue Moon Belgian White...	0.75	3.00	1.00	

Segment #4 : Shelf #3 DEPTH: 24 in WIDTH: 22 in DISTANCE FROM TOP OF BASE SHELF TO BOTTOM OF SHELF: 44.00 in


POS	# FAC	UPC	NAME	CASES	CAPACITY	UNITS HIGH	Barcode
64	1	75452700885	New Belgium Voodoo Ra...	1.00	4.00	1.00	
65	1	7199009591	Blue Moon Light Sky 6/12C	0.75	3.00	1.00	
66	1	7199009516	Blue Moon Belgian White...	1.00	2.00	1.00	

Segment #4 : Shelf #4 DEPTH: 24 in WIDTH: 22 in DISTANCE FROM TOP OF BASE SHELF TO BOTTOM OF SHELF: 23.00 in



POS	# FAC	UPC	NAME	CASES	CAPACITY	UNITS HIGH	Barcode
67	1	64286090024	Founders All Day IPA 15/...	1.00	2.00	2.00	
68	1	72383010009	Lagunitas IPA 12/12B	2.00	4.00	2.00	

## SCHEMATIC BACKING REPORT





530.PSA

69	1	63598512998	Mikes Hard Variety Pack ...	2.00	4.00	2.00	
----	---	-------------	-----------------------------	------	------	------	---




Segment #4 : Shelf #5      DEPTH: 24 in    WIDTH: 22 in    DISTANCE FROM TOP OF BASE SHELF TO BOTTOM OF SHELF: 2.00 in

POS	# FAC	UPC	NAME	CASES	CAPACITY	UNITS HIGH	Barcode
70	2	7289000016	Heineken 12/12B	4.00	8.00	2.00	
71	1	8982690033	Tecate 12/12C	2.00	4.00	2.00	



Segment #5 : Shelf #1      DEPTH: 24 in    WIDTH: 22 in    DISTANCE FROM TOP OF BASE SHELF TO BOTTOM OF SHELF: 68.00 in

POS	# FAC	UPC	NAME	CASES	CAPACITY	UNITS HIGH	Barcode
72	1	8378311010	Sierra Nevada Hazy Little...	1.50	6.00	2.00	
73	1	63598510062	Mikes Hard Lemonade 6/...	0.75	3.00	1.00	
74	1	3410051605	Leinenkugel Seasonal Sh...	0.75	3.00	1.00	
75	1	8769282102	Angry Orchard Crisp App...	0.75	3.00	1.00	



Segment #5 : Shelf #2      DEPTH: 24 in    WIDTH: 22 in    DISTANCE FROM TOP OF BASE SHELF TO BOTTOM OF SHELF: 57.00 in

POS	# FAC	UPC	NAME	CASES	CAPACITY	UNITS HIGH	Barcode
76	1	8769230050	Samuel Adams Seasonal...	0.75	3.00	1.00	
77	1	8066095765	Modelo 6/12B	1.00	4.00	1.00	
78	1	8066095785	Negra Modelo 6/12B	0.50	2.00	1.00	


Segment #5 : Shelf #3      DEPTH: 24 in    WIDTH: 22 in    DISTANCE FROM TOP OF BASE SHELF TO BOTTOM OF SHELF: 46.00 in

POS	# FAC	UPC	NAME	CASES	CAPACITY	UNITS HIGH	Barcode
79	1	8066095757	Modelo 12/12B	1.00	2.00	1.00	
80	1	8066095787	Negra Modelo 12/12B	1.00	2.00	1.00	

Segment #5 : Shelf #4      DEPTH: 24 in    WIDTH: 22 in    DISTANCE FROM TOP OF BASE SHELF TO BOTTOM OF SHELF: 35.00 in


POS	# FAC	UPC	NAME	CASES	CAPACITY	UNITS HIGH	Barcode
81	1	8066095757	Modelo 12/12B	1.00	2.00	1.00	
82	1	3354495042	Corona Premier 12/12B	1.00	2.00	1.00	


Segment #5 : Shelf #5      DEPTH: 24 in    WIDTH: 22 in    DISTANCE FROM TOP OF BASE SHELF TO BOTTOM OF SHELF: 2.00 in

POS	# FAC	UPC	NAME	CASES	CAPACITY	UNITS HIGH	Barcode
83	1	8066095715	Modelo 12/12C	6.00	12.00	4.00	




**SCHEMATIC BACKING REPORT**

530.PSA




84	1	8066095757	Modelo 12/12B	3.00	6.00	4.00	
----	---	------------	---------------	------	------	------	---

85	1	8066095615	Corona Extra 12/12B	3.00	6.00	3.00	
----	---	------------	---------------------	------	------	------	---


Segment #6 : Shelf #1 DEPTH: 27 in WIDTH: 27 in DISTANCE FROM TOP OF BASE SHELF TO BOTTOM OF SHELF: 58.00 in

POS	#	FAC	UPC	NAME	CASES	CAPACITY	UNITS HIGH	Barcode
86	2		8066095695	Corona Extra 12/12C	2.00	4.00	1.00	
87	1		8066095605	Corona Extra 6/12B	1.25	5.00	1.00	
88	1		3354495041	Corona Premier 6/12B	1.25	5.00	1.00	



Segment #6 : Shelf #2 DEPTH: 27 in WIDTH: 27 in DISTANCE FROM TOP OF BASE SHELF TO BOTTOM OF SHELF: 46.00 in

POS	#	FAC	UPC	NAME	CASES	CAPACITY	UNITS HIGH	Barcode
89	1		3354495053	Corona Familiar 12/12B	1.50	3.00	1.00	
90	1		8066095621	Corona Light 12/12C	1.50	3.00	1.00	
91	1		8066095675	Corona Light 12/12B	1.50	3.00	1.00	




Segment #6 : Shelf #3 DEPTH: 27 in WIDTH: 27 in DISTANCE FROM TOP OF BASE SHELF TO BOTTOM OF SHELF: 35.00 in

POS	#	FAC	UPC	NAME	CASES	CAPACITY	UNITS HIGH	Barcode
92	2		8066095615	Corona Extra 12/12B	3.00	6.00	1.00	

Segment #6 : Shelf #4 DEPTH: 27 in WIDTH: 27 in DISTANCE FROM TOP OF BASE SHELF TO BOTTOM OF SHELF: 23.00 in

POS	#	FAC	UPC	NAME	CASES	CAPACITY	UNITS HIGH	Barcode
93	2		8066095615	Corona Extra 12/12B	2.00	4.00	1.00	
94	1		8066095615	Corona Extra 12/12B	1.50	3.00	1.00	

Segment #6 : Shelf #5 DEPTH: 27 in WIDTH: 27 in DISTANCE FROM TOP OF BASE SHELF TO BOTTOM OF SHELF: 2.00 in

POS	#	FAC	UPC	NAME	CASES	CAPACITY	UNITS HIGH	Barcode
95	1		8066095615	Corona Extra 12/12B	2.00	4.00	2.00	
96	1		8066095615	Corona Extra 12/12B	3.00	6.00	2.00	
97	1		8066095680	Corona Extra 18/12B	2.00	2.00	2.00	

SKUs on Planogram: 90