



697_3_DOOR_COLD



Printed: 7/2/2020

Traffic Flow Left-right

POG: 697.PSA

POG Size: 5'9.00
Segments 1 - 3 of 3
Page: 1

SCHEMATIC BACKING REPORT

697.PSA

Planogram: 697_3_DOOR_COLD

Segment #1 : Shelf #1 DEPTH: 22 in WIDTH: 23 in DISTANCE FROM TOP OF BASE SHELF TO BOTTOM OF SHELF: 42.00 in

POS	# FAC	UPC	NAME	CASES	CAPACITY	UNITS HIGH	Barcode
1	1	81760601020	Captain Lawrence IPA 6/...	1.00	4.00	1.00	
2	1	7199009511	Blue Moon Belgian White...	0.50	2.00	1.00	
3	1	7199009516	Blue Moon Belgian White...	1.00	2.00	1.00	

Segment #1 : Shelf #2 DEPTH: 22 in WIDTH: 23 in DISTANCE FROM TOP OF BASE SHELF TO BOTTOM OF SHELF: 32.00 in

POS	# FAC	UPC	NAME	CASES	CAPACITY	UNITS HIGH	Barcode
4	1	8769200686	Truly Spiked Spklg Berry ...	1.00	2.00	1.00	
5	1	63598554890	White Claw Variety Pk Hr...	1.00	2.00	1.00	
6	1	1820020208	Bud Light Seltzer Variety ...	1.00	2.00	1.00	

Segment #1 : Shelf #3 DEPTH: 22 in WIDTH: 23 in DISTANCE FROM TOP OF BASE SHELF TO BOTTOM OF SHELF: 21.00 in

POS	# FAC	UPC	NAME	CASES	CAPACITY	UNITS HIGH	Barcode
7	1	8769200991	Truly Spiked Spklg Lemo...	1.50	3.00	1.00	
8	1	85389700227	Bon & Viv SS Variety Pa...	1.50	3.00	1.00	
9	1	78615000014	Stella Artois 12/11B	1.00	2.00	1.00	

Segment #1 : Shelf #4 DEPTH: 22 in WIDTH: 23 in DISTANCE FROM TOP OF BASE SHELF TO BOTTOM OF SHELF: 0.00 in

POS	# FAC	UPC	NAME	CASES	CAPACITY	UNITS HIGH	Barcode
10	1	7289000016	Heineken 12/12B	2.00	4.00	2.00	
11	1	8066095675	Corona Light 12/12B	2.00	4.00	2.00	
12	1	8066095615	Corona Extra 12/12B	2.00	4.00	2.00	




Segment #2 : Shelf #1 DEPTH: 22 in WIDTH: 23 in DISTANCE FROM TOP OF BASE SHELF TO BOTTOM OF SHELF: 43.00 in

POS	# FAC	UPC	NAME	CASES	CAPACITY	UNITS HIGH	Barcode
13	1	8066095765	Modelo 6/12B	0.50	2.00	1.00	
14	1	7289000011	Heineken 6/12B	0.75	3.00	1.00	
15	1	8066095605	Corona Extra 6/12B	0.50	2.00	1.00	
16	1	1820020210	Bud Light Peels Variety 1...	1.50	3.00	1.00	




SCHEMATIC BACKING REPORT

697.PSA





Segment #2 : Shelf #2 DEPTH: 22 in WIDTH: 23 in DISTANCE FROM TOP OF BASE SHELF TO BOTTOM OF SHELF: 31.00 in

POS	#	FAC	UPC	NAME	CASES	CAPACITY	UNITS HIGH	Barcode
17	1		8066095757	Modelo 12/12B	1.00	2.00	1.00	
18	1		7861500001	Stella Artois 6/11B	0.50	2.00	1.00	
19	1		7199000048	Coors Light 12/12C	1.00	2.00	1.00	








Segment #2 : Shelf #3 DEPTH: 22 in WIDTH: 23 in DISTANCE FROM TOP OF BASE SHELF TO BOTTOM OF SHELF: 18.00 in

POS	#	FAC	UPC	NAME	CASES	CAPACITY	UNITS HIGH	Barcode
20	1		8248812300	Becks 12/12B	1.00	2.00	1.00	
21	1		1820005990	Michelob Ultra 12/12B	1.00	2.00	1.00	
22	1		1820000769	Bud Light 12/12B	1.00	2.00	1.00	


Segment #2 : Shelf #4 DEPTH: 22 in WIDTH: 23 in DISTANCE FROM TOP OF BASE SHELF TO BOTTOM OF SHELF: 0.00 in

POS	#	FAC	UPC	NAME	CASES	CAPACITY	UNITS HIGH	Barcode
23	1		8066095715	Modelo 12/12C	2.00	4.00	2.00	
24	1		1820053047	Bud Light 12/12C	2.00	4.00	2.00	
25	1		1820053218	Bud Light 18/12C	3.00	3.00	1.00	
26	1		1820011218	Budweiser 18/12C	3.00	3.00	1.00	

Segment #3 : Shelf #1 DEPTH: 22 in WIDTH: 23 in DISTANCE FROM TOP OF BASE SHELF TO BOTTOM OF SHELF: 43.00 in






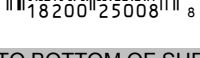
POS	#	FAC	UPC	NAME	CASES	CAPACITY	UNITS HIGH	Barcode
27	1		63598526038	White Claw Blk Cherry H...	0.33	8.00	1.00	
28	1		8769200970	Truly Spiked Spkg Pinea...	0.58	7.00	1.00	
29	1		8769200951	Truly Spiked Spkg Wild ...	0.58	7.00	1.00	
30	1		1820026062	Bud Light Seltzer Strawb...	0.47	7.00	1.00	
31	1		7289000119	Heineken 1/24C	0.58	7.00	1.00	
32	1		1820025001	Bud Light 1/25C	0.47	7.00	1.00	
33	1		1820025000	Budweiser 1/25C	0.47	7.00	1.00	

Segment #3 : Shelf #2 DEPTH: 22 in WIDTH: 23 in DISTANCE FROM TOP OF BASE SHELF TO BOTTOM OF SHELF: 32.00 in




POS	#	FAC	UPC	NAME	CASES	CAPACITY	UNITS HIGH	Barcode
34	1		7089701331	Fosters Lager 1/25C	0.50	6.00	1.00	

SCHEMATIC BACKING REPORT





697.PSA

35	1	8066095643	Corona Extra 1/24C	0.58	7.00	1.00	
36	1	8066095721	Modelo 1/24C	0.58	7.00	1.00	
37	1	7199030065	Coors Light 1/24C	0.58	7.00	1.00	
38	1	7199010071	Coors 1/24C	0.58	7.00	1.00	
39	1	1820025013	Natty Daddy 1/25C	0.47	7.00	1.00	
40	1	1820025008	Natural Ice 1/25C	0.47	7.00	1.00	

Segment #3 : Shelf #3 DEPTH: 22 in WIDTH: 23 in DISTANCE FROM TOP OF BASE SHELF TO BOTTOM OF SHELF: 20.00 in

POS #	FAC	UPC	NAME	CASES	CAPACITY	UNITS HIGH	Barcode
41	1	1820011047	Budweiser 12/12C	1.00	2.00	1.00	
42	1	3410001509	Miller High Life 12/12B	1.00	2.00	1.00	
43	1	1820020077	Natural Light 15/12C	2.00	4.00	2.00	

Segment #3 : Shelf #4 DEPTH: 22 in WIDTH: 23 in DISTANCE FROM TOP OF BASE SHELF TO BOTTOM OF SHELF: 0.00 in

POS #	FAC	UPC	NAME	CASES	CAPACITY	UNITS HIGH	Barcode
44	1	7199030017	Coors Light 18/12C	3.00	3.00	1.00	
45	1	7199030069	Coors Light 12/12B	2.00	4.00	2.00	
46	1	3410057340	Miller Lite 18/12C	3.00	3.00	1.00	
47	1	1820028443	Natural Ice 15/12C	1.50	3.00	1.00	

SKUs on Planogram: 47



697_12ft_OPEN_WARM



Printed: 7/2/2020

Traffic Flow Left-right

POG: 697.PSA

POG Size: 12'0.00

Segments 1 - 3 of 3

Page: 1

SCHEMATIC BACKING REPORT








697.PSA

Planogram: 697_12ft_OPEN_WARM

Segment #2 : Shelf #1 DEPTH: 12 in WIDTH: 144 in DISTANCE FROM TOP OF BASE SHELF TO BOTTOM OF SHELF: 36.00 in




POS	# FAC	UPC	NAME	CASES	CAPACITY	UNITS HIGH	Barcode
1	1	63598554890	White Claw Variety Pk Hr...	1.00	2.00	2.00	
2	1	63598580006	White Claw Variety Pk2 ...	1.00	2.00	2.00	
3	1	85389700227	Bon & Viv SS Variety Pa...	1.00	2.00	2.00	
4	1	1820020208	Bud Light Seltzer Variety ...	1.00	2.00	2.00	
5	1	3354400043	Corona Seltzer Variety P...	1.00	2.00	2.00	
6	1	8769282102	Angry Orchard Crisp App...	0.50	2.00	1.00	
15	1	8769200660	Angry Orchard Rose 6/12B	0.50	2.00	1.00	
16	1	81760601020	Captain Lawrence IPA 6/...	0.50	2.00	1.00	
17	2	7199009511	Blue Moon Belgian White...	1.00	4.00	1.00	
18	1	7199009591	Blue Moon Light Sky 6/12C	1.00	4.00	2.00	
19	1	78615000001	Stella Artois 6/11B	0.50	2.00	1.00	
28	1	8066095605	Corona Extra 6/12B	0.50	2.00	1.00	
29	1	3354495041	Corona Premier 6/12B	0.50	2.00	1.00	
30	2	8066095765	Modelo 6/12B	1.00	4.00	1.00	
31	2	3410001509	Miller High Life 12/12B	1.00	2.00	1.00	

Segment #2 : Shelf #2 DEPTH: 12 in WIDTH: 144 in DISTANCE FROM TOP OF BASE SHELF TO BOTTOM OF SHELF: 24.00 in






POS	# FAC	UPC	NAME	CASES	CAPACITY	UNITS HIGH	Barcode
7	1	75452700161	New Belgium Fat Tire A...	0.50	1.00	1.00	
8	1	8248812300	Becks 12/12B	0.50	1.00	1.00	
9	2	8066095757	Modelo 12/12B	1.00	2.00	1.00	
10	1	7289000159	Heineken Premium Light ...	0.50	1.00	1.00	
20	1	7289000020	Heineken 12/12C	1.00	2.00	2.00	
21	1	8066095680	Corona Extra 18/12B	1.00	1.00	1.00	
22	1	1820053047	Bud Light 12/12C	1.00	2.00	2.00	
23	1	1820011047	Budweiser 12/12C	1.00	2.00	2.00	

SCHEMATIC BACKING REPORT







697.PSA

32	2	7199030069	Coors Light 12/12B	1.00	2.00	1.00	
33	1	7199000048	Coors Light 12/12C	1.00	2.00	2.00	
34	2	1820028443	Natural Ice 15/12C	2.00	4.00	2.00	

Segment #2 : Shelf #3 DEPTH: 12 in WIDTH: 144 in DISTANCE FROM TOP OF BASE SHELF TO BOTTOM OF SHELF: 12.00 in

POS	# FAC	UPC	NAME	CASES	CAPACITY	UNITS HIGH	Barcode
11	3	7861500014	Stella Artois 12/11B	1.50	3.00	1.00	
12	3	8066095715	Modelo 12/12C	3.00	6.00	2.00	
24	1	1820000769	Bud Light 12/12B	0.50	1.00	1.00	
25	3	1820053218	Bud Light 18/12C	6.00	6.00	2.00	
35	2	1820011218	Budweiser 18/12C	4.00	4.00	2.00	

Segment #2 : Shelf #4 DEPTH: 12 in WIDTH: 144 in DISTANCE FROM TOP OF BASE SHELF TO BOTTOM OF SHELF: 0.00 in

POS	# FAC	UPC	NAME	CASES	CAPACITY	UNITS HIGH	Barcode
13	2	7289000016	Heineken 12/12B	1.00	2.00	1.00	
14	2	8066095675	Corona Light 12/12B	1.00	2.00	1.00	
26	4	8066095615	Corona Extra 12/12B	2.00	4.00	1.00	
27	2	7199030078	Coors Light 18/12B	2.00	2.00	1.00	
36	2	7199030017	Coors Light 18/12C	4.00	4.00	2.00	
37	2	1820020077	Natural Light 15/12C	2.00	4.00	2.00	

SKUs on Planogram: 37