



5861_8_DOOR_COLD





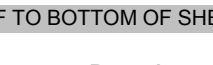


SCHEMATIC BACKING REPORT





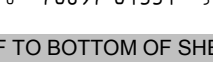
5861.PSA

Planogram: 5861_8_DOOR_COLD





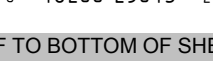
Segment #1 : Shelf #1 DEPTH: 24 in WIDTH: 22 in DISTANCE FROM TOP OF BASE SHELF TO BOTTOM OF SHELF: 69.00 in

POS	# FAC	UPC	NAME	CASES	CAPACITY	UNITS HIGH	Barcode
1	1	63598526038	White Claw Blk Cherry H...	0.38	9.00	1.00	
2	1	8769200951	Truly Spiked Spklig Wild ...	0.67	8.00	1.00	
3	1	8769283231	Twisted Tea 1/24C	0.67	8.00	1.00	
4	1	1820025014	Ritas Lime-A-Rita 1/25C	0.53	8.00	1.00	
5	1	1820025505	Ritas Straw-Ber-Rita 1/2...	0.53	8.00	1.00	
6	1	7289000119	Heineken 1/24C	0.67	8.00	1.00	
7	1	7089718331	Fosters Premium Ale 1/2...	0.58	7.00	1.00	


Segment #1 : Shelf #2 DEPTH: 24 in WIDTH: 22 in DISTANCE FROM TOP OF BASE SHELF TO BOTTOM OF SHELF: 58.00 in

POS	# FAC	UPC	NAME	CASES	CAPACITY	UNITS HIGH	Barcode
8	1	1820026061	Bud Light Seltzer Black ...	0.53	8.00	1.00	
9	1	1820025001	Bud Light 1/25C	0.53	8.00	1.00	
10	1	8066095721	Modelo 1/24C	0.67	8.00	1.00	
11	1	8066095643	Corona Extra 1/24C	0.67	8.00	1.00	
12	2	7089701331	Fosters Lager 1/25C	1.17	14.00	1.00	

Segment #1 : Shelf #3 DEPTH: 24 in WIDTH: 22 in DISTANCE FROM TOP OF BASE SHELF TO BOTTOM OF SHELF: 45.00 in


POS	# FAC	UPC	NAME	CASES	CAPACITY	UNITS HIGH	Barcode
13	1	1820025000	Budweiser 1/25C	0.53	8.00	1.00	
14	2	7199030065	Coors Light 1/24C	1.33	16.00	1.00	
15	1	7199010071	Coors 1/24C	0.67	8.00	1.00	
16	2	1820025008	Natural Ice 1/25C	1.07	16.00	1.00	
17	1	1820025013	Natty Daddy 1/25C	0.53	8.00	1.00	


Segment #1 : Shelf #4 DEPTH: 24 in WIDTH: 22 in DISTANCE FROM TOP OF BASE SHELF TO BOTTOM OF SHELF: 25.00 in

POS	# FAC	UPC	NAME	CASES	CAPACITY	UNITS HIGH	Barcode
18	1	2210000170	Pabst 12/12C	3.00	6.00	3.00	




SCHEMATIC BACKING REPORT

5861.PSA





19	1	3410057509	Miller Lite 12/12B	2.00	4.00	2.00	
----	---	------------	--------------------	------	------	------	---

20	1	3410057636	Miller Lite 12/12C	2.00	4.00	2.00	
----	---	------------	--------------------	------	------	------	---



Segment #1 : Shelf #5 DEPTH: 24 in WIDTH: 22 in DISTANCE FROM TOP OF BASE SHELF TO BOTTOM OF SHELF: 2.00 in

POS	# FAC	UPC	NAME	CASES	CAPACITY	UNITS HIGH	Barcode
21	1	3410001509	Miller High Life 12/12B	2.00	4.00	2.00	
22	1	3410001636	Miller High Life 12/12C	2.00	4.00	2.00	
23	1	7199030069	Coors Light 12/12B	2.00	4.00	2.00	


Segment #2 : Shelf #1 DEPTH: 24 in WIDTH: 22 in DISTANCE FROM TOP OF BASE SHELF TO BOTTOM OF SHELF: 69.00 in

POS	# FAC	UPC	NAME	CASES	CAPACITY	UNITS HIGH	Barcode
24	1	86036700072	Sloop Juice Bomb IPA 4/...	0.67	4.00	1.00	
25	1	85909300246	SixPoint Resin 6/12C	0.75	3.00	1.00	
26	1	85909300243	SixPoint Bengali 6/12C	0.75	3.00	1.00	
27	1	73692011651	Goose Island India Pale ...	0.50	1.00	1.00	



Segment #2 : Shelf #2 DEPTH: 24 in WIDTH: 22 in DISTANCE FROM TOP OF BASE SHELF TO BOTTOM OF SHELF: 57.00 in

POS	# FAC	UPC	NAME	CASES	CAPACITY	UNITS HIGH	Barcode
28	2	1820011047	Budweiser 12/12C	3.00	6.00	1.00	
29	1	1820000771	Budweiser 12/12B	1.00	2.00	1.00	


Segment #2 : Shelf #3 DEPTH: 24 in WIDTH: 22 in DISTANCE FROM TOP OF BASE SHELF TO BOTTOM OF SHELF: 45.00 in

POS	# FAC	UPC	NAME	CASES	CAPACITY	UNITS HIGH	Barcode
30	4	7199000048	Coors Light 12/12C	6.00	12.00	1.00	

Segment #2 : Shelf #4 DEPTH: 24 in WIDTH: 22 in DISTANCE FROM TOP OF BASE SHELF TO BOTTOM OF SHELF: 25.00 in


POS	# FAC	UPC	NAME	CASES	CAPACITY	UNITS HIGH	Barcode
31	3	7199030017	Coors Light 18/12C	9.00	9.00	1.00	
32	1	1820011218	Budweiser 18/12C	3.00	3.00	1.00	

Segment #2 : Shelf #5 DEPTH: 24 in WIDTH: 22 in DISTANCE FROM TOP OF BASE SHELF TO BOTTOM OF SHELF: 2.00 in





POS	# FAC	UPC	NAME	CASES	CAPACITY	UNITS HIGH	Barcode
33	2	7199030078	Coors Light 18/12B	4.00	4.00	2.00	

SCHEMATIC BACKING REPORT

5861.PSA

34	1	1820011218	Budweiser 18/12C	3.00	3.00	1.00	
----	---	------------	------------------	------	------	------	---



Segment #3 : Shelf #1 DEPTH: 24 in WIDTH: 22 in DISTANCE FROM TOP OF BASE SHELF TO BOTTOM OF SHELF: 69.00 in

POS	# FAC	UPC	NAME	CASES	CAPACITY	UNITS HIGH	Barcode
35	1	3061300001	Brooklyn Lager 6/12B	0.75	3.00	1.00	
36	1	3061300019	Brooklyn East India Pale ...	0.75	3.00	1.00	
37	1	3061300053	Brooklyn Seasonal 6/12B	0.75	3.00	1.00	
38	1	60690500830	Ithaca Flower Power IPA ...	0.75	3.00	1.00	




Segment #3 : Shelf #2 DEPTH: 24 in WIDTH: 22 in DISTANCE FROM TOP OF BASE SHELF TO BOTTOM OF SHELF: 57.00 in

POS	# FAC	UPC	NAME	CASES	CAPACITY	UNITS HIGH	Barcode
39	1	86273700006	Montauk Summer Ale 6/1...	1.50	6.00	2.00	
40	1	86907100027	Montauk Wave Chaser I...	1.50	6.00	2.00	
41	1	8378311010	Sierra Nevada Hazy Little...	1.50	6.00	2.00	
42	1	75452700885	New Belgium Voodoo Ra...	1.50	6.00	2.00	




Segment #3 : Shelf #3 DEPTH: 24 in WIDTH: 22 in DISTANCE FROM TOP OF BASE SHELF TO BOTTOM OF SHELF: 45.00 in

POS	# FAC	UPC	NAME	CASES	CAPACITY	UNITS HIGH	Barcode
43	1	7199009591	Blue Moon Light Sky 6/12C	1.50	6.00	2.00	
44	2	7199009511	Blue Moon Belgian White...	2.00	8.00	1.00	

Segment #3 : Shelf #4 DEPTH: 24 in WIDTH: 22 in DISTANCE FROM TOP OF BASE SHELF TO BOTTOM OF SHELF: 25.00 in

POS	# FAC	UPC	NAME	CASES	CAPACITY	UNITS HIGH	Barcode
45	1	1820053047	Bud Light 12/12C	2.00	4.00	2.00	
46	1	1820005990	Michelob Ultra 12/12B	2.00	4.00	2.00	
47	1	7199009516	Blue Moon Belgian White...	2.00	4.00	2.00	




Segment #3 : Shelf #5 DEPTH: 24 in WIDTH: 22 in DISTANCE FROM TOP OF BASE SHELF TO BOTTOM OF SHELF: 2.00 in

POS	# FAC	UPC	NAME	CASES	CAPACITY	UNITS HIGH	Barcode
48	1	1820053218	Bud Light 18/12C	4.00	4.00	4.00	
49	1	1820000769	Bud Light 12/12B	2.00	4.00	2.00	
50	1	1820096721	Michelob Ultra 18/12C SC	3.00	3.00	3.00	



Segment #4 : Shelf #1 DEPTH: 24 in WIDTH: 22 in DISTANCE FROM TOP OF BASE SHELF TO BOTTOM OF SHELF: 69.00 in

SCHEMATIC BACKING REPORT




5861.PSA

POS	# FAC	UPC	NAME	CASES	CAPACITY	UNITS HIGH	Barcode
51	1	81760601000	Captain Lawrence Pale A...	0.75	3.00	1.00	
52	1	81760601020	Captain Lawrence IPA 6/...	0.75	3.00	1.00	
53	2	81957801006	Two Roads Road 2 Ruin ...	1.50	6.00	1.00	




Segment #4 : Shelf #2 DEPTH: 24 in WIDTH: 22 in DISTANCE FROM TOP OF BASE SHELF TO BOTTOM OF SHELF: 57.00 in

POS	# FAC	UPC	NAME	CASES	CAPACITY	UNITS HIGH	Barcode
54	1	8769201103	Samuel Adams Seasonal...	1.50	3.00	1.00	
55	1	8769230050	Samuel Adams Seasonal...	1.00	4.00	1.00	


Segment #4 : Shelf #3 DEPTH: 24 in WIDTH: 22 in DISTANCE FROM TOP OF BASE SHELF TO BOTTOM OF SHELF: 45.00 in

POS	# FAC	UPC	NAME	CASES	CAPACITY	UNITS HIGH	Barcode
56	1	1820005989	Michelob Ultra 6/12B	0.75	3.00	1.00	
57	1	78615000146	Hoegaarden 6/11B	0.75	3.00	1.00	
58	2	78615000001	Stella Artois 6/11B	1.50	6.00	1.00	




Segment #4 : Shelf #4 DEPTH: 24 in WIDTH: 22 in DISTANCE FROM TOP OF BASE SHELF TO BOTTOM OF SHELF: 24.00 in

POS	# FAC	UPC	NAME	CASES	CAPACITY	UNITS HIGH	Barcode
59	1	64286090024	Founders All Day IPA 15/...	1.00	2.00	2.00	
60	1	8992427896	Yuengling Traditional Lag...	2.00	4.00	2.00	
61	1	8769210014	Samuel Adams Boston L...	2.00	4.00	2.00	

Segment #4 : Shelf #5 DEPTH: 24 in WIDTH: 22 in DISTANCE FROM TOP OF BASE SHELF TO BOTTOM OF SHELF: 2.00 in

POS	# FAC	UPC	NAME	CASES	CAPACITY	UNITS HIGH	Barcode
62	2	78615000014	Stella Artois 12/11B	6.00	12.00	2.00	





Segment #5 : Shelf #1 DEPTH: 24 in WIDTH: 27 in DISTANCE FROM TOP OF BASE SHELF TO BOTTOM OF SHELF: 57.00 in

POS	# FAC	UPC	NAME	CASES	CAPACITY	UNITS HIGH	Barcode
63	2	72383010009	Lagunitas IPA 12/12B	2.00	4.00	1.00	
64	1	8382012368	Guinness Draught 8/15C	0.67	2.00	1.00	
65	1	8382012393	Guinness Extra Stout 6/1...	0.75	3.00	1.00	




Segment #5 : Shelf #2 DEPTH: 24 in WIDTH: 27 in DISTANCE FROM TOP OF BASE SHELF TO BOTTOM OF SHELF: 45.00 in

SCHEMATIC BACKING REPORT



5861.PSA

POS #	FAC	UPC	NAME	CASES	CAPACITY	UNITS HIGH	Barcode
66	1	7289000621	Heineken 0.0 6/12B	0.75	3.00	1.00	
67	2	7289000011	Heineken 6/12B	1.50	6.00	1.00	
68	1	7231163012	Dos Equis Lager 6/12B	0.75	3.00	1.00	
69	1	8066095785	Negra Modelo 6/12B	0.50	2.00	1.00	




Segment #5 : Shelf #3 DEPTH: 24 in WIDTH: 27 in DISTANCE FROM TOP OF BASE SHELF TO BOTTOM OF SHELF: 24.00 in

POS #	FAC	UPC	NAME	CASES	CAPACITY	UNITS HIGH	Barcode
70	1	7289000020	Heineken 12/12C	2.00	4.00	2.00	
71	1	7289000159	Heineken Premium Light ...	2.00	4.00	2.00	
72	1	7289000016	Heineken 12/12B	2.00	4.00	2.00	



Segment #5 : Shelf #4 DEPTH: 24 in WIDTH: 27 in DISTANCE FROM TOP OF BASE SHELF TO BOTTOM OF SHELF: 2.00 in

POS #	FAC	UPC	NAME	CASES	CAPACITY	UNITS HIGH	Barcode
73	1	7289000016	Heineken 12/12B	3.00	6.00	2.00	
74	2	7289000016	Heineken 12/12B	4.00	8.00	2.00	



Segment #6 : Shelf #1 DEPTH: 27 in WIDTH: 22 in DISTANCE FROM TOP OF BASE SHELF TO BOTTOM OF SHELF: 70.00 in

POS #	FAC	UPC	NAME	CASES	CAPACITY	UNITS HIGH	Barcode
75	1	8769282102	Angry Orchard Crisp App...	0.75	3.00	1.00	
76	1	3410051660	Henry's Hard Sprkling Var...	1.50	3.00	1.00	
77	1	8200078142	Smirnoff Spk Seltzer Mix...	2.00	4.00	1.00	

Segment #6 : Shelf #2 DEPTH: 27 in WIDTH: 22 in DISTANCE FROM TOP OF BASE SHELF TO BOTTOM OF SHELF: 58.00 in

POS #	FAC	UPC	NAME	CASES	CAPACITY	UNITS HIGH	Barcode
78	2	8066095715	Modelo 12/12C	3.00	6.00	1.00	
79	2	8066095765	Modelo 6/12B	1.50	6.00	1.00	




Segment #6 : Shelf #3 DEPTH: 27 in WIDTH: 22 in DISTANCE FROM TOP OF BASE SHELF TO BOTTOM OF SHELF: 47.00 in

POS #	FAC	UPC	NAME	CASES	CAPACITY	UNITS HIGH	Barcode
80	1	8066095787	Negra Modelo 12/12B	1.00	2.00	1.00	
81	1	3354495053	Corona Familiar 12/12B	1.50	3.00	1.00	



Segment #6 : Shelf #4 DEPTH: 27 in WIDTH: 22 in DISTANCE FROM TOP OF BASE SHELF TO BOTTOM OF SHELF: 27.00 in

SCHEMATIC BACKING REPORT




5861.PSA

POS	# FAC	UPC	NAME	CASES	CAPACITY	UNITS HIGH	Barcode
82	1	3410051607	Leinenkugel Seasonal Sh...	1.00	2.00	1.00	
83	1	8066095675	Corona Light 12/12B	1.00	2.00	1.00	
84	1	8066095695	Corona Extra 12/12C	2.00	4.00	2.00	




Segment #6 : Shelf #5 DEPTH: 27 in WIDTH: 22 in DISTANCE FROM TOP OF BASE SHELF TO BOTTOM OF SHELF: 2.00 in

POS	# FAC	UPC	NAME	CASES	CAPACITY	UNITS HIGH	Barcode
85	1	8066095757	Modelo 12/12B	4.50	9.00	3.00	
86	1	8066095757	Modelo 12/12B	3.00	6.00	3.00	



Segment #7 : Shelf #1 DEPTH: 27 in WIDTH: 22 in DISTANCE FROM TOP OF BASE SHELF TO BOTTOM OF SHELF: 70.00 in

POS	# FAC	UPC	NAME	CASES	CAPACITY	UNITS HIGH	Barcode
87	1	3354400013	Corona Refresca Variety ...	1.50	3.00	1.00	
88	1	3354400043	Corona Seltzer Variety P...	2.00	4.00	1.00	
89	1	85389700227	Bon & Viv SS Variety Pa...	2.00	4.00	1.00	



Segment #7 : Shelf #2 DEPTH: 27 in WIDTH: 22 in DISTANCE FROM TOP OF BASE SHELF TO BOTTOM OF SHELF: 58.00 in

POS	# FAC	UPC	NAME	CASES	CAPACITY	UNITS HIGH	Barcode
90	1	8769200378	Twisted Tea Mix Pack 12/...	1.00	2.00	1.00	
91	1	8043280290	Seagram's Escapes Vari...	1.00	2.00	1.00	
92	1	1820020208	Bud Light Seltzer Variety ...	1.50	3.00	1.00	

Segment #7 : Shelf #3 DEPTH: 27 in WIDTH: 22 in DISTANCE FROM TOP OF BASE SHELF TO BOTTOM OF SHELF: 47.00 in

POS	# FAC	UPC	NAME	CASES	CAPACITY	UNITS HIGH	Barcode
93	1	63598512998	Mikes Hard Variety Pack ...	1.00	2.00	1.00	
94	2	63598510062	Mikes Hard Lemonade 6/...	1.50	6.00	1.00	


Segment #7 : Shelf #4 DEPTH: 27 in WIDTH: 22 in DISTANCE FROM TOP OF BASE SHELF TO BOTTOM OF SHELF: 35.00 in

POS	# FAC	UPC	NAME	CASES	CAPACITY	UNITS HIGH	Barcode
95	1	3354495042	Corona Premier 12/12B	1.00	2.00	1.00	
96	1	8769283103	Twisted Tea 12/12B	1.00	2.00	1.00	



Segment #7 : Shelf #5 DEPTH: 27 in WIDTH: 22 in DISTANCE FROM TOP OF BASE SHELF TO BOTTOM OF SHELF: 24.00 in

SCHEMATIC BACKING REPORT




5861.PSA

POS #	FAC	UPC	NAME	CASES	CAPACITY	UNITS HIGH	Barcode
97	2	8066095615	Corona Extra 12/12B	3.00	6.00	1.00	 2


Segment #7 : Shelf #6 DEPTH: 27 in WIDTH: 22 in DISTANCE FROM TOP OF BASE SHELF TO BOTTOM OF SHELF: 3.00 in

POS #	FAC	UPC	NAME	CASES	CAPACITY	UNITS HIGH	Barcode
98	1	8066095757	Modelo 12/12B	2.00	4.00	2.00	 9
99	1	8066095615	Corona Extra 12/12B	3.00	6.00	2.00	 2




Segment #8 : Shelf #1 DEPTH: 24 in WIDTH: 22 in DISTANCE FROM TOP OF BASE SHELF TO BOTTOM OF SHELF: 70.00 in

POS #	FAC	UPC	NAME	CASES	CAPACITY	UNITS HIGH	Barcode
100	1	63598526087	White Claw Mango HrdS...	0.75	3.00	1.00	 5
101	1	63598520025	White Claw Blk Cherry H...	0.75	3.00	1.00	 3
102	2	63598580006	White Claw Variety Pk2 ...	3.00	6.00	1.00	 4



Segment #8 : Shelf #2 DEPTH: 24 in WIDTH: 22 in DISTANCE FROM TOP OF BASE SHELF TO BOTTOM OF SHELF: 58.00 in

POS #	FAC	UPC	NAME	CASES	CAPACITY	UNITS HIGH	Barcode
103	3	63598554890	White Claw Variety Pk Hr...	4.50	9.00	1.00	 4



Segment #8 : Shelf #3 DEPTH: 24 in WIDTH: 22 in DISTANCE FROM TOP OF BASE SHELF TO BOTTOM OF SHELF: 47.00 in

POS #	FAC	UPC	NAME	CASES	CAPACITY	UNITS HIGH	Barcode
104	1	8769200686	Truly Spiked Spkkg Berry ...	1.50	3.00	1.00	 2
105	1	8769200804	Truly Spiked Spkkg Tropi...	1.50	3.00	1.00	 0
106	1	8769200991	Truly Spiked Spkkg Lemo...	1.50	3.00	1.00	 7

Segment #8 : Shelf #4 DEPTH: 24 in WIDTH: 22 in DISTANCE FROM TOP OF BASE SHELF TO BOTTOM OF SHELF: 35.00 in

POS #	FAC	UPC	NAME	CASES	CAPACITY	UNITS HIGH	Barcode
107	2	8066095615	Corona Extra 12/12B	2.00	4.00	1.00	 2
108	1	8066095605	Corona Extra 6/12B	0.75	3.00	1.00	 3


Segment #8 : Shelf #5 DEPTH: 24 in WIDTH: 22 in DISTANCE FROM TOP OF BASE SHELF TO BOTTOM OF SHELF: 24.00 in

POS #	FAC	UPC	NAME	CASES	CAPACITY	UNITS HIGH	Barcode
109	2	8066095615	Corona Extra 12/12B	2.00	4.00	1.00	 2
110	1	8066095625	Corona Light 6/12B	0.75	3.00	1.00	 1

SCHEMATIC BACKING REPORT

5861.PSA

Segment #8 : Shelf #6 DEPTH: 24 in WIDTH: 22 in DISTANCE FROM TOP OF BASE SHELF TO BOTTOM OF SHELF: 3.00 in

POS	#	FAC	UPC	NAME	CASES	CAPACITY	UNITS HIGH	Barcode
111	2		8066095615	Corona Extra 12/12B	6.00	12.00	2.00	 0 80660 95615 2

SKUs on Planogram: 102