




2550\_2\_DOOR\_COLD






**SCHEMATIC BACKING REPORT**




2550.PSA

**Planogram: 2550\_2\_DOOR\_COLD**




Segment #1 : Shelf #1 DEPTH: 22 in WIDTH: 24 in DISTANCE FROM TOP OF BASE SHELF TO BOTTOM OF SHELF: 48.00 in

POS #	FAC	UPC	NAME	CASES	CAPACITY	UNITS HIGH	Barcode
1	1	63598554890	White Claw Variety Pk Hr...	1.50	3.00	1.00	
2	1	63598580006	White Claw Variety Pk2 ...	1.50	3.00	1.00	
3	1	85389700227	Bon & Viv SS Variety Pa...	1.50	3.00	1.00	




Segment #1 : Shelf #2 DEPTH: 22 in WIDTH: 24 in DISTANCE FROM TOP OF BASE SHELF TO BOTTOM OF SHELF: 35.00 in

POS #	FAC	UPC	NAME	CASES	CAPACITY	UNITS HIGH	Barcode
4	1	1820020208	Bud Light Seltzer Variety ...	1.50	3.00	1.00	
5	1	7289000016	Heineken 12/12B	1.00	2.00	1.00	
6	1	8066095605	Corona Extra 6/12B	0.50	2.00	1.00	





Segment #1 : Shelf #3 DEPTH: 22 in WIDTH: 24 in DISTANCE FROM TOP OF BASE SHELF TO BOTTOM OF SHELF: 22.00 in

POS #	FAC	UPC	NAME	CASES	CAPACITY	UNITS HIGH	Barcode
7	1	78615000014	Stella Artois 12/11B	1.00	2.00	1.00	
8	1	8066095675	Corona Light 12/12B	1.00	2.00	1.00	
9	1	8066095615	Corona Extra 12/12B	1.00	2.00	1.00	

Segment #1 : Shelf #4 DEPTH: 22 in WIDTH: 24 in DISTANCE FROM TOP OF BASE SHELF TO BOTTOM OF SHELF: 0.00 in




POS #	FAC	UPC	NAME	CASES	CAPACITY	UNITS HIGH	Barcode
10	1	3354495042	Corona Premier 12/12B	2.00	4.00	2.00	
11	1	8066095757	Modelo 12/12B	2.00	4.00	2.00	
12	1	8248812300	Becks 12/12B	2.00	4.00	2.00	

Segment #2 : Shelf #1 DEPTH: 22 in WIDTH: 24 in DISTANCE FROM TOP OF BASE SHELF TO BOTTOM OF SHELF: 48.00 in





POS #	FAC	UPC	NAME	CASES	CAPACITY	UNITS HIGH	Barcode
13	1	63598526038	White Claw Blk Cherry H...	0.33	8.00	1.00	
14	1	7289000119	Heineken 1/24C	0.58	7.00	1.00	
15	1	8066095721	Modelo 1/24C	0.58	7.00	1.00	
16	1	1820025001	Bud Light 1/25C	0.47	7.00	1.00	

**SCHEMATIC BACKING REPORT**




2550.PSA

17	1	7199030065	Coors Light 1/24C	0.58	7.00	1.00	
18	1	7199010071	Coors 1/24C	0.58	7.00	1.00	
19	1	7089701331	Fosters Lager 1/25C	0.50	6.00	1.00	





Segment #2 : Shelf #2 DEPTH: 22 in WIDTH: 24 in DISTANCE FROM TOP OF BASE SHELF TO BOTTOM OF SHELF: 35.00 in

POS	# FAC	UPC	NAME	CASES	CAPACITY	UNITS HIGH	Barcode
20	1	8066095715	Modelo 12/12C	1.00	2.00	1.00	
21	1	1820053047	Bud Light 12/12C	1.00	2.00	1.00	
22	1	1820011047	Budweiser 12/12C	1.00	2.00	1.00	
23	1	3410057340	Miller Lite 18/12C	2.00	2.00	2.00	

Segment #2 : Shelf #3 DEPTH: 22 in WIDTH: 24 in DISTANCE FROM TOP OF BASE SHELF TO BOTTOM OF SHELF: 22.00 in

POS	# FAC	UPC	NAME	CASES	CAPACITY	UNITS HIGH	Barcode
24	1	1820005990	Michelob Ultra 12/12B	1.00	2.00	1.00	
25	1	7199030069	Coors Light 12/12B	1.00	2.00	1.00	
26	1	1820020077	Natural Light 15/12C	1.00	2.00	2.00	

Segment #2 : Shelf #4 DEPTH: 22 in WIDTH: 24 in DISTANCE FROM TOP OF BASE SHELF TO BOTTOM OF SHELF: 0.00 in

POS	# FAC	UPC	NAME	CASES	CAPACITY	UNITS HIGH	Barcode
27	1	1820053218	Bud Light 18/12C	3.00	3.00	1.00	
28	1	1820011218	Budweiser 18/12C	3.00	3.00	1.00	
29	1	7199030017	Coors Light 18/12C	3.00	3.00	1.00	
30	1	7199000048	Coors Light 12/12C	3.00	6.00	3.00	

SKUs on Planogram: 30