



2960_3_DOOR_COLD





2960_3_DOOR_COLD



Printed: 7/9/2020

Traffic Flow Left-right

POG: 2960.psa

POG Size: 5'6.00
Segments 1 - 3 of 3
Page: 2



2960_3_DOOR_COLD



Printed: 7/9/2020

Traffic Flow Left-right

POG: 2960.psa

POG Size: 5'6.00

Segments 1 - 3 of 3

Page: 3



2960_3_DOOR_COLD





2960_3_DOOR_COLD



Printed: 7/9/2020

Traffic Flow Left-right

POG: 2960.psa


POG Size: 5'6.00

Segment: 2 of 3

Page: 5



2960_3_DOOR_COLD



SCHEMATIC BACKING REPORT

2960.psa

Planogram: 2960_3_DOOR_COLD

Segment #1 : Shelf #1 DEPTH: 24 in WIDTH: 22 in DISTANCE FROM TOP OF BASE SHELF TO BOTTOM OF SHELF: 40.00 in

POS #	FAC	UPC	NAME	CASES	CAPACI...	UNITS HIGH	DOS	MVMT	Barcode
10	1	8200078142	SMIRNOFF SPIKED SE...	9999999...	2.00	1.00	0.00	0.00	
11	1	75452700421	NEW BELGIUM VOOD...	9999999...	3.00	1.00	0.00	0.00	
12	1	86907100026	MTK 2NDSSNL 6PK CN	0.75	3.00	1.00	39.03	0.54	
13	1	86907100027	MTK WAVE CHSR 6PKC	0.75	3.00	1.00	16.55	1.27	

Segment #1 : Shelf #2 DEPTH: 24 in WIDTH: 22 in DISTANCE FROM TOP OF BASE SHELF TO BOTTOM OF SHELF: 29.00 in

POS #	FAC	UPC	NAME	CASES	CAPACI...	UNITS HIGH	DOS	MVMT	Barcode
14	1	8769200804	TRULY TROP 12PKCN	9999999...	3.00	1.00	304.35	0.12	
15	1	8769200991	TRULY SPIKED & SPAR...	9999999...	3.00	1.00	0.00	0.00	
16	1	8043280290	SEAGRAM'S ESCAPES...	9999999...	2.00	1.00	0.00	0.00	

Segment #1 : Shelf #3 DEPTH: 24 in WIDTH: 22 in DISTANCE FROM TOP OF BASE SHELF TO BOTTOM OF SHELF: 20.00 in

POS #	FAC	UPC	NAME	CASES	CAPACI...	UNITS HIGH	DOS	MVMT	Barcode
17	1	1820020208	BL SELTZER 12PKCN	9999999...	2.00	1.00	363.64	0.08	
18	1	3354400043	CORONA HARD SELTZ...	9999999...	2.00	1.00	0.00	0.00	
19	1	85389700227	BON & VIV VR 12PK	1.00	2.00	1.00	10.11	1.39	

Segment #1 : Shelf #4 DEPTH: 24 in WIDTH: 22 in DISTANCE FROM TOP OF BASE SHELF TO BOTTOM OF SHELF: 0.00 in

POS #	FAC	UPC	NAME	CASES	CAPACI...	UNITS HIGH	DOS	MVMT	Barcode
20	1	63598554890	WHT CLW SLZ 12PKCN	3.00	6.00	2.00	18.51	2.27	
21	1	63598580006	WHITE CLAW VARIET...	9999999...	6.00	2.00	0.00	0.00	
22	1	7289000016	HEINEKEN 12PK BTL	2.00	4.00	2.00	30.34	0.92	

Segment #2 : Shelf #1 DEPTH: 24 in WIDTH: 80 in DISTANCE FROM TOP OF BASE SHELF TO BOTTOM OF SHELF: 66.00 in
















POS #	FAC	UPC	NAME	CASES	CAPACI...	UNITS HIGH	DOS	MVMT	Barcode
1	1	63598580006	WHITE CLAW VARIET...	9999999...	2.00	1.00	0.00	0.00	
2	1	63598500004	WHITE CLAW SURGE ...	9999999...	9.00	1.00	0.00	0.00	
3	1	7289000621	HEINEKEN 0.0 NA 6/12B	9999999...	3.00	1.00	0.00	0.00	

SCHEMATIC BACKING REPORT

2960.psa

4	1	8043280290	SEAGRAM'S ESCAPES...	9999999...	2.00	1.00	0.00	0.00	0		0
23	1	8200078142	SMIRNOFF SPIKED SE...	9999999...	2.00	1.00	0.00	0.00	0		0
24	1	1820025013	NATTY DADDY 1/25C	9999999...	8.00	1.00	0.00	0.00	0		0
25	1	8066095721	MODELO ESPECIAL 1/...	9999999...	8.00	1.00	0.00	0.00	0		0
26	1	75452700421	NEW BELGIUM VOOD...	9999999...	3.00	1.00	0.00	0.00	0		0
27	1	1820020210	BUD LIGHT PEELS VA...	9999999...	2.00	1.00	0.00	0.00	0		0
46	1	7199009516	BLUE MOON BELGIAN ...	9999999...	2.00	1.00	0.00	0.00	0		0
47	1	3354400043	CORONA HARD SELTZ...	9999999...	2.00	1.00	0.00	0.00	0		0
48	1	1820020208	BL SELTZER 12PKCN	9999999...	2.00	1.00	363.64	0.08	0		0
71	1	8769200804	TRULY TROP 12PKCN	9999999...	2.00	1.00	304.35	0.12	0		0
72	1	8769200991	TRULY SPIKED & SPAR...	9999999...	2.00	1.00	0.00	0.00	0		0




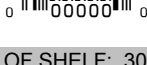
Segment #2 : Shelf #2 DEPTH: 24 in WIDTH: 80 in DISTANCE FROM TOP OF BASE SHELF TO BOTTOM OF SHELF: 54.00 in

POS	#	FAC	UPC	NAME	CASES	CAPACI...	UNITS HIGH	DOS	MVMT	Barcode
5	1		75452700161	NEW BGM FTR 12PKCN	9999999...	2.00	1.00	368.42	0.04	
6	1		75452700022	NEW BGM FTAM 6PKBT	9999999...	3.00	1.00	32.11	0.65	
7	1		61300874829	ANPALM SPDHH 1PK	9999999...	8.00	1.00	45.49	1.23	
8	1		8769283231	TWISTED TEA SGL CN	9999999...	8.00	1.00	52.00	1.08	
9	1		1820020079	BUD LT ORG 6PK BTL	9999999...	3.00	1.00	90.91	0.23	
28	1		8769210012	SAMADM BOSTLGR 6PK	9999999...	3.00	1.00	109.38	0.19	
29	1		1820096721	MICH ULTRA 18PK CN	9999999...	1.00	1.00	60.87	0.12	
30	1		8248812300	BECKS 12 PK BT	9999999...	2.00	1.00	121.74	0.12	
31	1		3410000355	MILLER LITE SGL CN	9999999...	8.00	1.00	56.00	1.00	
32	1		8066095643	CORONA EXTRA CAN	9999999...	8.00	1.00	58.21	0.96	
49	1		7199030120	COORS LT 3PK	9999999...	2.00	1.00	90.91	0.15	
50	1		7199030065	COORS LT SGL CAN	9999999...	8.00	1.00	26.48	2.12	
51	1		7199010071	COORS SGL CAN	9999999...	8.00	1.00	35.51	1.58	
52	1		3410051605	LEIN SNL SHND 6PK	9999999...	3.00	1.00	272.73	0.08	
53	1		7199009511	BLUE MOON 6PK BT	9999999...	3.00	1.00	22.75	0.92	




Segment #2 : Shelf #3 DEPTH: 24 in WIDTH: 22 in DISTANCE FROM TOP OF BASE SHELF TO BOTTOM OF SHELF: 40.00 in

SCHEMATIC BACKING REPORT





2960.psa

POS	# FAC	UPC	NAME	CASES	CAPACI...	UNITS HIGH	DOS	MVMT	Barcode
33	1	3354400013	CORNA REFSC 12PKCN	1.00	2.00	1.00	33.10	0.42	
34	1	8769282102	ANGRY ORCH CRSP 6P	0.75	3.00	1.00	49.65	0.42	
35	1	7289000020	HEINEKEN 12PK CAN	1.00	2.00	1.00	181.82	0.08	
36	1	7289000011	HEINEKEN 6 PK BT	0.75	3.00	1.00	25.99	0.81	



Segment #2 : Shelf #4 DEPTH: 24 in WIDTH: 22 in DISTANCE FROM TOP OF BASE SHELF TO BOTTOM OF SHELF: 30.00 in

POS	# FAC	UPC	NAME	CASES	CAPACI...	UNITS HIGH	DOS	MVMT	Barcode
37	1	7199009516	BLUE MOON BELGIAN ... 9999999...	2.00	2.00	1.00	0.00	0.00	
38	1	78615000001	STELLAART 6PK BT	0.75	3.00	1.00	16.55	1.27	
39	1	78615000014	STELLAART 12PK BT	1.00	2.00	1.00	20.23	0.69	





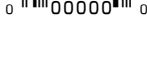
Segment #2 : Shelf #5 DEPTH: 24 in WIDTH: 22 in DISTANCE FROM TOP OF BASE SHELF TO BOTTOM OF SHELF: 19.00 in

POS	# FAC	UPC	NAME	CASES	CAPACI...	UNITS HIGH	DOS	MVMT	Barcode
40	1	3410051681	CAPE LINE VTY 12PK	1.50	3.00	1.00	60.69	0.35	
41	1	8769230050	SAM ADM SEAS 6PKBT	0.75	3.00	1.00	34.15	0.61	
42	1	8066095605	CORONA 6PK BT	0.75	3.00	1.00	27.31	0.77	
43	1	8066095695	CORONA 12PK CAN	1.00	2.00	1.00	36.36	0.39	

Segment #2 : Shelf #6 DEPTH: 24 in WIDTH: 22 in DISTANCE FROM TOP OF BASE SHELF TO BOTTOM OF SHELF: 0.00 in



POS	# FAC	UPC	NAME	CASES	CAPACI...	UNITS HIGH	DOS	MVMT	Barcode
44	1	8066095615	CORONA 12PK BT	2.50	5.00	1.00	31.39	1.12	
45	1	8066095757	MODELO 12PKBT	2.00	4.00	2.00	80.92	0.35	

Segment #3 : Shelf #1 DEPTH: 24 in WIDTH: 22 in DISTANCE FROM TOP OF BASE SHELF TO BOTTOM OF SHELF: 41.00 in




POS	# FAC	UPC	NAME	CASES	CAPACI...	UNITS HIGH	DOS	MVMT	Barcode
54	1	63598500004	WHITE CLAW SURGE ... 9999999...	9.00	9.00	1.00	0.00	0.00	
55	1	7089701331	FOSTERS SGL CN	0.58	7.00	1.00	36.40	1.35	
56	1	8066095721	MODELO ESPECIAL 1/... 9999999...	8.00	8.00	1.00	0.00	0.00	
57	1	1820025505	BUD LT STRW-BER-RT	0.53	8.00	1.00	14.13	3.96	
58	1	1820025001	BUD LIGHT	0.53	8.00	1.00	9.33	6.00	

SCHEMATIC BACKING REPORT




2960.psa

59	1	1820025000	BUDWEISER	0.53	8.00	1.00	13.74	4.08	
60	1	1820025013	NATTY DADDY 1/25C	9999999...	8.00	1.00	0.00	0.00	





Segment #3 : Shelf #2 DEPTH: 24 in WIDTH: 22 in DISTANCE FROM TOP OF BASE SHELF TO BOTTOM OF SHELF: 29.00 in

POS	# FAC	UPC	NAME	CASES	CAPACI...	UNITS HIGH	DOS	MVMT	Barcode
61	1	3354495042	CORONA PRM 12PK BT	1.00	2.00	1.00	33.10	0.42	
62	1	1820053047	BUD LT 12PK CANS	2.00	4.00	2.00	17.76	1.58	
63	1	2210000170	PABST 12 PACK CAN	1.50	3.00	1.00	18.83	1.12	

Segment #3 : Shelf #3 DEPTH: 24 in WIDTH: 22 in DISTANCE FROM TOP OF BASE SHELF TO BOTTOM OF SHELF: 17.00 in

POS	# FAC	UPC	NAME	CASES	CAPACI...	UNITS HIGH	DOS	MVMT	Barcode
64	1	8066095675	CORONA LT 12PK BT	1.00	2.00	1.00	22.76	0.61	
65	1	1820020210	BUD LIGHT PEELS VA...	9999999...	3.00	1.00	0.00	0.00	
66	1	1820000769	BUD LT 12PK BT	1.00	2.00	1.00	22.76	0.61	


Segment #3 : Shelf #4 DEPTH: 24 in WIDTH: 22 in DISTANCE FROM TOP OF BASE SHELF TO BOTTOM OF SHELF: 0.00 in

POS	# FAC	UPC	NAME	CASES	CAPACI...	UNITS HIGH	DOS	MVMT	Barcode
67	1	8066095715	MODELO ESP 12PKCN	2.00	4.00	2.00	24.26	1.15	
68	1	1820053218	BUD LT 18PK CAN	3.00	3.00	1.00	10.11	2.08	
69	1	1820011218	BUD 18PK CAN	3.00	3.00	1.00	16.55	1.27	
70	1	7199030017	COORS LT 18PK CAN	3.00	3.00	1.00	34.15	0.61	

SKUs on Planogram: 59



2960_4ft_OPEN_WARM



Printed: 7/9/2020


Traffic Flow Left-right

POG: 2960.psa

POG Size: 4'0.00
Segment: 1 of 1
Page: 1



2960_4ft_OPEN_WARM



Printed: 7/9/2020

Traffic Flow Left-right

POG: 2960.psa

POG Size: 4'0.00
Segment: 1 of 1
Page: 2



2960_4ft_OPEN_WARM





2960_4ft_OPEN_WARM








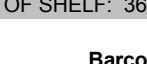


SCHEMATIC BACKING REPORT

2960.psa

Planogram: 2960_4ft_OPEN_WARM








Segment #1 : Shelf #1 DEPTH: 20 in WIDTH: 48 in DISTANCE FROM TOP OF BASE SHELF TO BOTTOM OF SHELF: 48.00 in

POS #	FAC	UPC	NAME	CASES	CAPACI...	UNITS HIGH	DOS	MVMT	Barcode
1	1	63598554890	WHT CLW SLZ 12PKCN	1.50	3.00	1.00	9.26	2.27	
2	1	8769200424	TRULY CIT VAR 12PK	1.50	3.00	1.00	60.69	0.35	
3	1	8769200686	TRULY BERRY 12PKCN	1.50	3.00	1.00	109.38	0.19	
4	1	86273700006	MTK SSNL 6PK CN	1.00	4.00	2.00	72.73	0.39	
5	1	8769200660	ANGRY ORCH ROSE 6P	0.50	2.00	1.00	90.91	0.15	
6	1	8769282102	ANGRY ORCH CRSP 6P	0.50	2.00	1.00	33.10	0.42	
7	1	1820011047	BUD 12PK CAN	1.00	2.00	1.00	19.15	0.73	
8	1	3410057636	MILLER LTE 12PK CN	1.00	2.00	1.00	19.15	0.73	

Segment #1 : Shelf #2 DEPTH: 20 in WIDTH: 48 in DISTANCE FROM TOP OF BASE SHELF TO BOTTOM OF SHELF: 36.00 in

POS #	FAC	UPC	NAME	CASES	CAPACI...	UNITS HIGH	DOS	MVMT	Barcode
9	1	63598512998	MIKES PRY 12PK BT	1.00	2.00	1.00	90.91	0.15	
10	1	1820000769	BUD LT 12PK BT	1.00	2.00	1.00	22.76	0.61	
11	1	7199030069	COORS LT 12PK BT	1.00	2.00	1.00	33.10	0.42	
12	1	3410001509	MIL HIGH LF 12PKBT	1.00	2.00	1.00	33.10	0.42	
13	1	1820020077	NATURAL LIGHT CAN ...	1.00	2.00	2.00	0.00	0.00	
14	1	1820028443	NATURAL ICE 15PKCN	1.00	2.00	2.00	22.76	0.61	








Segment #1 : Shelf #3 DEPTH: 20 in WIDTH: 48 in DISTANCE FROM TOP OF BASE SHELF TO BOTTOM OF SHELF: 23.00 in

POS #	FAC	UPC	NAME	CASES	CAPACI...	UNITS HIGH	DOS	MVMT	Barcode
15	1	7289000159	HEINEKEN LT 12PK	1.00	2.00	1.00	52.04	0.27	
16	1	7289000621	HEINEKEN 0.0 NA 6/12B	9999999...	2.00	1.00	0.00	0.00	
17	1	78615000014	STELLAART 12PK BT	1.00	2.00	1.00	20.23	0.69	
18	1	8066095621	CORONA LT CAN 12PK	1.00	2.00	1.00	60.61	0.23	
19	1	8066095715	MODELO ESP 12PKCN	1.00	2.00	1.00	12.13	1.15	
20	1	8066095757	MODELO 12PKBT	0.50	1.00	1.00	20.23	0.35	
21	1	7199000048	COORS LT 12PK CAN	1.00	2.00	1.00	16.55	0.85	

SCHEMATIC BACKING REPORT

2960.psa

Segment #1 : Shelf #4 DEPTH: 20 in WIDTH: 48 in DISTANCE FROM TOP OF BASE SHELF TO BOTTOM OF SHELF: 0.00 in

POS	# FAC	UPC	NAME	CASES	CAPACI...	UNITS HIGH	DOS	MVMT	Barcode
22	1	7289000016	HEINEKEN 12PK BTL	2.00	4.00	2.00	30.34	0.92	
23	1	8066095615	CORONA 12PK BT	1.00	2.00	2.00	12.56	1.12	
24	1	8066095675	CORONA LT 12PK BT	1.00	2.00	2.00	22.76	0.61	
25	1	1820005990	MICHELOB ULTRA LIG...	2.00	4.00	2.00	0.00	0.00	
26	1	1820011218	BUD 18PK CAN	2.00	2.00	2.00	11.03	1.27	
27	1	7199030017	COORS LT 18PK CAN	2.00	2.00	2.00	22.76	0.61	
28	1	3410057340	MILLER LITE 18PKCN	2.00	2.00	2.00	52.04	0.27	

SKUs on Planogram: 28