



390_2_DOOR_COLD



Printed: 7/9/2020
Traffic Flow Left-right
POG: 390.psa

POG Size: 3'10.00
Segments 1 - 2 of 2
Page: 1



390_2_DOOR_COLD



Printed: 7/9/2020

Traffic Flow Left-right

POG: 390.psa

POG Size: 3'10.00
Segments 1 - 2 of 2
Page: 2



390_2_DOOR_COLD



Printed: 7/9/2020

Traffic Flow Left-right

POG: 390.psa


POG Size: 3'10.00

Segment: 1 of 2

Page: 4



390_2_DOOR_COLD



Printed: 7/9/2020

Traffic Flow Left-right

POG: 390.psa

POG Size: 3'10.00

Segment: 2 of 2








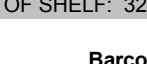
Page: 5

SCHEMATIC BACKING REPORT




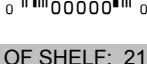
390.psa

Planogram: 390_2_DOOR_COLD




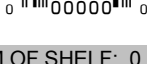
Segment #1 : Shelf #1 DEPTH: 22 in WIDTH: 23 in DISTANCE FROM TOP OF BASE SHELF TO BOTTOM OF SHELF: 43.00 in

POS #	FAC	UPC	NAME	CASES	CAPACI...	UNITS HIGH	DOS	MVMT	Barcode
19	1	63598500004	White Claw Surge Single...	9999999...	8.00	1.00	0.00	0.00	
20	1	1820025000	BUDWEISER	0.47	7.00	1.00	9.76	5.02	
21	1	8066095643	CORONA EXTRA CAN	0.58	7.00	1.00	17.97	2.73	
22	1	8066095721	MODELO ESPECIAL 1/...	9999999...	7.00	1.00	0.00	0.00	
23	1	3410000355	MILLER LITE SGL CN	0.58	7.00	1.00	13.81	3.55	
24	1	7199030065	COORS LT SGL CAN	0.58	7.00	1.00	16.72	2.93	
25	1	1820025008	NATURAL ICE	0.58	7.00	1.00	13.43	3.65	
26	1	1820025013	NATTY DADDY CAN	0.58	7.00	1.00	9.35	5.24	



Segment #1 : Shelf #2 DEPTH: 22 in WIDTH: 23 in DISTANCE FROM TOP OF BASE SHELF TO BOTTOM OF SHELF: 32.00 in

POS #	FAC	UPC	NAME	CASES	CAPACI...	UNITS HIGH	DOS	MVMT	Barcode
27	1	8769200686	TRULY BERRY 12PKCN	9999999...	3.00	1.00	78.07	0.27	
28	1	1820020208	BL SELTZER 12PKCN	9999999...	3.00	1.00	921.05	0.04	
29	1	86907100027	MONTAUK WAVE CHA...	9999999...	4.00	1.00	0.00	0.00	
30	1	3692011132	GOOSE ISLAND IPA 6/1...	9999999...	3.00	1.00	0.00	0.00	

Segment #1 : Shelf #3 DEPTH: 22 in WIDTH: 23 in DISTANCE FROM TOP OF BASE SHELF TO BOTTOM OF SHELF: 21.00 in


POS #	FAC	UPC	NAME	CASES	CAPACI...	UNITS HIGH	DOS	MVMT	Barcode
31	1	8769200804	TRULY TROPICAL VARI...	9999999...	3.00	1.00	0.00	0.00	
32	1	3354400043	CORONA HARD SELTZ...	9999999...	3.00	1.00	0.00	0.00	
33	1	72383000009	LAGUNITAS INDIA PAL...	9999999...	2.00	1.00	0.00	0.00	
34	1	7289000020	HEINEKEN 12PK CAN	1.00	2.00	1.00	8.95	1.56	

Segment #1 : Shelf #4 DEPTH: 22 in WIDTH: 23 in DISTANCE FROM TOP OF BASE SHELF TO BOTTOM OF SHELF: 0.00 in

POS #	FAC	UPC	NAME	CASES	CAPACI...	UNITS HIGH	DOS	MVMT	Barcode
35	1	63598554890	WHT CLW SLZ 12PKCN	3.00	6.00	2.00	51.98	0.81	
36	1	7199009516	BLUE MOON BELGIAN ...	9999999...	4.00	2.00	0.00	0.00	

SCHEMATIC BACKING REPORT

390.psa

37	1	7289000016	HEINEKEN 12PK BTL	2.00	4.00	2.00	28.28	0.99	
----	---	------------	-------------------	------	------	------	-------	------	---

Segment #2 : Shelf #1 DEPTH: 24 in WIDTH: 70 in DISTANCE FROM TOP OF BASE SHELF TO BOTTOM OF SHELF: 69.00 in



POS	# FAC	UPC	NAME	CASES	CAPACI...	UNITS HIGH	DOS	MVMT	Barcode
1	1	3692011132	GOOSE ISLAND IPA 6/1...	9999999...	3.00	1.00	0.00	0.00	
10	1	63598500004	White Claw Surge Single...	9999999...	9.00	1.00	0.00	0.00	
11	1	7289000621	HEINEKEN 0.0 NA 6/12B	9999999...	3.00	1.00	0.00	0.00	
12	1	8382012360	GUINNESS DRAUGHT ...	9999999...	4.00	1.00	0.00	0.00	
13	1	8066095721	MODELO ESPECIAL 1/...	9999999...	8.00	1.00	0.00	0.00	
14	1	7199009516	BLUE MOON BELGIAN ...	9999999...	2.00	1.00	0.00	0.00	
38	1	72383000009	LAGUNITAS INDIA PAL...	9999999...	2.00	1.00	0.00	0.00	
39	1	8066095765	MODELO ESPECIAL 6/...	9999999...	2.00	1.00	0.00	0.00	
40	1	8066095625	CORONA LIGHT 6/12B	9999999...	3.00	1.00	0.00	0.00	
41	1	8769200804	TRULY TROPICAL VARI...	9999999...	2.00	1.00	0.00	0.00	
2	1	3354400043	CORONA HARD SELTZ...	9999999...	2.00	1.00	0.00	0.00	
3	1	1820020208	BL SELTZER 12PKCN	9999999...	2.00	1.00	921.05	0.04	
4	1	86907100027	MONTAUK WAVE CHA...	9999999...	3.00	1.00	0.00	0.00	

Segment #2 : Shelf #2 DEPTH: 24 in WIDTH: 70 in DISTANCE FROM TOP OF BASE SHELF TO BOTTOM OF SHELF: 57.00 in





POS	# FAC	UPC	NAME	CASES	CAPACI...	UNITS HIGH	DOS	MVMT	Barcode
5	1	85389700227	BON & VIV VR 12PK	9999999...	2.00	1.00	52.04	0.27	
15	1	1820011047	BUD 12PK CAN	9999999...	2.00	1.00	25.74	0.54	
16	1	78615000014	STELLA ART 12PK BT	9999999...	2.00	1.00	37.43	0.37	
17	1	61300874829	ANPALM SPDHH 1PK	9999999...	8.00	1.00	20.82	2.69	
18	1	8769230050	SAM ADM SEAS 6PKBT	9999999...	3.00	1.00	29.62	0.71	
42	1	3354495042	CORONA PRM 12PK BT	9999999...	2.00	1.00	37.74	0.37	
43	1	3410001509	MIL HIGH LF 12PKBT	9999999...	2.00	1.00	25.59	0.55	
44	1	7289000159	HEINEKEN LT 12PK	9999999...	2.00	1.00	108.53	0.13	
6	1	7199030069	COORS LT 12PK BT	9999999...	2.00	1.00	45.60	0.31	
7	1	7199000048	COORS LT 12PK CAN	9999999...	2.00	1.00	15.89	0.88	

SCHEMATIC BACKING REPORT





390.psa

8	1	7199010071	COORS SGL CAN	9999999...	8.00	1.00	19.21	2.92	
9	1	7199009511	BLUE MOON 6PK BT	9999999...	3.00	1.00	25.83	0.81	




Segment #2 : Shelf #3 DEPTH: 22 in WIDTH: 23 in DISTANCE FROM TOP OF BASE SHELF TO BOTTOM OF SHELF: 42.00 in

POS	# FAC	UPC	NAME	CASES	CAPACI...	UNITS HIGH	DOS	MVMT	Barcode
45	1	3354400013	CORNA REFSC 12PKCN	1.00	2.00	1.00	40.46	0.35	
46	1	8066095625	CORONA LIGHT 6/12B	9999999...	2.00	1.00	0.00	0.00	
47	1	8066095605	CORONA 6PK BT	0.50	2.00	1.00	15.04	0.93	
48	1	8066095765	MODELO ESPECIAL 6/...	9999999...	2.00	1.00	0.00	0.00	





Segment #2 : Shelf #4 DEPTH: 22 in WIDTH: 23 in DISTANCE FROM TOP OF BASE SHELF TO BOTTOM OF SHELF: 30.00 in

POS	# FAC	UPC	NAME	CASES	CAPACI...	UNITS HIGH	DOS	MVMT	Barcode
49	1	7289000621	HEINEKEN 0.0 NA 6/12B	9999999...	3.00	1.00	0.00	0.00	
50	1	8382012360	GUINNESS DRAUGHT ...	9999999...	4.00	1.00	0.00	0.00	
51	1	1820053047	BUD LT 12PK CANS	1.00	2.00	1.00	10.76	1.30	
52	1	7199030017	COORS LT 18PK CAN	2.00	2.00	2.00	31.25	0.45	

Segment #2 : Shelf #5 DEPTH: 22 in WIDTH: 23 in DISTANCE FROM TOP OF BASE SHELF TO BOTTOM OF SHELF: 18.00 in

POS	# FAC	UPC	NAME	CASES	CAPACI...	UNITS HIGH	DOS	MVMT	Barcode
53	1	8066095615	CORONA 12PK BT	1.00	2.00	1.00	8.65	1.62	
54	1	8066095675	CORONA LT 12PK BT	1.00	2.00	1.00	36.36	0.39	
55	1	3410057636	MILLER LTE 12PK CN	1.00	2.00	1.00	15.42	0.91	

Segment #2 : Shelf #6 DEPTH: 22 in WIDTH: 23 in DISTANCE FROM TOP OF BASE SHELF TO BOTTOM OF SHELF: 0.00 in

POS	# FAC	UPC	NAME	CASES	CAPACI...	UNITS HIGH	DOS	MVMT	Barcode
56	1	8066095757	MODELO 12PKBT	1.00	2.00	1.00	28.17	0.50	
57	1	1820053218	BUD LT 18PK CAN	2.00	2.00	1.00	20.23	0.69	
58	1	1820011218	BUD 18PK CAN	2.00	2.00	1.00	47.62	0.29	
59	1	3410057340	MILLER LITE 18PKCN	2.00	2.00	1.00	16.63	0.84	

SKUs on Planogram: 46