



5446_2_DOOR_COLD





5446_2_DOOR_COLD



Printed: 7/9/2020
Traffic Flow Left-right
POG: 5446.psa

POG Size: 3'8.00
Segments 1 - 2 of 2
Page: 2



5446_2_DOOR_COLD



Printed: 7/9/2020

Traffic Flow Left-right

POG: 5446.psa


POG Size: 3'8.00

Segments 1 - 2 of 2

Page: 3



5446_2_DOOR_COLD



Printed: 7/9/2020

Traffic Flow Left-right

POG: 5446.psa

POG Size: 3'8.00

Segment: 1 of 2















Page: 4

SCHEMATIC BACKING REPORT










5446.psa

Planogram: 5446_2_DOOR_COLD

Segment #0 : Shelf #1 DEPTH: 24 in WIDTH: 130 in DISTANCE FROM TOP OF BASE SHELF TO BOTTOM OF SHELF: 92.00 in

POS	# FAC	UPC	NAME	CASES	CAPACI...	UNITS HIGH	DOS	MVMT	Barcode
1	1	7199009516	BLUE MOON BELGIAN ...	9999999...	2.00	1.00	0.00	0.00	
2	1	63598526038	WHITE CLAW HARD S...	9999999...	9.00	1.00	0.00	0.00	
3	1	63598500004	WHITE CLAW SURGE ...	9999999...	9.00	1.00	0.00	0.00	
4	1	8200078142	SMIRNOFF SPIKED SE...	9999999...	2.00	1.00	0.00	0.00	
25	1	8248812300	BECKS 12/12B	9999999...	2.00	1.00	0.00	0.00	
26	1	8066095721	MODELO ESPECIAL 1/...	9999999...	8.00	1.00	0.00	0.00	
27	1	3354400043	CORONA HARD SELTZ...	9999999...	2.00	1.00	0.00	0.00	
28	1	1820020208	BL SELTZER 12PKCN	9999999...	2.00	1.00	363.64	0.08	
52	1	8769200804	TRULY TROP 12PKCN	9999999...	2.00	1.00	454.55	0.08	
53	1	1820025013	NATTY DADDY CAN	9999999...	8.00	1.00	51.52	2.04	
54	1	7289000119	HEINEKEN SGL CN	9999999...	8.00	1.00	39.56	2.65	
55	1	8769200424	TRULY CIT VAR 12PK	9999999...	2.00	1.00	70.00	0.50	
56	1	1820005990	MICH ULTRA 12PKBT	9999999...	2.00	1.00	51.98	0.81	
57	1	63598580006	WHITE CLAW VARIET...	9999999...	2.00	1.00	0.00	0.00	

Segment #0 : Shelf #2 DEPTH: 24 in WIDTH: 130 in DISTANCE FROM TOP OF BASE SHELF TO BOTTOM OF SHELF: 80.00 in




POS	# FAC	UPC	NAME	CASES	CAPACI...	UNITS HIGH	DOS	MVMT	Barcode
5	1	61300874829	ANPALM SPDHH 1PK	9999999...	8.00	1.00	53.95	1.04	
6	1	3410057636	MILLER LTE 12PK CN	9999999...	2.00	1.00	26.02	0.54	
7	1	3410057340	MILLER LITE 18PKCN	9999999...	1.00	1.00	18.18	0.39	
8	1	3410051681	CAPE LINE VTY 12PK	9999999...	2.00	1.00	90.91	0.15	
9	1	8769282102	ANGRY ORCH CRSP 6P	9999999...	3.00	1.00	68.18	0.31	
29	1	8769230050	SAM ADM SEAS 6PKBT	9999999...	3.00	1.00	36.40	0.58	
30	1	3410001509	MIL HIGH LF 12PKBT	9999999...	2.00	1.00	28.00	0.50	
31	1	3354400013	CORNA REFSC 12PKCN	9999999...	2.00	1.00	90.91	0.15	
58	1	2210000170	PABST 12 PACK CAN	9999999...	2.00	1.00	52.04	0.27	

SCHEMATIC BACKING REPORT




5446.psa

59	1	1820028443	NATURAL ICE 15PKCN	9999999...	1.00	1.00	20.23	0.35	
60	1	1820025001	BUD LIGHT	9999999...	8.00	1.00	44.13	1.27	
61	1	1820025000	BUDWEISER	9999999...	8.00	1.00	104.09	0.54	
62	1	1820020077	NATURAL LT 15PK CN	9999999...	1.00	1.00	20.23	0.35	
63	1	1820000769	BUD LT 12PK BT	9999999...	2.00	1.00	40.46	0.35	
64	1	7199010071	COORS SGL CAN	9999999...	8.00	1.00	22.06	2.54	
65	1	7199030065	COORS LT SGL CAN	9999999...	8.00	1.00	66.19	0.85	
66	1	7289000020	HEINEKEN 12PK CAN	9999999...	2.00	1.00	90.91	0.15	
67	1	8066095715	MODELO ESP 12PKCN	9999999...	2.00	1.00	72.92	0.19	
68	1	8769210012	SAMADM BOSTLGR 6PK	9999999...	3.00	1.00	45.45	0.46	
69	1	7199009511	BLUE MOON 6PK BT	9999999...	3.00	1.00	54.55	0.39	




Segment #1 : Shelf #1 DEPTH: 22 in WIDTH: 22 in DISTANCE FROM TOP OF BASE SHELF TO BOTTOM OF SHELF: 66.00 in

POS	#	FAC	UPC	NAME	CASES	CAPACI...	UNITS HIGH	DOS	MVMT	Barcode
10	1		8200078142	SMIRNOFF SPIKED SE...	9999999...	2.00	1.00	0.00	0.00	
11	1		85389700227	BON & VIV VR 12PK	1.00	2.00	1.00	40.46	0.35	
12	1		1820020208	BL SELTZER 12PKCN	9999999...	2.00	1.00	363.64	0.08	

Segment #1 : Shelf #2 DEPTH: 22 in WIDTH: 22 in DISTANCE FROM TOP OF BASE SHELF TO BOTTOM OF SHELF: 54.00 in

POS	#	FAC	UPC	NAME	CASES	CAPACI...	UNITS HIGH	DOS	MVMT	Barcode
13	1		8769200804	TRULY TROP 12PKCN	9999999...	3.00	1.00	454.55	0.08	
14	1		8769200686	TRULY BERRY 12PKCN	1.50	3.00	1.00	60.69	0.35	
15	1		7199009516	BLUE MOON BELGIAN ...	9999999...	2.00	1.00	0.00	0.00	

Segment #1 : Shelf #3 DEPTH: 22 in WIDTH: 22 in DISTANCE FROM TOP OF BASE SHELF TO BOTTOM OF SHELF: 42.00 in




POS	#	FAC	UPC	NAME	CASES	CAPACI...	UNITS HIGH	DOS	MVMT	Barcode
16	1		8769200424	TRULY CIT VAR 12PK	9999999...	3.00	1.00	70.00	0.50	
17	1		78615000014	STELLAART 12PK BT	1.00	2.00	1.00	8.46	1.65	
18	1		7289000159	HEINEKEN LT 12PK	1.00	2.00	1.00	19.15	0.73	

Segment #1 : Shelf #4 DEPTH: 22 in WIDTH: 22 in DISTANCE FROM TOP OF BASE SHELF TO BOTTOM OF SHELF: 21.00 in




POS	#	FAC	UPC	NAME	CASES	CAPACI...	UNITS HIGH	DOS	MVMT	Barcode
-----	---	-----	-----	------	-------	-----------	------------	-----	------	---------

SCHEMATIC BACKING REPORT







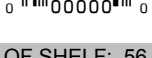
5446.psa

19	1	63598580006	WHITE CLAW VARIET...	9999999...	6.00	2.00	0.00	0.00		
20	1	8248812300	BECKS 12/12B	9999999...	4.00	2.00	0.00	0.00		
21	1	7289000016	HEINEKEN 12PK BTL		2.00	4.00	2.00	3.77	14.85	





Segment #1 : Shelf #5 DEPTH: 22 in WIDTH: 22 in DISTANCE FROM TOP OF BASE SHELF TO BOTTOM OF SHELF: 0.00 in

POS	# FAC	UPC	NAME	CASES	CAPACI...	UNITS HIGH	DOS	MVMT	Barcode
22	1	63598554890	WHT CLW SLZ 12PKCN	4.00	8.00	2.00	13.24	4.23	
23	1	3354400043	CORONA HARD SELTZ...	9999999...	8.00	2.00	0.00	0.00	
24	1	7289000016	HEINEKEN 12PK BTL	2.00	4.00	2.00	3.77	14.85	




Segment #2 : Shelf #1 DEPTH: 22 in WIDTH: 22 in DISTANCE FROM TOP OF BASE SHELF TO BOTTOM OF SHELF: 66.00 in

POS	# FAC	UPC	NAME	CASES	CAPACI...	UNITS HIGH	DOS	MVMT	Barcode
32	1	63598500004	WHITE CLAW SURGE ...	9999999...	8.00	1.00	0.00	0.00	
33	1	63598526038	WHITE CLAW HARD S...	9999999...	8.00	1.00	0.00	0.00	
34	1	7089701331	FOSTERS SGL CN	0.50	6.00	1.00	10.30	4.08	
35	1	7289000119	HEINEKEN SGL CN	9999999...	7.00	1.00	39.56	2.65	
36	1	8066095643	CORONA EXTRA CAN	0.58	7.00	1.00	11.48	4.27	
37	1	8066095721	MODELO ESPECIAL 1/...	9999999...	7.00	1.00	0.00	0.00	
38	1	1820025013	NATTY DADDY CAN	9999999...	7.00	1.00	51.52	2.04	

Segment #2 : Shelf #2 DEPTH: 22 in WIDTH: 22 in DISTANCE FROM TOP OF BASE SHELF TO BOTTOM OF SHELF: 56.00 in

POS	# FAC	UPC	NAME	CASES	CAPACI...	UNITS HIGH	DOS	MVMT	Barcode
39	1	8066095695	CORONA 12PK CAN	1.00	2.00	1.00	15.17	0.92	
40	1	1820053047	BUD LT 12PK CANS	1.00	2.00	1.00	7.74	1.81	
41	1	1820011047	BUD 12PK CAN	1.00	2.00	1.00	15.17	0.92	
42	1	7199000048	COORS LT 12PK CAN	1.00	2.00	1.00	13.00	1.08	




Segment #2 : Shelf #3 DEPTH: 22 in WIDTH: 22 in DISTANCE FROM TOP OF BASE SHELF TO BOTTOM OF SHELF: 44.00 in

POS	# FAC	UPC	NAME	CASES	CAPACI...	UNITS HIGH	DOS	MVMT	Barcode
43	1	8066095605	CORONA 6PK BT	0.50	2.00	1.00	7.91	1.77	
44	1	3354495042	CORONA PRM 12PK BT	1.00	2.00	1.00	60.61	0.23	
45	1	1820011218	BUD 18PK CAN	2.00	2.00	2.00	36.36	0.39	




SCHEMATIC BACKING REPORT

5446.psa

Segment #2 : Shelf #4 DEPTH: 22 in WIDTH: 22 in DISTANCE FROM TOP OF BASE SHELF TO BOTTOM OF SHELF: 22.00 in

POS #	FAC	UPC	NAME	CASES	CAPACI...	UNITS HIGH	DOS	MVMT	Barcode
46	1	8066095675	CORONA LT 12PK BT	2.00	4.00	2.00	14.27	1.96	
47	1	1820005990	MICH ULTRA 12PKBT	9999999...	4.00	2.00	51.98	0.81	
48	1	7199030017	COORS LT 18PK CAN	2.00	2.00	1.00	28.00	0.50	

Segment #2 : Shelf #5 DEPTH: 22 in WIDTH: 22 in DISTANCE FROM TOP OF BASE SHELF TO BOTTOM OF SHELF: 0.00 in

POS #	FAC	UPC	NAME	CASES	CAPACI...	UNITS HIGH	DOS	MVMT	Barcode
49	1	8066095615	CORONA 12PK BT	2.00	4.00	2.00	12.77	2.19	
50	1	8066095757	MODELO 12PKBT	2.00	4.00	2.00	19.15	1.46	
51	1	1820053218	BUD LT 18PK CAN	2.00	2.00	1.00	13.00	1.08	

SKUs on Planogram: 54