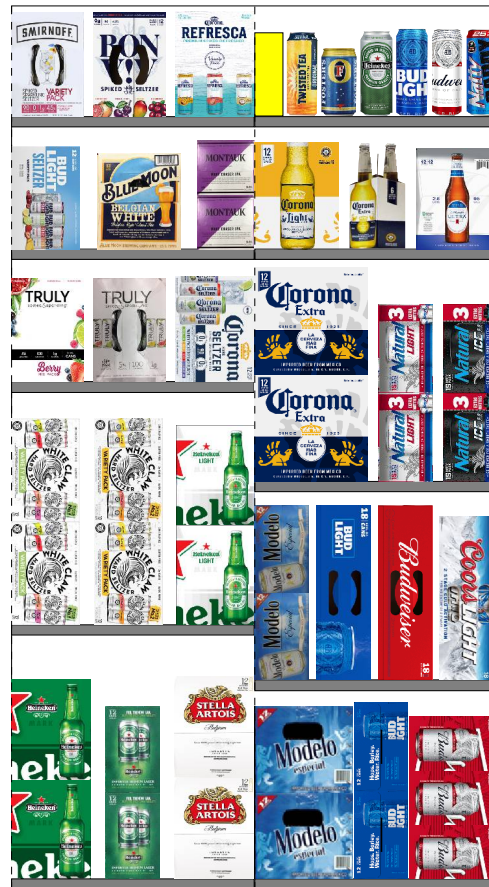


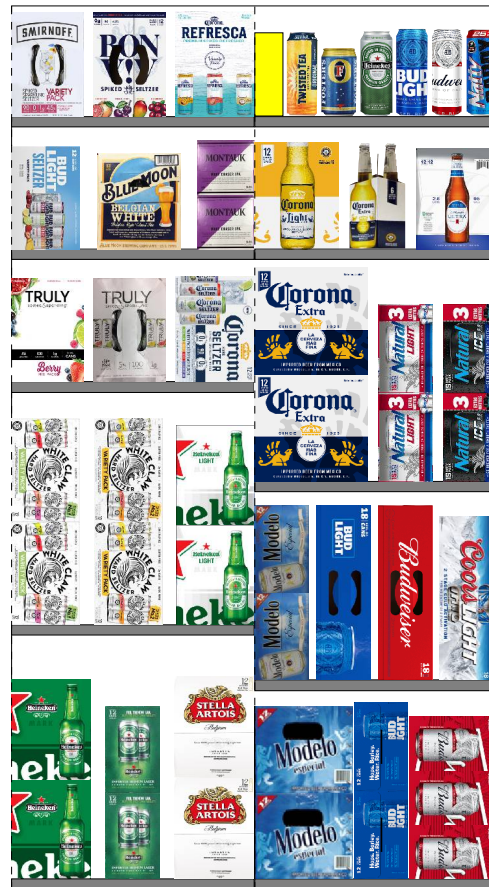


# 6025\_2\_DOOR\_COLD





6025\_2\_DOOR\_COLD





6025\_2\_DOOR\_COLD



Printed: 7/9/2020


Traffic Flow Left-right

POG: 6025.psa

POG Size: 3'8.00
Segments 1 - 2 of 2
Page: 3



6025\_2\_DOOR\_COLD



Printed: 7/9/2020

Traffic Flow Left-right

POG: 6025.psa

POG Size: 3'8.00


Segment: 1 of 2

Page: 4





6025\_2\_DOOR\_COLD



Printed: 7/9/2020

Traffic Flow Left-right

POG: 6025.psa

POG Size: 3'8.00

Segment: 2 of 2




Page: 5

## SCHEMATIC BACKING REPORT




6025.psa

### Planogram: 6025\_2\_DOOR\_COLD




Segment #1 : Shelf #1      DEPTH: 23 in    WIDTH: 22 in    DISTANCE FROM TOP OF BASE SHELF TO BOTTOM OF SHELF: 69.00 in

POS #	FAC	UPC	NAME	CASES	CAPACI...	UNITS HIGH	DOS	MVMT	Barcode
11	1	8200078142	SMIRNOFF SPIKED SE...	9999999...	3.00	1.00	0.00	0.00	
12	1	85389700227	BON & VIV VR 12PK	1.50	3.00	1.00	34.15	0.61	
13	1	3354400013	CORNA REFSC 12PKCN	1.50	3.00	1.00	54.55	0.39	




Segment #1 : Shelf #2      DEPTH: 23 in    WIDTH: 22 in    DISTANCE FROM TOP OF BASE SHELF TO BOTTOM OF SHELF: 57.00 in

POS #	FAC	UPC	NAME	CASES	CAPACI...	UNITS HIGH	DOS	MVMT	Barcode
14	1	1820020208	BUD LIGHT SELTZER ...	9999999...	3.00	1.00	0.00	0.00	
15	1	7199009516	BLUE MOON BELGIAN ...	9999999...	2.00	1.00	0.00	0.00	
16	1	86907100027	MTK WAVE CHSR 6PKC	9999999...	4.00	2.00	113.82	0.61	




Segment #1 : Shelf #3      DEPTH: 23 in    WIDTH: 22 in    DISTANCE FROM TOP OF BASE SHELF TO BOTTOM OF SHELF: 45.00 in

POS #	FAC	UPC	NAME	CASES	CAPACI...	UNITS HIGH	DOS	MVMT	Barcode
17	1	8769200686	TRULY BERRY 12PKCN	1.50	3.00	1.00	136.36	0.15	
18	1	8769200424	TRULY SPIKED & SPAR...	9999999...	3.00	1.00	0.00	0.00	
19	1	3354400043	CORONA HARD SELTZ...	9999999...	3.00	1.00	0.00	0.00	

Segment #1 : Shelf #4      DEPTH: 23 in    WIDTH: 22 in    DISTANCE FROM TOP OF BASE SHELF TO BOTTOM OF SHELF: 23.00 in

POS #	FAC	UPC	NAME	CASES	CAPACI...	UNITS HIGH	DOS	MVMT	Barcode
20	1	63598554890	WHT CLW SLZ 12PKCN	3.00	6.00	2.00	43.66	0.96	
21	1	63598580006	WHITE CLAW VARIET...	9999999...	6.00	2.00	0.00	0.00	
22	1	7289000159	HEINEKEN LT 12PK	2.00	4.00	2.00	90.91	0.31	










Segment #1 : Shelf #5      DEPTH: 23 in    WIDTH: 22 in    DISTANCE FROM TOP OF BASE SHELF TO BOTTOM OF SHELF: 0.00 in

POS #	FAC	UPC	NAME	CASES	CAPACI...	UNITS HIGH	DOS	MVMT	Barcode
23	1	7289000016	HEINEKEN 12PK BTL	2.00	4.00	2.00	10.55	2.65	
24	1	7289000020	HEINEKEN 12PK CAN	2.00	4.00	2.00	90.91	0.31	
25	1	78615000014	STELLAART 12PK BT	2.00	4.00	2.00	29.11	0.96	















Segment #2 : Shelf #1      DEPTH: 24 in    WIDTH: 85 in    DISTANCE FROM TOP OF BASE SHELF TO BOTTOM OF SHELF: 96.00 in

### SCHEMATIC BACKING REPORT

6025.psa


POS	# FAC	UPC	NAME	CASES	CAPACI...	UNITS HIGH	DOS	MVMT	Barcode
1	1	1820020077	NATURAL LIGHT 15/12C	9999999...	1.00	1.00	0.00	0.00	
2	1	63598500004	WHITE CLAW SURGE ...	9999999...	9.00	1.00	0.00	0.00	
3	1	7089701331	FOSTERS LAGER 1/25C	9999999...	7.00	1.00	0.00	0.00	
4	1	8200078142	SMIRNOFF SPIKED SE...	9999999...	2.00	1.00	0.00	0.00	
5	1	8769200424	TRULY SPIKED & SPAR...	9999999...	2.00	1.00	0.00	0.00	
26	1	1820025013	NATTY DADDY 1/25C	9999999...	8.00	1.00	0.00	0.00	
27	1	7199009516	BLUE MOON BELGIAN ...	9999999...	2.00	1.00	0.00	0.00	
28	1	3354400043	CORONA HARD SELTZ...	9999999...	2.00	1.00	0.00	0.00	
53	1	1820020208	BUD LIGHT SELTZER ...	9999999...	2.00	1.00	0.00	0.00	
54	1	8769283231	TWISTED TEA SGL CN	9999999...	8.00	1.00	88.26	1.27	
55	1	86907100027	MTK WAVE CHSR 6PKC	9999999...	6.00	2.00	113.82	0.61	
56	1	63598580006	WHITE CLAW VARIET...	9999999...	2.00	1.00	0.00	0.00	

Segment #2 : Shelf #2      DEPTH: 24 in    WIDTH: 85 in    DISTANCE FROM TOP OF BASE SHELF TO BOTTOM OF SHELF: 84.00 in








POS	# FAC	UPC	NAME	CASES	CAPACI...	UNITS HIGH	DOS	MVMT	Barcode
6	1	61300874829	ANPALM SPDHH 1PK	9999999...	8.00	1.00	97.05	0.58	
7	1	8769282102	ANGRY ORCHARD CRI...	9999999...	3.00	1.00	0.00	0.00	
8	1	8769230050	SAM ADM SEAS 6PKBT	9999999...	3.00	1.00	60.69	0.35	
9	1	3410001509	MIL HIGH LF 12PKBT	9999999...	2.00	1.00	36.36	0.39	
10	1	8066095643	CORONA EXTRA CAN	9999999...	8.00	1.00	69.31	0.81	
29	1	7199030069	COORS LT 12PK BT	9999999...	2.00	1.00	60.61	0.23	
30	1	3410057340	MILLER LITE 18PKCN	9999999...	1.00	1.00	22.73	0.31	
31	1	2210000170	PABST 12 PACK CAN	9999999...	2.00	1.00	22.76	0.61	
32	1	1820000769	BUD LT 12PK BT	9999999...	2.00	1.00	40.46	0.35	
57	1	7199030065	COORS LT SGL CAN	9999999...	8.00	1.00	112.00	0.50	
58	1	7199010071	COORS SGL CAN	9999999...	8.00	1.00	48.53	1.15	
59	1	7199009511	BLUE MOON 6PK BT	9999999...	3.00	1.00	54.55	0.39	
60	1	3354495042	CORONA PRM 12PK BT	9999999...	2.00	1.00	72.92	0.19	
61	1	7199000048	COORS LT 12PK CAN	9999999...	2.00	1.00	28.00	0.50	

### SCHEMATIC BACKING REPORT




6025.psa

62	1	3410057636	MILLER LTE 12PK CN	9999999...	2.00	1.00	30.30	0.46	
----	---	------------	--------------------	------------	------	------	-------	------	---




Segment #2 : Shelf #3      DEPTH: 23 in    WIDTH: 22 in    DISTANCE FROM TOP OF BASE SHELF TO BOTTOM OF SHELF: 69.00 in

POS # FAC	UPC	NAME	CASES	CAPACI...	UNITS HIGH	DOS	MVMT	Barcode	
33	1	63598500004	WHITE CLAW SURGE ...	9999999...	8.00	1.00	0.00	0.00	
34	1	8769283231	TWISTED TEA SGL CN	9999999...	8.00	1.00	88.26	1.27	
35	1	7089701331	FOSTERS LAGER 1/25C	9999999...	7.00	1.00	0.00	0.00	
36	1	7289000119	HEINEKEN SGL CN	0.58	7.00	1.00	28.96	1.69	
37	1	1820025001	BUD LIGHT	0.53	8.00	1.00	23.48	2.38	
38	1	1820025000	BUDWEISER	0.53	8.00	1.00	32.35	1.73	
39	1	1820025013	NATTY DADDY 1/25C	9999999...	8.00	1.00	0.00	0.00	





Segment #2 : Shelf #4      DEPTH: 23 in    WIDTH: 22 in    DISTANCE FROM TOP OF BASE SHELF TO BOTTOM OF SHELF: 57.00 in

POS # FAC	UPC	NAME	CASES	CAPACI...	UNITS HIGH	DOS	MVMT	Barcode	
40	1	8066095675	CORONA LT 12PK BT	1.00	2.00	1.00	36.36	0.39	
41	1	8066095605	CORONA 6PK BT	0.75	3.00	1.00	32.11	0.65	
42	1	1820005990	MICH ULTRA 12PKBT	1.00	2.00	1.00	30.30	0.46	

Segment #2 : Shelf #5      DEPTH: 23 in    WIDTH: 22 in    DISTANCE FROM TOP OF BASE SHELF TO BOTTOM OF SHELF: 36.00 in

POS # FAC	UPC	NAME	CASES	CAPACI...	UNITS HIGH	DOS	MVMT	Barcode	
43	1	8066095615	CORONA 12PK BT	3.00	6.00	2.00	24.82	1.69	
44	1	1820020077	NATURAL LIGHT 15/12C	9999999...	3.00	2.00	0.00	0.00	
45	1	1820028443	NATURAL ICE 15PKCN	1.50	3.00	2.00	11.87	1.77	

Segment #2 : Shelf #6      DEPTH: 23 in    WIDTH: 22 in    DISTANCE FROM TOP OF BASE SHELF TO BOTTOM OF SHELF: 18.00 in

POS # FAC	UPC	NAME	CASES	CAPACI...	UNITS HIGH	DOS	MVMT	Barcode	
46	1	8066095715	MODELO ESP 12PKCN	2.00	4.00	2.00	104.09	0.27	
47	1	1820053218	BUD LT 18PK CAN	2.00	2.00	1.00	21.41	0.65	
48	1	1820011218	BUD 18PK CAN	2.00	2.00	1.00	52.04	0.27	
49	1	7199030017	COORS LT 18PK CAN	3.00	3.00	1.00	78.07	0.27	




Segment #2 : Shelf #7      DEPTH: 23 in    WIDTH: 22 in    DISTANCE FROM TOP OF BASE SHELF TO BOTTOM OF SHELF: 0.00 in

POS # FAC	UPC	NAME	CASES	CAPACI...	UNITS HIGH	DOS	MVMT	Barcode
-----------	-----	------	-------	-----------	------------	-----	------	---------



# SCHEMATIC BACKING REPORT

6025.psa

50	1	8066095757	MODELO 12PKBT	1.50	3.00	2.00	42.00	0.50	
51	1	1820053047	BUD LT 12PK CANS	2.00	4.00	2.00	19.68	1.42	
52	1	1820011047	BUD 12PK CAN	3.00	6.00	3.00	24.26	1.73	

SKUs on Planogram: 50