



1190\_3\_DOOR\_COLD





1190\_3\_DOOR\_COLD





1190\_3\_DOOR\_COLD



Printed: 7/9/2020



Traffic Flow Right-left

POG: 1190.psa

|                     |
|---------------------|
| POG Size: 5'6.00    |
| Segments 1 - 3 of 3 |
| Page: 3             |



1190\_3\_DOOR\_COLD






1190\_3\_DOOR\_COLD





1190\_3\_DOOR\_COLD



Printed: 7/9/2020

Traffic Flow Right-left

POG: 1190.psa

POG Size: 5'6.00

Segment: 3 of 3







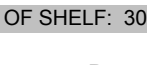
Page: 6

**SCHEMATIC BACKING REPORT**




1190.psa

**Planogram: 1190\_3\_DOOR\_COLD**




Segment #1 : Shelf #1      DEPTH: 24 in    WIDTH: 22 in    DISTANCE FROM TOP OF BASE SHELF TO BOTTOM OF SHELF: 41.00 in

| POS # | FAC | UPC         | NAME                            | CASES | CAPACI... | UNITS HIGH | DOS   | MVMT | Barcode   |
|-------|-----|-------------|---------------------------------|-------|-----------|------------|-------|------|---|
| 9     | 1   | 7199010071  | COORS SGL CAN                   | 0.67  | 8.00      | 1.00       | 10.95 | 5.12 |  |
| 10    | 1   | 1820025000  | BUDWEISER                       | 0.53  | 8.00      | 1.00       | 14.27 | 3.92 |  |
| 11    | 1   | 7289000119  | HEINEKEN SGL CN                 | 0.67  | 8.00      | 1.00       | 12.55 | 4.46 |  |
| 12    | 1   | 8066095721  | MODELO SGL CN                   | 0.67  | 8.00      | 1.00       | 13.36 | 4.19 |  |
| 13    | 1   | 8066095643  | CORONA EXTRA CAN                | 0.67  | 8.00      | 1.00       | 16.36 | 3.42 |  |
| 14    | 1   | 63598500004 | WHITE CLAW SURGE ... 9999999... | 9.00  | 9.00      | 1.00       | 0.00  | 0.00 |  |
| 15    | 1   | 63598526038 | WHITE CLAW HARD S... 9999999... | 9.00  | 9.00      | 1.00       | 0.00  | 0.00 |  |





Segment #1 : Shelf #2      DEPTH: 24 in    WIDTH: 22 in    DISTANCE FROM TOP OF BASE SHELF TO BOTTOM OF SHELF: 30.00 in

| POS # | FAC | UPC        | NAME                             | CASES | CAPACI... | UNITS HIGH | DOS   | MVMT | Barcode   |
|-------|-----|------------|----------------------------------|-------|-----------|------------|-------|------|---|
| 16    | 1   | 7199030069 | COORS LT 12PK BT                 | 1.00  | 2.00      | 1.00       | 22.76 | 0.61 |   |
| 17    | 1   | 1820020210 | BUD LIGHT PEELS VA... 9999999... | 3.00  | 3.00      | 1.00       | 0.00  | 0.00 |  |
| 18    | 1   | 8066095675 | CORONA LT 12PK BT                | 1.00  | 2.00      | 1.00       | 13.49 | 1.04 |  |

Segment #1 : Shelf #3      DEPTH: 24 in    WIDTH: 22 in    DISTANCE FROM TOP OF BASE SHELF TO BOTTOM OF SHELF: 17.50 in

| POS # | FAC | UPC        | NAME               | CASES | CAPACI... | UNITS HIGH | DOS   | MVMT | Barcode   |
|-------|-----|------------|--------------------|-------|-----------|------------|-------|------|---|
| 19    | 1   | 7199000048 | COORS LT 12PK CAN  | 1.50  | 3.00      | 1.00       | 11.38 | 1.85 |  |
| 20    | 1   | 1820000769 | BUD LT 12PK BT     | 1.00  | 2.00      | 1.00       | 21.41 | 0.65 |  |
| 21    | 1   | 3354495042 | CORONA PRM 12PK BT | 1.00  | 2.00      | 1.00       | 28.00 | 0.50 |  |





Segment #1 : Shelf #4      DEPTH: 24 in    WIDTH: 22 in    DISTANCE FROM TOP OF BASE SHELF TO BOTTOM OF SHELF: 0.00 in

| POS # | FAC | UPC        | NAME              | CASES | CAPACI... | UNITS HIGH | DOS   | MVMT | Barcode   |
|-------|-----|------------|-------------------|-------|-----------|------------|-------|------|---|
| 22    | 1   | 7199030017 | COORS LT 18PK CAN | 3.00  | 3.00      | 1.00       | 21.83 | 0.96 |  |
| 23    | 1   | 1820011218 | BUD 18PK CAN      | 3.00  | 3.00      | 1.00       | 20.23 | 1.04 |  |
| 24    | 1   | 1820053218 | BUD LT 18PK CAN   | 2.00  | 2.00      | 2.00       | 15.82 | 0.89 |  |
| 25    | 1   | 8066095715 | MODELO ESP 12PKCN | 2.00  | 4.00      | 2.00       | 12.13 | 2.31 |  |




Segment #2 : Shelf #1      DEPTH: 24 in    WIDTH: 22 in    DISTANCE FROM TOP OF BASE SHELF TO BOTTOM OF SHELF: 40.00 in

### SCHEMATIC BACKING REPORT




1190.psa

| POS # | FAC | UPC         | NAME                | CASES      | CAPACI... | UNITS HIGH | DOS   | MVMT | Barcode   |
|-------|-----|-------------|---------------------|------------|-----------|------------|-------|------|---|
| 33    | 1   | 8066095695  | CORONA 12PK CAN     | 1.00       | 2.00      | 1.00       | 20.23 | 0.69 |  |
| 34    | 1   | 78615000001 | STELLAART 6PK BT    | 0.75       | 3.00      | 1.00       | 17.06 | 1.23 |  |
| 35    | 1   | 7289000011  | HEINEKEN 6 PK BT    | 0.75       | 3.00      | 1.00       | 10.11 | 2.08 |  |
| 36    | 1   | 75452700421 | NEW BELGIUM VOOD... | 9999999... | 3.00      | 1.00       | 0.00  | 0.00 |  |



Segment #2 : Shelf #2 DEPTH: 24 in WIDTH: 22 in DISTANCE FROM TOP OF BASE SHELF TO BOTTOM OF SHELF: 29.00 in

| POS # | FAC | UPC         | NAME                  | CASES      | CAPACI... | UNITS HIGH | DOS  | MVMT | Barcode   |
|-------|-----|-------------|-----------------------|------------|-----------|------------|------|------|---|
| 37    | 1   | 7231123012  | DOS EQUIS XX LAGER... | 9999999... | 2.00      | 1.00       | 0.00 | 0.00 |  |
| 38    | 1   | 8248812300  | BECKS 12/12B          | 9999999... | 2.00      | 1.00       | 0.00 | 0.00 |  |
| 39    | 1   | 86907100027 | MONTAUK WAVE CHA...   | 9999999... | 4.00      | 1.00       | 0.00 | 0.00 |  |








Segment #2 : Shelf #3 DEPTH: 24 in WIDTH: 22 in DISTANCE FROM TOP OF BASE SHELF TO BOTTOM OF SHELF: 17.50 in

| POS # | FAC | UPC         | NAME                 | CASES      | CAPACI... | UNITS HIGH | DOS   | MVMT | Barcode   |
|-------|-----|-------------|----------------------|------------|-----------|------------|-------|------|---|
| 40    | 1   | 8066095605  | CORONA 6PK BT        | 0.75       | 3.00      | 1.00       | 10.30 | 2.04 |    |
| 41    | 1   | 18195400004 | PERONI NASTRO AZZ... | 9999999... | 2.00      | 1.00       | 0.00  | 0.00 |   |
| 42    | 1   | 78615000014 | STELLAART 12PK BT    | 1.00       | 2.00      | 1.00       | 18.21 | 0.77 |  |

Segment #2 : Shelf #4 DEPTH: 24 in WIDTH: 22 in DISTANCE FROM TOP OF BASE SHELF TO BOTTOM OF SHELF: 0.00 in

| POS # | FAC | UPC        | NAME           | CASES | CAPACI... | UNITS HIGH | DOS  | MVMT | Barcode   |
|-------|-----|------------|----------------|-------|-----------|------------|------|------|---|
| 43    | 1   | 8066095757 | MODELO 12PKBT  | 2.00  | 4.00      | 2.00       | 7.07 | 3.96 |  |
| 44    | 1   | 8066095615 | CORONA 12PK BT | 2.00  | 4.00      | 1.00       | 3.08 | 9.08 |  |







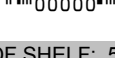
Segment #3 : Shelf #1 DEPTH: 24 in WIDTH: 100 in DISTANCE FROM TOP OF BASE SHELF TO BOTTOM OF SHELF: 69.00 in

| POS # | FAC | UPC         | NAME                   | CASES      | CAPACI... | UNITS HIGH | DOS  | MVMT | Barcode   |
|-------|-----|-------------|------------------------|------------|-----------|------------|------|------|---|
| 1     | 1   | 8769200804  | TRULY TROPICAL VARI... | 9999999... | 2.00      | 1.00       | 0.00 | 0.00 |  |
| 2     | 1   | 63598580006 | WHITE CLAW VARIET...   | 9999999... | 2.00      | 1.00       | 0.00 | 0.00 |  |
| 3     | 1   | 63598500004 | WHITE CLAW SURGE ...   | 9999999... | 9.00      | 1.00       | 0.00 | 0.00 |  |
| 4     | 1   | 18195400004 | PERONI NASTRO AZZ...   | 9999999... | 2.00      | 1.00       | 0.00 | 0.00 |  |
| 26    | 1   | 7231123012  | DOS EQUIS XX LAGER...  | 9999999... | 2.00      | 1.00       | 0.00 | 0.00 |  |
| 27    | 1   | 8769200991  | TRULY SPIKED & SPAR... | 9999999... | 2.00      | 1.00       | 0.00 | 0.00 |  |
| 28    | 1   | 8248812300  | BECKS 12/12B           | 9999999... | 2.00      | 1.00       | 0.00 | 0.00 |  |

















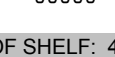



**SCHEMATIC BACKING REPORT**

1190.psa

|    |   |             |                       |            |      |      |      |      |   |   |   |
|----|---|-------------|-----------------------|------------|------|------|------|------|---|---|---|
| 45 | 1 | 63598526038 | WHITE CLAW HARD S...  | 9999999... | 9.00 | 1.00 | 0.00 | 0.00 | 0 |  | 0 |
| 46 | 1 | 75452700421 | NEW BELGIUM VOOD...   | 9999999... | 3.00 | 1.00 | 0.00 | 0.00 | 0 |  | 0 |
| 47 | 1 | 1820020210  | BUD LIGHT PEELS VA... | 9999999... | 2.00 | 1.00 | 0.00 | 0.00 | 0 |  | 0 |
| 48 | 1 | 7199009516  | BLUE MOON BELGIAN ... | 9999999... | 2.00 | 1.00 | 0.00 | 0.00 | 0 |  | 0 |
| 64 | 1 | 3354400043  | CORONA HARD SELTZ...  | 9999999... | 2.00 | 1.00 | 0.00 | 0.00 | 0 |  | 0 |
| 65 | 1 | 1820020208  | BUD LIGHT SELTZER ... | 9999999... | 2.00 | 1.00 | 0.00 | 0.00 | 0 |  | 0 |
| 66 | 1 | 86907100027 | MONTAUK WAVE CHA...   | 9999999... | 3.00 | 1.00 | 0.00 | 0.00 | 0 |  | 0 |

Segment #3 : Shelf #2 DEPTH: 24 in WIDTH: 100 in DISTANCE FROM TOP OF BASE SHELF TO BOTTOM OF SHELF: 57.00 in




| POS | # FAC | UPC         | NAME               | CASES      | CAPACI... | UNITS HIGH | DOS    | MVMT | Barcode   |
|-----|-------|-------------|--------------------|------------|-----------|------------|--------|------|---|
| 5   | 1     | 75452700022 | NEW BGM FTAM 6PKBT | 9999999... | 3.00      | 1.00       | 90.91  | 0.23 | 0  0   |
| 6   | 1     | 8769282102  | ANGRY ORCH CRSP 6P | 9999999... | 3.00      | 1.00       | 42.00  | 0.50 | 0  0   |
| 7   | 1     | 7199009511  | BLUE MOON 6PK BT   | 9999999... | 3.00      | 1.00       | 39.03  | 0.54 | 0  0   |
| 8   | 1     | 3410057636  | MILLER LTE 12PK CN | 9999999... | 2.00      | 1.00       | 15.82  | 0.89 | 0  0  |
| 29  | 1     | 3410057340  | MILLER LITE 18PKCN | 9999999... | 1.00      | 1.00       | 26.02  | 0.27 | 0  0 |
| 30  | 1     | 3410051681  | CAPE LINE VTY 12PK | 9999999... | 2.00      | 1.00       | 60.61  | 0.23 | 0  0 |
| 31  | 1     | 3410001509  | MIL HIGH LF 12PKBT | 9999999... | 2.00      | 1.00       | 26.02  | 0.54 | 0  0 |
| 32  | 1     | 3354495053  | CORONA FAM 12PK BT | 9999999... | 2.00      | 1.00       | 181.82 | 0.08 | 0  0 |
| 49  | 1     | 3354400013  | CORNA REFSC 12PKCN | 9999999... | 2.00      | 1.00       | 90.91  | 0.15 | 0  0 |
| 50  | 1     | 2210000170  | PABST 12 PACK CAN  | 9999999... | 2.00      | 1.00       | 33.10  | 0.42 | 0  0 |
| 51  | 1     | 1820053047  | BUD LT 12PK CANS   | 9999999... | 2.00      | 1.00       | 15.17  | 0.92 | 0  0 |
| 67  | 1     | 1820028443  | NATURAL ICE 15PKCN | 9999999... | 1.00      | 1.00       | 30.30  | 0.23 | 0  0 |
| 68  | 1     | 1820025001  | BUD LIGHT          | 9999999... | 8.00      | 1.00       | 14.86  | 3.77 | 0  0 |
| 69  | 1     | 1820020079  | BUD LT ORG 6PK BTL | 9999999... | 3.00      | 1.00       | 109.38 | 0.19 | 0  0 |
| 70  | 1     | 1820020077  | NATURAL LT 15PK CN | 9999999... | 1.00      | 1.00       | 90.91  | 0.08 | 0  0 |
| 71  | 1     | 1820011047  | BUD 12PK CAN       | 9999999... | 2.00      | 1.00       | 14.55  | 0.96 | 0  0 |
| 72  | 1     | 1820005990  | MICH ULTRA 12PKBT  | 9999999... | 2.00      | 1.00       | 33.10  | 0.42 | 0  0 |
| 73  | 1     | 61300874829 | ANPALM SPDHH 1PK   | 9999999... | 8.00      | 1.00       | 53.95  | 1.04 | 0  0 |

Segment #3 : Shelf #3 DEPTH: 24 in WIDTH: 22 in DISTANCE FROM TOP OF BASE SHELF TO BOTTOM OF SHELF: 40.00 in




| POS | # FAC | UPC | NAME | CASES | CAPACI... | UNITS HIGH | DOS | MVMT | Barcode |
|-----|-------|-----|------|-------|-----------|------------|-----|------|---------|
|-----|-------|-----|------|-------|-----------|------------|-----|------|---------|

**SCHEMATIC BACKING REPORT**




1190.psa

|    |   |             |                                  |      |      |      |       |      |   |
|----|---|-------------|----------------------------------|------|------|------|-------|------|---|
| 52 | 1 | 85389700227 | BON & VIV VR 12PK                | 1.50 | 3.00 | 1.00 | 49.65 | 0.42 |  |
| 53 | 1 | 1820020208  | BUD LIGHT SELTZER ... 9999999... | 3.00 | 1.00 | 1.00 | 0.00  | 0.00 |  |
| 54 | 1 | 3354400043  | CORONA HARD SELTZ... 9999999...  | 3.00 | 1.00 | 1.00 | 0.00  | 0.00 |  |




Segment #3 : Shelf #4      DEPTH: 24 in    WIDTH: 22 in    DISTANCE FROM TOP OF BASE SHELF TO BOTTOM OF SHELF: 29.00 in

| POS # | FAC | UPC        | NAME                              | CASES | CAPACI... | UNITS HIGH | DOS  | MVMT | Barcode   |
|-------|-----|------------|-----------------------------------|-------|-----------|------------|------|------|---|
| 55    | 1   | 7199009516 | BLUE MOON BELGIAN ... 9999999...  | 2.00  | 1.00      | 1.00       | 0.00 | 0.00 |  |
| 56    | 1   | 8769200991 | TRULY SPIKED & SPAR... 9999999... | 3.00  | 1.00      | 1.00       | 0.00 | 0.00 |  |
| 57    | 1   | 8769200804 | TRULY TROPICAL VARI... 9999999... | 3.00  | 1.00      | 1.00       | 0.00 | 0.00 |  |

Segment #3 : Shelf #5      DEPTH: 24 in    WIDTH: 22 in    DISTANCE FROM TOP OF BASE SHELF TO BOTTOM OF SHELF: 17.50 in

| POS # | FAC | UPC         | NAME                            | CASES | CAPACI... | UNITS HIGH | DOS    | MVMT | Barcode  |
|-------|-----|-------------|---------------------------------|-------|-----------|------------|--------|------|--|
| 58    | 1   | 7289000159  | HEINEKEN LT 12PK                | 1.00  | 2.00      | 1.00       | 10.40  | 1.35 |   |
| 59    | 1   | 8769200686  | TRULY BERRY 12PKCN              | 1.50  | 3.00      | 1.00       | 182.61 | 0.12 |   |
| 60    | 1   | 63598580006 | WHITE CLAW VARIET... 9999999... | 3.00  | 1.00      | 1.00       | 0.00   | 0.00 |  |

Segment #3 : Shelf #6      DEPTH: 24 in    WIDTH: 22 in    DISTANCE FROM TOP OF BASE SHELF TO BOTTOM OF SHELF: 0.00 in

| POS # | FAC | UPC         | NAME               | CASES | CAPACI... | UNITS HIGH | DOS   | MVMT | Barcode   |
|-------|-----|-------------|--------------------|-------|-----------|------------|-------|------|---|
| 61    | 1   | 7289000016  | HEINEKEN 12PK BTL  | 3.00  | 6.00      | 1.00       | 12.41 | 3.38 |  |
| 62    | 1   | 7289000020  | HEINEKEN 12PK CAN  | 2.00  | 4.00      | 2.00       | 21.41 | 1.31 |  |
| 63    | 1   | 63598554890 | WHT CLW SLZ 12PKCN | 2.00  | 4.00      | 2.00       | 16.93 | 1.65 |  |

SKUs on Planogram: 59