



6026_2_DOOR_COLD





6026_2_DOOR_COLD





6026_2_DOOR_COLD



Printed: 7/9/2020

Traffic Flow Left-right

POG: 6026.psa

POG Size: 3'10.00
Segments 1 - 2 of 2
Page: 3



6026_2_DOOR_COLD



Printed: 7/9/2020

Traffic Flow Left-right

POG: 6026.psa


POG Size: 3'10.00

Segment: 1 of 2

Page: 4



6026_2_DOOR_COLD



Printed: 7/9/2020

Traffic Flow Left-right

POG: 6026.psa

POG Size: 3'10.00

Segment: 2 of 2

Page: 5

SCHEMATIC BACKING REPORT

6026.psa

Planogram: 6026_2_DOOR_COLD

Segment #1 : Shelf #1 DEPTH: 22 in WIDTH: 23 in DISTANCE FROM TOP OF BASE SHELF TO BOTTOM OF SHELF: 43.00 in

POS #	FAC	UPC	NAME	CASES	CAPACI...	UNITS HIGH	DOS	MVMT	Barcode
12	1	1820020208	BUD LIGHT SELTZER ...	9999999...	2.00	1.00	0.00	0.00	
13	1	8769200424	TRULY CIT VAR 12PK	1.00	2.00	1.00	36.36	0.39	
14	1	3354400013	CORNA REFSC 12PKCN	1.00	2.00	1.00	24.26	0.58	

Segment #1 : Shelf #2 DEPTH: 22 in WIDTH: 23 in DISTANCE FROM TOP OF BASE SHELF TO BOTTOM OF SHELF: 33.00 in

POS #	FAC	UPC	NAME	CASES	CAPACI...	UNITS HIGH	DOS	MVMT	Barcode
15	1	63598580006	WHITE CLAW VARIET...	9999999...	2.00	1.00	0.00	0.00	
16	1	3354400043	CORONA HARD SELTZ...	9999999...	2.00	1.00	0.00	0.00	
17	1	8200078142	SMIRNOFF SPIKED SE...	9999999...	2.00	1.00	0.00	0.00	

Segment #1 : Shelf #3 DEPTH: 22 in WIDTH: 23 in DISTANCE FROM TOP OF BASE SHELF TO BOTTOM OF SHELF: 22.00 in

POS #	FAC	UPC	NAME	CASES	CAPACI...	UNITS HIGH	DOS	MVMT	Barcode
18	1	63598554890	WHT CLW SLZ 12PKCN	1.50	3.00	1.00	13.65	1.54	
19	1	7289000159	HEINEKEN LT 12PK	1.00	2.00	1.00	18.21	0.77	
20	1	78615000014	STELLA ART 12PK BT	1.00	2.00	1.00	16.55	0.85	

Segment #1 : Shelf #4 DEPTH: 22 in WIDTH: 23 in DISTANCE FROM TOP OF BASE SHELF TO BOTTOM OF SHELF: 0.00 in









POS #	FAC	UPC	NAME	CASES	CAPACI...	UNITS HIGH	DOS	MVMT	Barcode
21	1	7289000016	HEINEKEN 12PK BTL	2.00	4.00	2.00	17.34	1.62	
22	1	7289000020	HEINEKEN 12PK CAN	2.00	4.00	2.00	56.00	0.50	
23	1	8066095615	CORONA 12PK BT	2.00	4.00	2.00	9.45	2.96	

Segment #2 : Shelf #1 DEPTH: 24 in WIDTH: 85 in DISTANCE FROM TOP OF BASE SHELF TO BOTTOM OF SHELF: 69.00 in












POS #	FAC	UPC	NAME	CASES	CAPACI...	UNITS HIGH	DOS	MVMT	Barcode
1	1	63598580006	WHITE CLAW VARIET...	9999999...	2.00	1.00	0.00	0.00	
2	1	86907100026	MTK 2NDSSNL 6PK CN	9999999...	6.00	2.00	109.09	0.39	
3	1	63598500004	WHITE CLAW SURGE ...	9999999...	9.00	1.00	0.00	0.00	
4	1	1820025013	NATTY DADDY 1/25C	9999999...	8.00	1.00	0.00	0.00	

SCHEMATIC BACKING REPORT




6026.psa

5	1	8769283231	TWISTED TEA HARD I...	9999999...	8.00	1.00	0.00	0.00	
6	1	8066095721	MODELO ESPECIAL 1/...	9999999...	8.00	1.00	0.00	0.00	
24	1	75452700421	NEW BELGIUM VOOD...	9999999...	3.00	1.00	0.00	0.00	
25	1	68174500134	BLUE POINT TOASTED...	9999999...	1.00	1.00	0.00	0.00	
26	1	8200078142	SMIRNOFF SPIKED SE...	9999999...	2.00	1.00	0.00	0.00	
27	1	3354400043	CORONA HARD SELTZ...	9999999...	2.00	1.00	0.00	0.00	
52	1	1820020208	BUD LIGHT SELTZER ...	9999999...	2.00	1.00	0.00	0.00	
53	1	8769229103	SAMUEL ADAMS BRE...	9999999...	2.00	1.00	0.00	0.00	
54	1	8769201103	SAMUEL ADAMS SEAS...	9999999...	2.00	1.00	0.00	0.00	
55	1	86907100027	MTK WAVE CHSR 6PKC	9999999...	6.00	2.00	109.09	0.39	

Segment #2 : Shelf #2 DEPTH: 24 in WIDTH: 85 in DISTANCE FROM TOP OF BASE SHELF TO BOTTOM OF SHELF: 57.00 in






POS	# FAC	UPC	NAME	CASES	CAPACI...	UNITS HIGH	DOS	MVMT	Barcode
7	1	75452700022	NEW BGM FTAM 6PKBT	9999999...	3.00	1.00	182.61	0.12	
8	1	3410008716	RDDS APPL ALE 6PK	9999999...	3.00	1.00	552.63	0.04	
9	1	61300874829	ANPALM SPDHH 1PK	9999999...	8.00	1.00	48.53	1.15	
10	1	8769200660	ANGRY ORCH ROSE 6P	9999999...	3.00	1.00	552.63	0.04	
11	1	8066095625	CORONA LT 6PK BT	9999999...	3.00	1.00	552.63	0.04	
28	1	7199009511	BLUE MOON 6PK BT	9999999...	3.00	1.00	45.45	0.46	
29	1	7231123021	SOL 12/12B	9999999...	2.00	1.00	0.00	0.00	
30	1	7199047712	KEYSTONE ICE 24ZCN	9999999...	8.00	1.00	24.26	2.31	
31	1	7199010071	COORS SGL CAN	9999999...	8.00	1.00	21.73	2.58	
32	1	7199030065	COORS LT SGL CAN	9999999...	8.00	1.00	37.33	1.50	
56	1	1820096721	MICHELOB ULTRA 18/1...	9999999...	1.00	1.00	0.00	0.00	

Segment #2 : Shelf #3 DEPTH: 22 in WIDTH: 23 in DISTANCE FROM TOP OF BASE SHELF TO BOTTOM OF SHELF: 42.00 in




POS	# FAC	UPC	NAME	CASES	CAPACI...	UNITS HIGH	DOS	MVMT	Barcode
33	1	63598500004	WHITE CLAW SURGE ...	9999999...	8.00	1.00	0.00	0.00	
34	1	8769283231	TWISTED TEA HARD I...	9999999...	7.00	1.00	0.00	0.00	
35	1	7289000119	HEINEKEN SGL CN	0.58	7.00	1.00	14.99	3.27	

SCHEMATIC BACKING REPORT





6026.psa

36	1	8066095643	CORONA EXTRA CAN	0.58	7.00	1.00	27.10	1.81	
37	1	8066095721	MODELO ESPECIAL 1/...	9999999...	7.00	1.00	0.00	0.00	
38	1	1820025000	BUDWEISER	0.47	7.00	1.00	16.33	3.00	
39	1	1820025008	NATURAL ICE	0.58	7.00	1.00	13.27	3.69	
40	1	1820025013	NATTY DADDY 1/25C	9999999...	7.00	1.00	0.00	0.00	





Segment #2 : Shelf #4 DEPTH: 22 in WIDTH: 23 in DISTANCE FROM TOP OF BASE SHELF TO BOTTOM OF SHELF: 30.00 in

POS	# FAC	UPC	NAME	CASES	CAPACI...	UNITS HIGH	DOS	MVMT	Barcode
41	1	8066095675	CORONA LT 12PK BT	1.00	2.00	1.00	22.76	0.61	
42	1	1820053047	BUD LT 12PK CANS	1.00	2.00	1.00	4.79	2.92	
43	1	1820028443	NATURAL ICE 15PKCN	1.00	2.00	2.00	10.11	1.39	

Segment #2 : Shelf #5 DEPTH: 22 in WIDTH: 23 in DISTANCE FROM TOP OF BASE SHELF TO BOTTOM OF SHELF: 18.00 in

POS	# FAC	UPC	NAME	CASES	CAPACI...	UNITS HIGH	DOS	MVMT	Barcode
44	1	8066095695	CORONA 12PK CAN	1.00	2.00	1.00	24.26	0.58	
45	1	8066095605	CORONA 6PK BT	0.50	2.00	1.00	9.58	1.46	
46	1	1820011047	BUD 12PK CAN	1.00	2.00	1.00	7.00	2.00	
47	1	7199000048	COORS LT 12PK CAN	1.00	2.00	1.00	17.33	0.81	


Segment #2 : Shelf #6 DEPTH: 22 in WIDTH: 23 in DISTANCE FROM TOP OF BASE SHELF TO BOTTOM OF SHELF: 0.00 in

POS	# FAC	UPC	NAME	CASES	CAPACI...	UNITS HIGH	DOS	MVMT	Barcode
48	1	8066095715	MODELO ESP 12PKCN	2.00	4.00	2.00	29.11	0.96	
49	1	1820053218	BUD LT 18PK CAN	2.00	2.00	1.00	20.23	0.69	
50	1	1820011218	BUD 18PK CAN	2.00	2.00	1.00	8.67	1.62	
51	1	1820020077	NATURAL LT 15PK CN	1.00	2.00	1.00	7.28	1.92	

SKUs on Planogram: 48



6026_8ft_OPEN_WARM



Printed: 7/9/2020

Traffic Flow Left-right

POG: 6026.psa


POG Size: 8'0.00

Segment: 1 of 1

Page: 1



6026_8ft_OPEN_WARM



Printed: 7/9/2020

Traffic Flow Left-right

POG: 6026.psa

POG Size: 8'0.00

Segment: 1 of 1

Page: 2



6026_8ft_OPEN_WARM



Printed: 7/9/2020

Traffic Flow Left-right

POG: 6026.psa


POG Size: 8'0.00

Segment: 1 of 1

Page: 3



6026_8ft_OPEN_WARM



Printed: 7/9/2020

Traffic Flow Left-right

POG: 6026.psa

POG Size: 8'0.00

Segment: 1 of 1

Page: 4

SCHEMATIC BACKING REPORT










6026.psa

Planogram: 6026_8ft_OPEN_WARM

Segment #1 : Shelf #1 DEPTH: 20 in WIDTH: 96 in DISTANCE FROM TOP OF BASE SHELF TO BOTTOM OF SHELF: 49.00 in

POS	# FAC	UPC	NAME	CASES	CAPACI...	UNITS HIGH	DOS	MVMT	Barcode
1	1	63598554890	WHT CLW SLZ 12PKCN	1.50	3.00	1.00	13.65	1.54	
2	1	63598580006	WHITE CLAW VARIET...	9999999...	3.00	1.00	0.00	0.00	
3	1	3354400043	CORONA HARD SELTZ...	9999999...	2.00	1.00	0.00	0.00	
4	1	1820020208	BUD LIGHT SELTZER ...	9999999...	3.00	1.00	0.00	0.00	
5	1	8769200686	TRULY BERRY 12PKCN	1.50	3.00	1.00	109.38	0.19	
6	1	3410051681	CAPE LINE VTY 12PK	1.00	2.00	1.00	45.45	0.31	
7	1	85389700227	BON & VIV VR 12PK	1.50	3.00	1.00	78.07	0.27	
8	1	86907100026	MTK 2NDSSNL 6PK CN	9999999...	4.00	2.00	72.73	0.39	
9	1	3410051605	LEIN SNL SHND 6PK	0.75	3.00	1.00	109.38	0.19	
10	1	8769230050	SAM ADM SEAS 6PKBT	1.00	4.00	1.00	736.84	0.04	
11	1	75452700421	NEW BELGIUM VOOD...	9999999...	4.00	1.00	0.00	0.00	
12	1	68174511118	BLUE PNT SEASON 6P	1.00	4.00	1.00	181.82	0.15	
13	1	8769282102	ANGRY ORCH CRSP 6P	0.50	2.00	1.00	90.91	0.15	
14	1	1820028443	NATURAL ICE 15PKCN	1.00	2.00	2.00	10.11	1.39	

Segment #1 : Shelf #2 DEPTH: 20 in WIDTH: 96 in DISTANCE FROM TOP OF BASE SHELF TO BOTTOM OF SHELF: 36.00 in















POS	# FAC	UPC	NAME	CASES	CAPACI...	UNITS HIGH	DOS	MVMT	Barcode
15	1	63598512998	MIKES PRTY 12PK BT	1.00	2.00	1.00	52.04	0.27	
16	1	8769201103	SAMUEL ADAMS SEAS...	9999999...	2.00	1.00	0.00	0.00	
17	1	8769229103	SAMUEL ADAMS BRE...	9999999...	2.00	1.00	0.00	0.00	
18	1	64286090024	FOUNDERS ALL DAY S...	1.00	2.00	2.00	0.00	0.00	
19	1	68174500134	BLUE POINT TOASTED...	9999999...	2.00	2.00	0.00	0.00	
20	1	86273700006	MTK SSNL 6PK CN	1.00	4.00	2.00	90.91	0.31	
21	1	86907100027	MTK WAVE CHSR 6PKC	9999999...	4.00	2.00	72.73	0.39	
22	1	7199009516	BLUE MOON WHT 12P	1.00	2.00	1.00	368.42	0.04	
23	1	7289000020	HEINEKEN 12PK CAN	1.00	2.00	1.00	28.00	0.50	

SCHEMATIC BACKING REPORT






6026.psa

24	1	7289000011	HEINEKEN 6 PK BT	1.00	4.00	1.00	56.00	0.50	0		0
25	1	8066095621	CORONA LT CAN 12PK	1.00	2.00	1.00	90.91	0.15	0		0
26	1	8066095695	CORONA 12PK CAN	1.00	2.00	1.00	24.26	0.58	0		0
27	1	8066095715	MODELO ESP 12PKCN	1.00	2.00	1.00	14.55	0.96	0		0
28	1	1820000769	BUD LT 12PK BT	1.00	2.00	1.00	181.82	0.08	0		0

Segment #1 : Shelf #3 DEPTH: 20 in WIDTH: 96 in DISTANCE FROM TOP OF BASE SHELF TO BOTTOM OF SHELF: 23.00 in

POS	# FAC	UPC	NAME	CASES	CAPACI...	UNITS HIGH	DOS	MVMT	Barcode		
29	1	78615000014	STELLAART 12PK BT	1.00	2.00	1.00	16.55	0.85	0		0
30	1	7289000159	HEINEKEN LT 12PK	1.00	2.00	1.00	18.21	0.77	0		0
31	1	8248812300	BECKS 12 PK BT	1.00	2.00	1.00	90.91	0.15	0		0
32	1	78615000001	STELLAARTOIS BTL G...	1.00	4.00	1.00	0.00	0.00	0		0
33	1	8066095605	CORONA 6PK BT	0.75	3.00	1.00	14.36	1.46	0		0
34	1	3354495042	CORONA PRM 12PK BT	0.50	1.00	1.00	20.23	0.35	0		0
35	1	3354495041	CORONA PRM 6PK BT	0.50	2.00	1.00	36.36	0.39	0		0
36	1	1820005990	MICH ULTRA 12PKBT	1.00	2.00	1.00	24.26	0.58	0		0
37	1	1820020083	MICH PG 12PK BT	1.00	2.00	1.00	52.04	0.27	0		0
38	1	7199000048	COORS LT 12PK CAN	1.00	2.00	1.00	17.33	0.81	0		0
39	1	7199030069	COORS LT 12PK BT	1.00	2.00	1.00	90.91	0.15	0		0
40	1	3410057636	MILLER LTE 12PK CN	1.00	2.00	1.00	60.61	0.23	0		0
41	1	3410001509	MIL HIGH LF 12PKBT	1.00	2.00	1.00	30.30	0.46	0		0
42	1	2210000170	PABST 12 PACK CAN	1.00	2.00	1.00	24.26	0.58	0		0

Segment #1 : Shelf #4 DEPTH: 20 in WIDTH: 96 in DISTANCE FROM TOP OF BASE SHELF TO BOTTOM OF SHELF: 0.00 in

POS	# FAC	UPC	NAME	CASES	CAPACI...	UNITS HIGH	DOS	MVMT	Barcode		
43	1	72890000016	HEINEKEN 12PK BTL	2.00	4.00	2.00	17.34	1.62	0		0
44	1	8066095615	CORONA 12PK BT	2.00	4.00	2.00	9.45	2.96	0		0
45	1	8066095675	CORONA LT 12PK BT	1.00	2.00	2.00	22.76	0.61	0		0
46	1	8066095757	MODELO 12PKBT	1.00	2.00	2.00	33.10	0.42	0		0
47	1	1820053218	BUD LT 18PK CAN	2.00	2.00	2.00	20.23	0.69	0		0

SCHEMATIC BACKING REPORT

6026.psa

48	1	1820053047	BUD LT 12PK CANS	1.00	2.00	2.00	4.79	2.92	0		0
49	1	1820053308	BUD LT 18PK BT	2.00	2.00	2.00	368.42	0.04	0		0
50	1	1820000771	BUD 12PK BT	2.00	4.00	2.00	243.48	0.12	0		0
51	1	1820011047	BUD 12PK CAN	2.00	4.00	4.00	14.00	2.00	0		0
52	1	1820011218	BUD 18PK CAN	2.00	2.00	2.00	8.67	1.62	0		0
53	1	7199030078	COORS LT 18PK BT	2.00	2.00	2.00	368.42	0.04	0		0
54	1	7199030017	COORS LT 18PK CAN	2.00	2.00	2.00	36.36	0.39	0		0
55	1	3410057340	MILLER LITE 18PKCN	2.00	2.00	2.00	36.36	0.39	0		0
56	1	1820020077	NATURAL LT 15PK CN	1.00	2.00	2.00	7.28	1.92	0		0

SKUs on Planogram: 56