



5367_3_DOOR_COLD



Printed: 7/9/2020

Traffic Flow Left-right

POG: 5367.psa

POG Size: 5'6.00
Segments 1 - 3 of 3
Page: 1



5367_3_DOOR_COLD



Printed: 7/9/2020

Traffic Flow Left-right

POG: 5367.psa

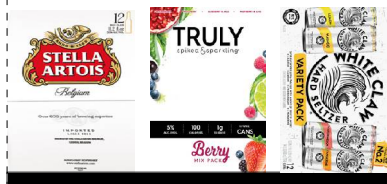
POG Size: 5'6.00

Segments 1 - 3 of 3

Page: 2



5367_3_DOOR_COLD



Printed: 7/9/2020

Traffic Flow Left-right

POG: 5367.psa

POG Size: 5'6.00

Segment: 1 of 3

Page: 4



5367_3_DOOR_COLD



Printed: 7/9/2020

Traffic Flow Left-right

POG: 5367.psa


POG Size: 5'6.00

Segment: 2 of 3

Page: 5



5367_3_DOOR_COLD



Printed: 7/9/2020

Traffic Flow Left-right

POG: 5367.psa

POG Size: 5'6.00

Segment: 3 of 3




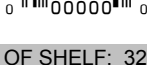
Page: 6

SCHEMATIC BACKING REPORT




5367.psa

Planogram: 5367_3_DOOR_COLD




Segment #1 : Shelf #1 DEPTH: 22 in WIDTH: 22 in DISTANCE FROM TOP OF BASE SHELF TO BOTTOM OF SHELF: 43.00 in

POS #	FAC	UPC	NAME	CASES	CAPACI...	UNITS HIGH	DOS	MVMT	Barcode
11	1	3354400013	CORNA REFSC 12PKCN	1.00	2.00	1.00	52.04	0.27	
12	1	78615000001	STELLAART 6PK BT	0.75	3.00	1.00	9.93	2.12	
13	1	7289000020	HEINEKEN 12PK CAN	1.00	2.00	1.00	6.07	2.31	
14	1	7289000011	HEINEKEN 6 PK BT	0.75	3.00	1.00	8.67	2.42	




Segment #1 : Shelf #2 DEPTH: 22 in WIDTH: 22 in DISTANCE FROM TOP OF BASE SHELF TO BOTTOM OF SHELF: 32.00 in

POS #	FAC	UPC	NAME	CASES	CAPACI...	UNITS HIGH	DOS	MVMT	Barcode
15	1	3354400043	CORONA HARD SELTZ...	9999999...	3.00	1.00	0.00	0.00	
16	1	85389700227	BON & VIV VR 12PK	1.50	3.00	1.00	272.73	0.08	
17	1	7199009516	BLUE MOON WHT 12P	1.00	2.00	1.00	11.03	1.27	




Segment #1 : Shelf #3 DEPTH: 22 in WIDTH: 22 in DISTANCE FROM TOP OF BASE SHELF TO BOTTOM OF SHELF: 20.00 in

POS #	FAC	UPC	NAME	CASES	CAPACI...	UNITS HIGH	DOS	MVMT	Barcode
18	1	63598580006	WHITE CLAW VARIET...	9999999...	3.00	1.00	0.00	0.00	
19	1	8769200686	TRULY BERRY 12PKCN	1.50	3.00	1.00	78.07	0.27	
20	1	78615000014	STELLAART 12PK BT	1.00	2.00	1.00	4.85	2.88	

Segment #1 : Shelf #4 DEPTH: 22 in WIDTH: 22 in DISTANCE FROM TOP OF BASE SHELF TO BOTTOM OF SHELF: 0.00 in






POS #	FAC	UPC	NAME	CASES	CAPACI...	UNITS HIGH	DOS	MVMT	Barcode
21	1	63598554890	WHT CLW SLZ 12PKCN	3.00	6.00	2.00	21.84	1.92	
22	1	7289000159	HEINEKEN LT 12PK	2.00	4.00	2.00	90.91	0.31	
23	1	7289000016	HEINEKEN 12PK BTL	2.00	4.00	2.00	2.02	13.89	

Segment #2 : Shelf #1 DEPTH: 24 in WIDTH: 75 in DISTANCE FROM TOP OF BASE SHELF TO BOTTOM OF SHELF: 69.00 in

POS #	FAC	UPC	NAME	CASES	CAPACI...	UNITS HIGH	DOS	MVMT	Barcode
1	1	63598580006	WHITE CLAW VARIET...	9999999...	2.00	1.00	0.00	0.00	
2	1	8066095785	MODELO NEGRA 6/12B	9999999...	2.00	1.00	0.00	0.00	
3	1	3354495053	CORONA FAMILIAR 12/...	9999999...	2.00	1.00	0.00	0.00	

SCHEMATIC BACKING REPORT





5367.psa

4	1	63598526038	WHITE CLAW HARD S...	9999999...	9.00	1.00	0.00	0.00	
24	1	78615000146	HOEGAARDEN WHITE...	9999999...	3.00	1.00	0.00	0.00	
25	1	18195400002	PERONI NASTRO AZZ...	9999999...	3.00	1.00	0.00	0.00	
26	1	3354400043	CORONA HARD SELTZ...	9999999...	2.00	1.00	0.00	0.00	
27	1	63598500004	WHITE CLAW SURGE ...	9999999...	9.00	1.00	0.00	0.00	




Segment #2 : Shelf #2 DEPTH: 24 in WIDTH: 75 in DISTANCE FROM TOP OF BASE SHELF TO BOTTOM OF SHELF: 57.00 in

POS #	FAC	UPC	NAME	CASES	CAPACI...	UNITS HIGH	DOS	MVMT	Barcode
5	1	61300874829	ANPALM SPDHH 1PK	9999999...	8.00	1.00	17.98	3.12	
6	1	87692300050	SAMUEL ADAMS SEAS...	9999999...	3.00	1.00	0.00	0.00	
7	1	7199030120	COORS LT 3PK	9999999...	2.00	1.00	7.14	1.96	
8	1	7199010071	COORS SGL CAN	9999999...	8.00	1.00	5.62	9.96	
9	1	1820053047	BUD LT 12PK CANS	9999999...	2.00	1.00	11.03	1.27	
10	1	2210000170	PABST 12 PACK CAN	9999999...	2.00	1.00	28.00	0.50	
28	1	7199009511	BLUE MOON 6PK BT	9999999...	3.00	1.00	13.65	1.54	
29	1	3410057636	MILLER LTE 12PK CN	9999999...	2.00	1.00	24.26	0.58	
30	1	3410001509	MIL HIGH LF 12PKBT	9999999...	2.00	1.00	90.91	0.15	
31	1	1820025001	BUD LIGHT	9999999...	8.00	1.00	8.99	6.23	

Segment #2 : Shelf #3 DEPTH: 22 in WIDTH: 22 in DISTANCE FROM TOP OF BASE SHELF TO BOTTOM OF SHELF: 43.00 in

POS #	FAC	UPC	NAME	CASES	CAPACI...	UNITS HIGH	DOS	MVMT	Barcode
32	1	18195400002	PERONI NASTRO AZZ...	9999999...	3.00	1.00	0.00	0.00	
33	1	8066095605	CORONA 6PK BT	0.50	2.00	1.00	7.74	1.81	
34	1	8066095765	MODELO ESP 6PK BT	0.50	2.00	1.00	5.87	2.38	
35	1	8066095785	MODELO NEGRA 6/12B	9999999...	2.00	1.00	0.00	0.00	




Segment #2 : Shelf #4 DEPTH: 22 in WIDTH: 22 in DISTANCE FROM TOP OF BASE SHELF TO BOTTOM OF SHELF: 32.00 in

POS #	FAC	UPC	NAME	CASES	CAPACI...	UNITS HIGH	DOS	MVMT	Barcode
36	1	78615000146	HOEGAARDEN WHITE...	9999999...	2.00	1.00	0.00	0.00	
37	1	3354495042	CORONA PRM 12PK BT	1.00	2.00	1.00	18.21	0.77	
38	1	1820005990	MICH ULTRA 12PKBT	1.00	2.00	1.00	13.00	1.08	



SCHEMATIC BACKING REPORT

5367.psa








Segment #2 : Shelf #5 DEPTH: 22 in WIDTH: 22 in DISTANCE FROM TOP OF BASE SHELF TO BOTTOM OF SHELF: 21.00 in

POS #	FAC	UPC	NAME	CASES	CAPACI...	UNITS HIGH	DOS	MVMT	Barcode
39	1	8066095675	CORONA LT 12PK BT	1.00	2.00	1.00	7.43	1.89	
40	1	3354495053	CORONA FAMILIAR 12/...	9999999...	2.00	1.00	0.00	0.00	
41	1	8066095715	MODELO ESP 12PKCN	1.00	2.00	1.00	3.87	3.62	




Segment #2 : Shelf #6 DEPTH: 22 in WIDTH: 22 in DISTANCE FROM TOP OF BASE SHELF TO BOTTOM OF SHELF: 0.00 in

POS #	FAC	UPC	NAME	CASES	CAPACI...	UNITS HIGH	DOS	MVMT	Barcode
42	1	8066095695	CORONA 12PK CAN	2.00	4.00	2.00	6.74	4.15	
43	2	8066095615	CORONA 12PK BT	6.00	12.00	2.00	4.37	19.23	




Segment #3 : Shelf #1 DEPTH: 22 in WIDTH: 22 in DISTANCE FROM TOP OF BASE SHELF TO BOTTOM OF SHELF: 43.00 in

POS #	FAC	UPC	NAME	CASES	CAPACI...	UNITS HIGH	DOS	MVMT	Barcode
44	1	63598526038	WHITE CLAW HARD S...	9999999...	8.00	1.00	0.00	0.00	
45	1	63598500004	WHITE CLAW SURGE ...	9999999...	8.00	1.00	0.00	0.00	
46	1	7289000119	HEINEKEN SGL CN	0.58	7.00	1.00	5.69	8.62	
47	1	8066095643	CORONA EXTRA CAN	0.58	7.00	1.00	6.85	7.15	
48	1	8066095721	MODELO SGL CN	0.58	7.00	1.00	6.31	7.77	
49	1	1820025000	BUDWEISER	0.47	7.00	1.00	5.74	8.54	
50	1	7199030065	COORS LT SGL CAN	0.58	7.00	1.00	6.31	7.77	

Segment #3 : Shelf #2 DEPTH: 22 in WIDTH: 22 in DISTANCE FROM TOP OF BASE SHELF TO BOTTOM OF SHELF: 32.00 in

POS #	FAC	UPC	NAME	CASES	CAPACI...	UNITS HIGH	DOS	MVMT	Barcode
51	1	1820011218	BUD 18PK CAN	2.00	2.00	2.00	13.00	1.08	
52	1	7199030069	COORS LT 12PK BT	1.00	2.00	1.00	14.55	0.96	
53	1	7199000048	COORS LT 12PK CAN	1.00	2.00	1.00	4.28	3.27	




Segment #3 : Shelf #3 DEPTH: 22 in WIDTH: 22 in DISTANCE FROM TOP OF BASE SHELF TO BOTTOM OF SHELF: 19.00 in

POS #	FAC	UPC	NAME	CASES	CAPACI...	UNITS HIGH	DOS	MVMT	Barcode
54	1	1820000769	BUD LT 12PK BT	1.00	2.00	1.00	30.30	0.46	
55	1	1820011047	BUD 12PK CAN	1.00	2.00	1.00	7.28	1.92	
56	1	1820020077	NATURAL LT 15PK CN	1.00	2.00	2.00	21.41	0.65	

SCHEMATIC BACKING REPORT

5367.psa

Segment #3 : Shelf #4 DEPTH: 22 in WIDTH: 22 in DISTANCE FROM TOP OF BASE SHELF TO BOTTOM OF SHELF: 0.00 in

POS	# FAC	UPC	NAME	CASES	CAPACI...	UNITS HIGH	DOS	MVMT	Barcode
57	1	8066095757	MODELO 12PKBT	2.00	4.00	2.00	3.96	7.08	
58	1	1820053218	BUD LT 18PK CAN	2.00	2.00	1.00	8.67	1.62	
59	1	7199030017	COORS LT 18PK CAN	2.00	2.00	1.00	3.57	3.92	

SKUs on Planogram: 51