



1932_2_DOOR_COLD





1932_2_DOOR_COLD





1932_2_DOOR_COLD






1932_2_DOOR_COLD





1932_2_DOOR_COLD



Printed: 7/9/2020

Traffic Flow Left-right

POG: 1932.psa

POG Size: 3'8.00

Segment: 2 of 2





Page: 5

SCHEMATIC BACKING REPORT




1932.psa

Planogram: 1932_2_DOOR_COLD




Segment #1 : Shelf #1 DEPTH: 23 in WIDTH: 22 in DISTANCE FROM TOP OF BASE SHELF TO BOTTOM OF SHELF: 47.00 in

POS #	FAC	UPC	NAME	CASES	CAPACI...	UNITS HIGH	DOS	MVMT	Barcode
10	1	8200078142	SMIRNOFF SPIKED SE...	9999999...	3.00	1.00	0.00	0.00	
11	1	8066095605	CORONA 6PK BT	0.75	3.00	1.00	21.83	0.96	
12	1	8382012360	GUINNESS DRAUGHT ...	9999999...	4.00	1.00	0.00	0.00	
13	1	7289000020	HEINEKEN 12PK CAN	1.00	2.00	1.00	30.30	0.46	




Segment #1 : Shelf #2 DEPTH: 23 in WIDTH: 22 in DISTANCE FROM TOP OF BASE SHELF TO BOTTOM OF SHELF: 35.00 in

POS #	FAC	UPC	NAME	CASES	CAPACI...	UNITS HIGH	DOS	MVMT	Barcode
14	1	8769200686	TRULY BERRY 12PKCN	9999999...	3.00	1.00	552.63	0.04	
15	1	7199009516	BLUE MOON BELGIAN ...	9999999...	2.00	1.00	0.00	0.00	
16	1	3354495042	CORONA PRM 12PK BT	1.00	2.00	1.00	52.04	0.27	




Segment #1 : Shelf #3 DEPTH: 23 in WIDTH: 22 in DISTANCE FROM TOP OF BASE SHELF TO BOTTOM OF SHELF: 21.00 in

POS #	FAC	UPC	NAME	CASES	CAPACI...	UNITS HIGH	DOS	MVMT	Barcode
17	1	8769200424	TRULY CIT VAR 12PK	9999999...	3.00	1.00	82.74	0.42	
18	1	72383010009	LAGUNITAS INDIA PAL...	9999999...	2.00	1.00	0.00	0.00	
19	1	8066095675	CORONA LT 12PK BT	1.00	2.00	1.00	10.11	1.39	

Segment #1 : Shelf #4 DEPTH: 23 in WIDTH: 22 in DISTANCE FROM TOP OF BASE SHELF TO BOTTOM OF SHELF: 0.00 in


POS #	FAC	UPC	NAME	CASES	CAPACI...	UNITS HIGH	DOS	MVMT	Barcode
20	1	63598554890	WHT CLW SLZ 12PKCN	3.00	6.00	2.00	24.26	1.73	
21	1	8066095615	CORONA 12PK BT	2.00	4.00	2.00	8.18	3.42	
22	1	8066095757	MODELO 12PKBT	1.00	2.00	2.00	30.30	0.46	

Segment #2 : Shelf #1 DEPTH: 24 in WIDTH: 70 in DISTANCE FROM TOP OF BASE SHELF TO BOTTOM OF SHELF: 74.00 in












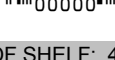

POS #	FAC	UPC	NAME	CASES	CAPACI...	UNITS HIGH	DOS	MVMT	Barcode
1	1	8248812300	BECKS 12/12B	9999999...	2.00	1.00	0.00	0.00	
2	1	63598500004	WHITE CLAW SURGE ...	9999999...	9.00	1.00	0.00	0.00	
3	1	7089701331	FOSTERS LAGER 1/25C	9999999...	7.00	1.00	0.00	0.00	

SCHEMATIC BACKING REPORT




1932.psa

4	1	8382012360	GUINNESS DRAUGHT ...	9999999...	4.00	1.00	0.00	0.00	0		0
23	1	7231123012	DOS EQUIS XX LAGER...	9999999...	2.00	1.00	0.00	0.00	0		0
24	1	72383010009	LAGUNITAS INDIA PAL...	9999999...	2.00	1.00	0.00	0.00	0		0
25	1	8200078142	SMIRNOFF SPIKED SE...	9999999...	2.00	1.00	0.00	0.00	0		0
26	1	63598526038	WHITE CLAW HARD S...	9999999...	9.00	1.00	0.00	0.00	0		0
49	1	7199009516	BLUE MOON BELGIAN ...	9999999...	2.00	1.00	0.00	0.00	0		0
50	1	8769200424	TRULY CIT VAR 12PK	9999999...	2.00	1.00	82.74	0.42	0		0
51	1	8066095721	MODELO ESPECIAL 1/...	0.67	8.00	1.00	0.00	0.00	0		0

Segment #2 : Shelf #2 DEPTH: 24 in WIDTH: 70 in DISTANCE FROM TOP OF BASE SHELF TO BOTTOM OF SHELF: 62.00 in

POS	# FAC	UPC	NAME	CASES	CAPACI...	UNITS HIGH	DOS	MVMT	Barcode
5	1	85389700227	BON & VIV VR 12PK	9999999...	2.00	1.00	72.92	0.19	
6	1	1820005989	MICH ULTRA 6PK BT	9999999...	3.00	1.00	54.55	0.39	
7	1	1820011047	BUD 12PK CAN	9999999...	2.00	1.00	33.10	0.42	
8	1	61300874829	ANPALM SPDHH 1PK	9999999...	8.00	1.00	50.22	1.12	
9	1	1820025001	BUD LIGHT	9999999...	8.00	1.00	32.35	1.73	
27	1	1820053047	BUD LT 12PK CANS	9999999...	2.00	1.00	24.26	0.58	
28	1	3354400013	CORNA REFSC 12PKCN	9999999...	2.00	1.00	72.92	0.19	
29	1	7289000119	HEINEKEN SGL CN	9999999...	8.00	1.00	35.51	1.58	
30	1	7199030120	COORS LT 3PK	9999999...	2.00	1.00	24.26	0.58	
31	1	3410001509	MIL HIGH LF 12PKBT	9999999...	2.00	1.00	181.82	0.08	
52	1	7199009511	BLUE MOON 6PK BT	9999999...	3.00	1.00	42.00	0.50	
53	1	3410057340	MILLER LITE 18PKCN	9999999...	1.00	1.00	22.73	0.31	
54	1	3410057636	MILLER LTE 12PK CN	9999999...	2.00	1.00	40.46	0.35	

Segment #2 : Shelf #3 DEPTH: 23 in WIDTH: 22 in DISTANCE FROM TOP OF BASE SHELF TO BOTTOM OF SHELF: 47.00 in




POS	# FAC	UPC	NAME	CASES	CAPACI...	UNITS HIGH	DOS	MVMT	Barcode
32	1	63598526038	WHITE CLAW HARD S...	9999999...	8.00	1.00	0.00	0.00	
33	1	63598500004	WHITE CLAW SURGE ...	9999999...	8.00	1.00	0.00	0.00	
34	1	7089701331	FOSTERS LAGER 1/25C	9999999...	7.00	1.00	0.00	0.00	

SCHEMATIC BACKING REPORT




1932.psa

35	1	8066095643	CORONA EXTRA CAN	0.67	8.00	1.00	24.26	2.31	
36	1	8066095721	MODELO ESPECIAL 1/...	0.67	8.00	1.00	0.00	0.00	
37	1	1820025000	BUDWEISER	0.53	8.00	1.00	28.54	1.96	
38	1	7199010071	COORS SGL CAN	0.67	8.00	1.00	14.27	3.92	





Segment #2 : Shelf #4 DEPTH: 23 in WIDTH: 22 in DISTANCE FROM TOP OF BASE SHELF TO BOTTOM OF SHELF: 35.00 in

POS	# FAC	UPC	NAME	CASES	CAPACI...	UNITS HIGH	DOS	MVMT	Barcode
39	1	7289000016	HEINEKEN 12PK BTL	1.00	2.00	1.00	11.03	1.27	
40	1	7289000159	HEINEKEN LT 12PK	1.00	2.00	1.00	28.00	0.50	
41	1	78615000014	STELLAART 12PK BT	1.00	2.00	1.00	18.21	0.77	

Segment #2 : Shelf #5 DEPTH: 23 in WIDTH: 22 in DISTANCE FROM TOP OF BASE SHELF TO BOTTOM OF SHELF: 21.00 in

POS	# FAC	UPC	NAME	CASES	CAPACI...	UNITS HIGH	DOS	MVMT	Barcode
42	1	8248812300	BECKS 12/12B	9999999...	2.00	1.00	0.00	0.00	
43	1	7231123012	DOS EQUIS XX LAGER...	9999999...	2.00	1.00	0.00	0.00	
44	1	7199000048	COORS LT 12PK CAN	1.50	3.00	1.00	30.35	0.69	

Segment #2 : Shelf #6 DEPTH: 23 in WIDTH: 22 in DISTANCE FROM TOP OF BASE SHELF TO BOTTOM OF SHELF: 0.00 in

POS	# FAC	UPC	NAME	CASES	CAPACI...	UNITS HIGH	DOS	MVMT	Barcode
45	1	8066095715	MODELO ESP 12PKCN	2.00	4.00	2.00	66.19	0.42	
46	1	1820053218	BUD LT 18PK CAN	2.00	2.00	1.00	40.46	0.35	
47	1	1820011218	BUD 18PK CAN	2.00	2.00	1.00	181.82	0.08	
48	1	7199030017	COORS LT 18PK CAN	3.00	3.00	1.00	68.18	0.31	

SKUs on Planogram: 43