



997_2_DOOR_COLD





997_2_DOOR_COLD





997_2_DOOR_COLD



Printed: 7/9/2020

Traffic Flow Left-right

POG: 997.psa

POG Size: 3'10.00

Segments 1 - 2 of 2

Page: 3

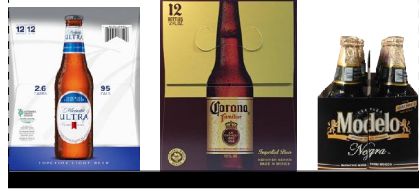


997_2_DOOR_COLD





997_2_DOOR_COLD



SCHEMATIC BACKING REPORT

997.psa

Planogram: 997_2_DOOR_COLD

Segment #1 : Shelf #1 DEPTH: 22 in WIDTH: 23 in DISTANCE FROM TOP OF BASE SHELF TO BOTTOM OF SHELF: 43.00 in

POS #	FAC	UPC	NAME	CASES	CAPACI...	UNITS HIGH	DOS	MVMT	Barcode
18	1	8769200804	TRULY TROP 12PKCN	9999999...	2.00	1.00	145.83	0.19	
19	1	7289000020	HEINEKEN 12PK CAN	1.00	2.00	1.00	16.55	0.85	
20	1	8382012360	GUINNESS DRAUGHT ...	9999999...	4.00	1.00	0.00	0.00	
21	1	8066095695	CORONA 12PK CAN	1.00	2.00	1.00	18.21	0.77	

Segment #1 : Shelf #2 DEPTH: 22 in WIDTH: 23 in DISTANCE FROM TOP OF BASE SHELF TO BOTTOM OF SHELF: 32.00 in

POS #	FAC	UPC	NAME	CASES	CAPACI...	UNITS HIGH	DOS	MVMT	Barcode
22	1	8769200686	TRULY BERRY 12PKCN	9999999...	2.00	1.00	36.36	0.39	
23	1	7199009516	BLUE MOON BELGIAN ...	9999999...	2.00	1.00	0.00	0.00	
24	1	8066095605	CORONA 6PK BT	1.00	4.00	1.00	13.00	2.15	

Segment #1 : Shelf #3 DEPTH: 22 in WIDTH: 23 in DISTANCE FROM TOP OF BASE SHELF TO BOTTOM OF SHELF: 21.00 in

POS #	FAC	UPC	NAME	CASES	CAPACI...	UNITS HIGH	DOS	MVMT	Barcode
25	1	63598554890	WHT CLW SLZ 12PKCN	1.50	3.00	1.00	6.07	3.46	
26	1	78615000014	STELLA ART 12PK BT	1.00	2.00	1.00	5.52	2.54	
27	1	8066095675	CORONA LT 12PK BT	1.00	2.00	1.00	14.55	0.96	

Segment #1 : Shelf #4 DEPTH: 22 in WIDTH: 23 in DISTANCE FROM TOP OF BASE SHELF TO BOTTOM OF SHELF: 0.00 in

POS #	FAC	UPC	NAME	CASES	CAPACI...	UNITS HIGH	DOS	MVMT	Barcode
28	1	7289000016	HEINEKEN 12PK BTL	3.00	6.00	2.00	3.12	13.46	
29	1	8066095615	CORONA 12PK BT	2.00	4.00	2.00	3.14	8.92	
30	1	8066095715	MODELO ESP 12PKCN	2.00	4.00	2.00	10.40	2.69	

Segment #2 : Shelf #1 DEPTH: 24 in WIDTH: 80 in DISTANCE FROM TOP OF BASE SHELF TO BOTTOM OF SHELF: 68.00 in














POS #	FAC	UPC	NAME	CASES	CAPACI...	UNITS HIGH	DOS	MVMT	Barcode
7	1	18195400004	PERONI NASTRO AZZ...	9999999...	2.00	1.00	0.00	0.00	
8	1	63598500004	WHITE CLAW SURGE ...	9999999...	9.00	1.00	0.00	0.00	
9	1	7089701331	FOSTERS LAGER 1/25C	9999999...	7.00	1.00	0.00	0.00	

SCHEMATIC BACKING REPORT



997.psa

10	1	8382012360	GUINNESS DRAUGHT ...	9999999...	4.00	1.00	0.00	0.00	0		0
11	1	8066095785	MODELO NEGRA 6/12B	9999999...	2.00	1.00	0.00	0.00	0		0
31	1	3354495053	CORONA FAMILIAR 12/...	9999999...	2.00	1.00	0.00	0.00	0		0
32	1	8066095721	MODELO ESPECIAL 1/...	9999999...	8.00	1.00	0.00	0.00	0		0
33	1	7199009516	BLUE MOON BELGIAN ...	9999999...	2.00	1.00	0.00	0.00	0		0
34	1	1820020077	NATURAL LIGHT 15/12C	9999999...	1.00	1.00	0.00	0.00	0		0
1	1	1820005990	MICHELOB ULTRA 12/1...	9999999...	2.00	1.00	0.00	0.00	0		0
2	1	8769200804	TRULY TROP 12PKCN	9999999...	2.00	1.00	145.83	0.19	0		0
3	1	63598526038	WHITE CLAW HARD S...	9999999...	9.00	1.00	0.00	0.00	0		0

Segment #2 : Shelf #2 DEPTH: 24 in WIDTH: 80 in DISTANCE FROM TOP OF BASE SHELF TO BOTTOM OF SHELF: 56.00 in






POS	# FAC	UPC	NAME	CASES	CAPACI...	UNITS HIGH	DOS	MVMT	Barcode		
12	1	61300874829	ANPALM SPDHH 1PK	9999999...	8.00	1.00	19.16	2.92	0		0
13	1	1820011047	BUD 12PK CAN	9999999...	2.00	1.00	5.13	2.73	0		0
14	1	1820025000	BUDWEISER	9999999...	8.00	1.00	18.91	2.96	0		0
15	1	1820025001	BUD LIGHT	9999999...	8.00	1.00	20.22	2.77	0		0
16	1	8769230050	SAM ADM SEAS 6PKBT	9999999...	3.00	1.00	20.23	1.04	0		0
17	1	1820053047	BUD LT 12PK CANS	9999999...	2.00	1.00	6.28	2.23	0		0
35	1	7289000159	HEINEKEN LT 12PK	9999999...	2.00	1.00	30.30	0.46	0		0
36	1	7199009511	BLUE MOON 6PK BT	9999999...	3.00	1.00	16.06	1.31	0		0
37	1	2210000170	PABST 12 PACK CAN	9999999...	2.00	1.00	14.55	0.96	0		0
38	1	7199000048	COORS LT 12PK CAN	9999999...	2.00	1.00	5.69	2.46	0		0
4	1	3354495042	CORONA PRM 12PK BT	9999999...	2.00	1.00	60.61	0.23	0		0
5	1	3410001509	MIL HIGH LF 12PKBT	9999999...	2.00	1.00	18.21	0.77	0		0
6	1	3410057636	MILLER LTE 12PK CN	9999999...	2.00	1.00	12.13	1.15	0		0

Segment #2 : Shelf #3 DEPTH: 22 in WIDTH: 23 in DISTANCE FROM TOP OF BASE SHELF TO BOTTOM OF SHELF: 42.00 in




POS	# FAC	UPC	NAME	CASES	CAPACI...	UNITS HIGH	DOS	MVMT	Barcode		
39	1	63598500004	WHITE CLAW SURGE ...	9999999...	8.00	1.00	0.00	0.00	0		0
40	1	63598526038	WHITE CLAW HARD S...	9999999...	8.00	1.00	0.00	0.00	0		0

SCHEMATIC BACKING REPORT




997.psa

41	1	7089701331	FOSTERS LAGER 1/25C	9999999...	6.00	1.00	0.00	0.00	
42	1	7289000119	HEINEKEN SGL CN	0.58	7.00	1.00	9.23	5.31	
43	1	8066095721	MODELO ESPECIAL 1/...	9999999...	7.00	1.00	0.00	0.00	
44	1	7199030065	COORS LT SGL CAN	0.58	7.00	1.00	10.80	4.54	
45	1	7199010071	COORS SGL CAN	0.58	7.00	1.00	5.54	8.85	




Segment #2 : Shelf #4 DEPTH: 22 in WIDTH: 23 in DISTANCE FROM TOP OF BASE SHELF TO BOTTOM OF SHELF: 30.00 in

POS	# FAC	UPC	NAME	CASES	CAPACI...	UNITS HIGH	DOS	MVMT	Barcode
46	1	8066095785	MODELO NEGRA 6/12B	9999999...	2.00	1.00	0.00	0.00	
47	1	3354495053	CORONA FAMILIAR 12/...	9999999...	2.00	1.00	0.00	0.00	
48	1	1820005990	MICHELOB ULTRA 12/1...	9999999...	2.00	1.00	0.00	0.00	

Segment #2 : Shelf #5 DEPTH: 22 in WIDTH: 23 in DISTANCE FROM TOP OF BASE SHELF TO BOTTOM OF SHELF: 18.00 in

POS	# FAC	UPC	NAME	CASES	CAPACI...	UNITS HIGH	DOS	MVMT	Barcode
49	1	18195400004	PERONI NASTRO AZZ...	9999999...	2.00	1.00	0.00	0.00	
50	1	1820053218	BUD LT 18PK CAN	2.00	2.00	2.00	16.55	0.85	
51	1	1820020077	NATURAL LIGHT 15/12C	9999999...	1.00	1.00	0.00	0.00	

Segment #2 : Shelf #6 DEPTH: 22 in WIDTH: 23 in DISTANCE FROM TOP OF BASE SHELF TO BOTTOM OF SHELF: 0.00 in

POS	# FAC	UPC	NAME	CASES	CAPACI...	UNITS HIGH	DOS	MVMT	Barcode
52	1	8066095757	MODELO 12PKBT	1.50	3.00	2.00	8.27	2.54	
53	1	1820011218	BUD 18PK CAN	3.00	3.00	1.00	16.06	1.31	
54	1	7199030017	COORS LT 18PK CAN	4.00	4.00	3.00	20.80	1.35	

SKUs on Planogram: 42