



2061_2_DOOR_COLD






2061_2_DOOR_COLD





2061_2_DOOR_COLD



Printed: 7/9/2020

Traffic Flow Left-right

POG: 2061.psa

POG Size: 3'8.00

Segments 1 - 2 of 2

Page: 3




2061_2_DOOR_COLD





2061_2_DOOR_COLD







SCHEMATIC BACKING REPORT




2061.psa

Planogram: 2061_2_DOOR_COLD




Segment #1 : Shelf #1 DEPTH: 22 in WIDTH: 22 in DISTANCE FROM TOP OF BASE SHELF TO BOTTOM OF SHELF: 64.00 in

POS #	FAC	UPC	NAME	CASES	CAPACI...	UNITS HIGH	DOS	MVMT	Barcode
11	1	3354400013	CORNA REFSC 12PKCN	1.50	3.00	1.00	36.40	0.58	
12	1	7289000011	HEINEKEN 6 PK BT	0.75	3.00	1.00	16.55	1.27	
13	1	78615000001	STELLA ART 6PK BT	0.75	3.00	1.00	22.75	0.92	
14	1	18195400002	PERONI NASTRO AZZ... 9999999...	3.00	3.00	1.00	0.00	0.00	




Segment #1 : Shelf #2 DEPTH: 22 in WIDTH: 22 in DISTANCE FROM TOP OF BASE SHELF TO BOTTOM OF SHELF: 51.00 in

POS #	FAC	UPC	NAME	CASES	CAPACI...	UNITS HIGH	DOS	MVMT	Barcode
15	1	8200078142	SMIRNOFF SPIKED SE... 9999999...	3.00	3.00	1.00	0.00	0.00	
16	1	7199009516	BLUE MOON BELGIAN ... 9999999...	2.00	2.00	1.00	0.00	0.00	
17	1	3354495042	CORONA PRM 12PK BT	1.00	2.00	1.00	72.92	0.19	




Segment #1 : Shelf #3 DEPTH: 22 in WIDTH: 22 in DISTANCE FROM TOP OF BASE SHELF TO BOTTOM OF SHELF: 38.00 in

POS #	FAC	UPC	NAME	CASES	CAPACI...	UNITS HIGH	DOS	MVMT	Barcode
18	1	8769200686	TRULY BERRY 12PKCN 9999999...	3.00	3.00	1.00	304.35	0.12	
19	1	78615000014	STELLA ART 12PK BT	1.00	2.00	1.00	10.40	1.35	
20	1	8248812300	BECKS 12/12B 9999999...	2.00	2.00	1.00	0.00	0.00	

Segment #1 : Shelf #4 DEPTH: 22 in WIDTH: 22 in DISTANCE FROM TOP OF BASE SHELF TO BOTTOM OF SHELF: 25.00 in

POS #	FAC	UPC	NAME	CASES	CAPACI...	UNITS HIGH	DOS	MVMT	Barcode
21	1	63598554890	WHT CLW SLZ 12PKCN	1.50	3.00	1.00	39.03	0.54	
22	1	7289000159	HEINEKEN LT 12PK	1.00	2.00	1.00	20.23	0.69	
23	1	8066095605	CORONA 6PK BT	1.00	4.00	1.00	26.00	1.08	

Segment #1 : Shelf #5 DEPTH: 22 in WIDTH: 22 in DISTANCE FROM TOP OF BASE SHELF TO BOTTOM OF SHELF: 3.00 in

POS #	FAC	UPC	NAME	CASES	CAPACI...	UNITS HIGH	DOS	MVMT	Barcode
24	1	7289000016	HEINEKEN 12PK BTL	2.00	4.00	2.00	5.73	4.88	
25	1	7289000020	HEINEKEN 12PK CAN	2.00	4.00	2.00	22.75	1.23	
26	1	8066095615	CORONA 12PK BT	2.00	4.00	2.00	7.28	3.85	



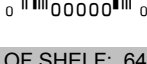
SCHEMATIC BACKING REPORT

2061.psa

Segment #2 : Shelf #1 DEPTH: 24 in WIDTH: 65 in DISTANCE FROM TOP OF BASE SHELF TO BOTTOM OF SHELF: 92.00 in

POS	# FAC	UPC	NAME	CASES	CAPACI...	UNITS HIGH	DOS	MVMT	Barcode
1	1	63598500004	WHITE CLAW SURGE ...	9999999...	9.00	1.00	0.00	0.00	
2	1	18195400002	PERONI NASTRO AZZ...	9999999...	3.00	1.00	0.00	0.00	
3	1	8200078142	SMIRNOFF SPIKED SE...	9999999...	2.00	1.00	0.00	0.00	
4	1	8248812300	BECKS 12/12B	9999999...	2.00	1.00	0.00	0.00	
27	1	63598526038	WHITE CLAW HARD S...	9999999...	9.00	1.00	0.00	0.00	
28	1	1820025013	NATTY DADDY 1/25C	9999999...	8.00	1.00	0.00	0.00	
29	1	7089701331	FOSTERS LAGER 1/25C	9999999...	7.00	1.00	0.00	0.00	
30	1	7199009516	BLUE MOON BELGIAN ...	9999999...	2.00	1.00	0.00	0.00	
31	1	8769200686	TRULY BERRY 12PKCN	9999999...	2.00	1.00	304.35	0.12	
56	1	8769283231	TWISTED TEA HARD I...	9999999...	8.00	1.00	0.00	0.00	

Segment #2 : Shelf #2 DEPTH: 24 in WIDTH: 65 in DISTANCE FROM TOP OF BASE SHELF TO BOTTOM OF SHELF: 80.00 in


POS	# FAC	UPC	NAME	CASES	CAPACI...	UNITS HIGH	DOS	MVMT	Barcode
5	1	61300874829	ANPALM SPDHH 1PK	9999999...	8.00	1.00	208.18	0.27	
6	1	8769282102	ANGRY ORCH CRSP 6P	9999999...	3.00	1.00	109.38	0.19	
7	1	8066095643	CORONA EXTRA CAN	9999999...	8.00	1.00	363.64	0.15	
8	1	1820025001	BUD LIGHT	9999999...	8.00	1.00	26.48	2.12	
9	1	7199030065	COORS LT SGL CAN	9999999...	8.00	1.00	35.51	1.58	
10	1	1820053047	BUD LT 12PK CANS	9999999...	2.00	1.00	17.33	0.81	
32	1	7199010071	COORS SGL CAN	9999999...	8.00	1.00	30.97	1.81	
33	1	2210000170	PABST 12 PACK CAN	9999999...	2.00	1.00	45.45	0.31	
34	1	7199009511	BLUE MOON 6PK BT	9999999...	3.00	1.00	36.40	0.58	
35	1	3410057636	MILLER LTE 12PK CN	9999999...	2.00	1.00	72.92	0.19	
36	1	3410057340	MILLER LITE 18PKCN	9999999...	1.00	1.00	90.91	0.08	
57	1	3410051681	CAPE LINE VTY 12PK	9999999...	2.00	1.00	121.74	0.12	
58	1	3410001509	MIL HIGH LF 12PKBT	9999999...	2.00	1.00	60.61	0.23	

Segment #2 : Shelf #3 DEPTH: 22 in WIDTH: 22 in DISTANCE FROM TOP OF BASE SHELF TO BOTTOM OF SHELF: 64.00 in




POS	# FAC	UPC	NAME	CASES	CAPACI...	UNITS HIGH	DOS	MVMT	Barcode
-----	-------	-----	------	-------	-----------	------------	-----	------	---------

SCHEMATIC BACKING REPORT




2061.psa

37	1	63598500004	WHITE CLAW SURGE ...	9999999...	8.00	1.00	0.00	0.00	0		0
38	1	63598526038	WHITE CLAW HARD S...	9999999...	8.00	1.00	0.00	0.00	0		0
39	1	8769283231	TWISTED TEA HARD I...	9999999...	7.00	1.00	0.00	0.00	0		0
40	1	7089701331	FOSTERS LAGER 1/25C	9999999...	6.00	1.00	0.00	0.00	0		0
41	1	7289000119	HEINEKEN SGL CN	0.58	7.00	1.00	25.99	1.89	0		0
42	1	8066095721	MODELO SGL CN	0.58	7.00	1.00	36.40	1.35	0		0
43	1	1820025013	NATTY DADDY 1/25C	9999999...	7.00	1.00	0.00	0.00	0		0




Segment #2 : Shelf #4 DEPTH: 22 in WIDTH: 22 in DISTANCE FROM TOP OF BASE SHELF TO BOTTOM OF SHELF: 51.00 in

POS	# FAC	UPC	NAME	CASES	CAPACI...	UNITS HIGH	DOS	MVMT	Barcode
44	1	1820020083	MICH PG 12PK BT	1.00	2.00	1.00	15.82	0.89	
45	1	7199000048	COORS LT 12PK CAN	1.00	2.00	1.00	11.74	1.19	
46	1	1820020077	NATURAL LT 15PK CN	1.00	2.00	2.00	20.23	0.69	




Segment #2 : Shelf #5 DEPTH: 22 in WIDTH: 22 in DISTANCE FROM TOP OF BASE SHELF TO BOTTOM OF SHELF: 38.00 in

POS	# FAC	UPC	NAME	CASES	CAPACI...	UNITS HIGH	DOS	MVMT	Barcode
47	1	8066095675	CORONA LT 12PK BT	1.00	2.00	1.00	22.76	0.61	
48	1	1820005990	MICH ULTRA 12PKBT	1.00	2.00	1.00	12.56	1.12	
49	1	1820011047	BUD 12PK CAN	1.00	2.00	1.00	10.70	1.31	

Segment #2 : Shelf #6 DEPTH: 22 in WIDTH: 22 in DISTANCE FROM TOP OF BASE SHELF TO BOTTOM OF SHELF: 25.00 in

POS	# FAC	UPC	NAME	CASES	CAPACI...	UNITS HIGH	DOS	MVMT	Barcode
50	1	8066095695	CORONA 12PK CAN	1.00	2.00	1.00	33.10	0.42	
51	1	8066095715	MODELO ESP 12PKCN	2.00	4.00	2.00	38.30	0.73	
52	1	7199030017	COORS LT 18PK CAN	2.00	2.00	2.00	22.76	0.61	

Segment #2 : Shelf #7 DEPTH: 22 in WIDTH: 22 in DISTANCE FROM TOP OF BASE SHELF TO BOTTOM OF SHELF: 6.00 in

POS	# FAC	UPC	NAME	CASES	CAPACI...	UNITS HIGH	DOS	MVMT	Barcode
53	1	8066095757	MODELO 12PKBT	2.00	4.00	2.00	20.22	1.39	
54	1	1820053218	BUD LT 18PK CAN	2.00	2.00	1.00	52.04	0.27	
55	1	1820011218	BUD 18PK CAN	2.00	2.00	1.00	15.17	0.92	

SCHEMATIC BACKING REPORT

2061.psa

SKUs on Planogram: 48