



2721_2_DOOR_COLD





2721_2_DOOR_COLD





2721_2_DOOR_COLD






2721_2_DOOR_COLD





2721_2_DOOR_COLD



Printed: 7/9/2020

Traffic Flow Left-right

POG: 2721.psa

POG Size: 3'8.00

Segment: 2 of 2





Page: 5

SCHEMATIC BACKING REPORT




2721.psa

Planogram: 2721_2_DOOR_COLD




Segment #1 : Shelf #1 DEPTH: 22 in WIDTH: 22 in DISTANCE FROM TOP OF BASE SHELF TO BOTTOM OF SHELF: 66.00 in

POS #	FAC	UPC	NAME	CASES	CAPACI...	UNITS HIGH	DOS	MVMT	Barcode
10	1	7861500001	STELLA ART 6PK BT	0.75	3.00	1.00	21.83	0.96	
11	1	7289000011	HEINEKEN 6 PK BT	0.75	3.00	1.00	20.23	1.04	
12	1	8769230050	SAM ADM SEAS 6PKBT	0.75	3.00	1.00	32.11	0.65	
13	1	18195400002	PERONI NASTRO AZZ... 9999999...	3.00	3.00	1.00	0.00	0.00	




Segment #1 : Shelf #2 DEPTH: 22 in WIDTH: 22 in DISTANCE FROM TOP OF BASE SHELF TO BOTTOM OF SHELF: 54.00 in

POS #	FAC	UPC	NAME	CASES	CAPACI...	UNITS HIGH	DOS	MVMT	Barcode
14	1	3354400043	CORONA HARD SELTZ...	0.25	3.00	1.00	0.00	0.00	
15	1	3354400013	CORNA REFSC 12PKCN	1.50	3.00	1.00	42.00	0.50	
16	1	7289000159	HEINEKEN LT 12PK	1.00	2.00	1.00	26.02	0.54	




Segment #1 : Shelf #3 DEPTH: 22 in WIDTH: 22 in DISTANCE FROM TOP OF BASE SHELF TO BOTTOM OF SHELF: 42.00 in

POS #	FAC	UPC	NAME	CASES	CAPACI...	UNITS HIGH	DOS	MVMT	Barcode
17	1	8769200686	TRULY BERRY 12PKCN 9999999...	3.00	3.00	1.00	45.45	0.46	
18	1	78615000014	STELLA ART 12PK BT	1.00	2.00	1.00	7.14	1.96	
19	1	8066095675	CORONA LT 12PK BT	1.00	2.00	1.00	15.82	0.89	

Segment #1 : Shelf #4 DEPTH: 22 in WIDTH: 22 in DISTANCE FROM TOP OF BASE SHELF TO BOTTOM OF SHELF: 21.00 in

POS #	FAC	UPC	NAME	CASES	CAPACI...	UNITS HIGH	DOS	MVMT	Barcode
20	1	8769200804	TRULY TROP 12PKCN 9999999...	6.00	6.00	2.00	272.73	0.23	
21	1	8769200424	TRULY CIT VAR 12PK	3.00	6.00	2.00	84.00	0.50	
22	1	7289000016	HEINEKEN 12PK BTL	2.00	4.00	2.00	7.43	3.77	









Segment #1 : Shelf #5 DEPTH: 22 in WIDTH: 22 in DISTANCE FROM TOP OF BASE SHELF TO BOTTOM OF SHELF: 0.00 in

POS #	FAC	UPC	NAME	CASES	CAPACI...	UNITS HIGH	DOS	MVMT	Barcode
23	1	63598554890	WHT CLW SLZ 12PKCN	3.00	6.00	3.00	11.74	3.58	
24	1	63598580006	WHITE CLAW VARIET... 9999999...	6.00	6.00	3.00	0.00	0.00	
25	1	8066095615	CORONA 12PK BT	2.00	4.00	2.00	8.77	3.19	












SCHEMATIC BACKING REPORT

2721.psa




Segment #2 : Shelf #1 DEPTH: 24 in WIDTH: 65 in DISTANCE FROM TOP OF BASE SHELF TO BOTTOM OF SHELF: 93.00 in

POS	# FAC	UPC	NAME	CASES	CAPACI...	UNITS HIGH	DOS	MVMT	Barcode
1	1	63598580006	WHITE CLAW VARIET...	9999999...	3.00	1.00	0.00	0.00	
2	1	63598500004	WHITE CLAW SURGE ...	9999999...	9.00	1.00	0.00	0.00	
3	1	63598526038	WHITE CLAW HARD S...	9999999...	9.00	1.00	0.00	0.00	
4	1	18195400002	PERONI NASTRO AZZ...	9999999...	4.00	1.00	0.00	0.00	
26	1	7199009516	BLUE MOON BELGIAN ...	9999999...	3.00	1.00	0.00	0.00	
27	1	8066095721	MODELO SGL CN	9999999...	8.00	1.00	1363.64	0.08	
28	1	8769200804	TRULY TROP 12PKCN	9999999...	3.00	1.00	272.73	0.23	
54	1	3354400043	CORONA HARD SELTZ...	0.25	3.00	1.00	0.00	0.00	

Segment #2 : Shelf #2 DEPTH: 24 in WIDTH: 65 in DISTANCE FROM TOP OF BASE SHELF TO BOTTOM OF SHELF: 81.00 in





POS	# FAC	UPC	NAME	CASES	CAPACI...	UNITS HIGH	DOS	MVMT	Barcode
5	1	61300874829	ANPALM SPDHH 1PK	9999999...	8.00	1.00	33.10	1.69	
6	1	1820005990	MICH ULTRA 12PKBT	9999999...	2.00	1.00	40.46	0.35	
7	1	8066095643	CORONA EXTRA CAN	9999999...	8.00	1.00	45.49	1.23	
8	1	7199030120	COORS LT 3PK	9999999...	2.00	1.00	11.03	1.27	
9	1	1820011218	BUD 18PK CAN	9999999...	1.00	1.00	22.73	0.31	
29	1	7199030065	COORS LT SGL CAN	9999999...	8.00	1.00	41.60	1.35	
30	1	7199009511	BLUE MOON 6PK BT	9999999...	3.00	1.00	19.50	1.08	
31	1	3410057340	MILLER LITE 18PKCN	9999999...	1.00	1.00	30.30	0.23	
32	1	3354495042	CORONA PRM 12PK BT	9999999...	2.00	1.00	52.04	0.27	
55	1	3410051681	CAPE LINE VTY 12PK	9999999...	2.00	1.00	60.61	0.23	
56	1	3410001509	MIL HIGH LF 12PKBT	9999999...	2.00	1.00	22.76	0.61	

Segment #2 : Shelf #3 DEPTH: 22 in WIDTH: 22 in DISTANCE FROM TOP OF BASE SHELF TO BOTTOM OF SHELF: 66.00 in




POS	# FAC	UPC	NAME	CASES	CAPACI...	UNITS HIGH	DOS	MVMT	Barcode
33	1	63598500004	WHITE CLAW SURGE ...	9999999...	8.00	1.00	0.00	0.00	
34	1	63598526038	WHITE CLAW HARD S...	9999999...	8.00	1.00	0.00	0.00	
35	1	7289000119	HEINEKEN SGL CN	0.58	7.00	1.00	31.86	1.54	

SCHEMATIC BACKING REPORT





2721.psa

36	1	8066095721	MODELO SGL CN	9999999...	7.00	1.00	1363.64	0.08	
37	1	1820025000	BUDWEISER	0.47	7.00	1.00	12.87	3.81	
38	1	1820025001	BUD LIGHT	0.47	7.00	1.00	16.54	2.96	
39	1	7199010071	COORS SGL CAN	0.58	7.00	1.00	15.35	3.19	





Segment #2 : Shelf #4 DEPTH: 22 in WIDTH: 22 in DISTANCE FROM TOP OF BASE SHELF TO BOTTOM OF SHELF: 54.00 in

POS	# FAC	UPC	NAME	CASES	CAPACI...	UNITS HIGH	DOS	MVMT	Barcode
40	1	8066095605	CORONA 6PK BT	0.50	2.00	1.00	13.49	1.04	
41	1	7199009516	BLUE MOON BELGIAN ... 9999999...	2.00	1.00	0.00	0.00	0.00	
42	1	1820020077	NATURAL LT 15PK CN	1.00	2.00	2.00	15.17	0.92	




Segment #2 : Shelf #5 DEPTH: 22 in WIDTH: 22 in DISTANCE FROM TOP OF BASE SHELF TO BOTTOM OF SHELF: 42.00 in

POS	# FAC	UPC	NAME	CASES	CAPACI...	UNITS HIGH	DOS	MVMT	Barcode
43	1	8066095695	CORONA 12PK CAN	1.00	2.00	1.00	28.00	0.50	
44	1	1820011047	BUD 12PK CAN	1.00	2.00	1.00	14.00	1.00	
45	1	7199000048	COORS LT 12PK CAN	1.00	2.00	1.00	7.00	2.00	
46	1	1820028443	NATURAL ICE 15PKCN	0.50	1.00	1.00	7.58	0.92	

Segment #2 : Shelf #6 DEPTH: 22 in WIDTH: 22 in DISTANCE FROM TOP OF BASE SHELF TO BOTTOM OF SHELF: 21.00 in

POS	# FAC	UPC	NAME	CASES	CAPACI...	UNITS HIGH	DOS	MVMT	Barcode
47	1	8066095715	MODELO ESP 12PKCN	2.00	4.00	2.00	11.37	2.46	
48	1	1820053047	BUD LT 12PK CANS	2.00	4.00	2.00	11.94	2.35	
49	1	3410057636	MILLER LTE 12PK CN	2.00	4.00	2.00	30.34	0.92	
50	1	2210000170	PABST 12 PACK CAN	2.00	4.00	2.00	29.11	0.96	

Segment #2 : Shelf #7 DEPTH: 22 in WIDTH: 22 in DISTANCE FROM TOP OF BASE SHELF TO BOTTOM OF SHELF: 0.00 in

POS	# FAC	UPC	NAME	CASES	CAPACI...	UNITS HIGH	DOS	MVMT	Barcode
51	1	8066095757	MODELO 12PKBT	1.00	2.00	2.00	7.91	1.77	
52	1	1820053218	BUD LT 18PK CAN	2.00	2.00	1.00	12.13	1.15	
53	1	7199030017	COORS LT 18PK CAN	2.00	2.00	1.00	16.55	0.85	

SKUs on Planogram: 48