



5368\_3\_DOOR\_COLD





5368\_3\_DOOR\_COLD



Printed: 7/9/2020

Traffic Flow Left-right


POG: 5368.psa

POG Size: 5'6.00
Segments 1 - 3 of 3
Page: 2





5368\_3\_DOOR\_COLD



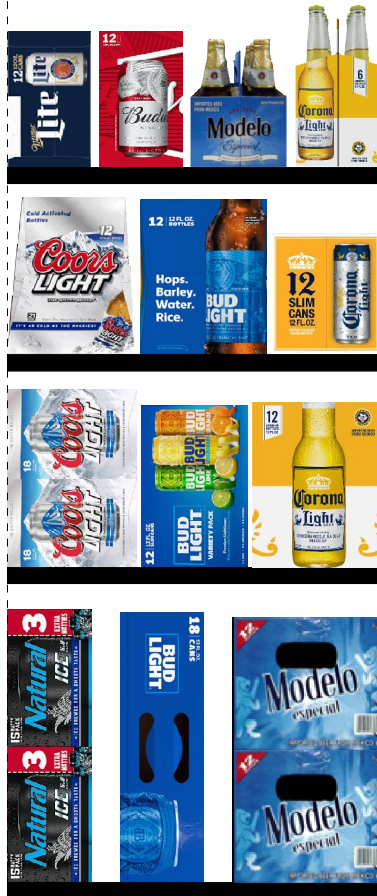


5368\_3\_DOOR\_COLD





5368\_3\_DOOR\_COLD



Printed: 7/9/2020

Traffic Flow Left-right

POG: 5368.psa

POG Size: 5'6.00

Segment: 3 of 3


Page: 6

**SCHEMATIC BACKING REPORT**




5368.psa

**Planogram: 5368\_3\_DOOR\_COLD**




Segment #1 : Shelf #1      DEPTH: 24 in    WIDTH: 22 in    DISTANCE FROM TOP OF BASE SHELF TO BOTTOM OF SHELF: 42.00 in

POS #	FAC	UPC	NAME	CASES	CAPACI...	UNITS HIGH	DOS	MVMT	Barcode
10	1	63598500004	WHITE CLAW SURGE ...	9999999...	9.00	1.00	0.00	0.00	
11	1	63598526038	WHITE CLAW HARD S...	9999999...	9.00	1.00	0.00	0.00	
12	1	7289000119	HEINEKEN SGL CN	0.67	8.00	1.00	52.34	1.07	
13	1	8066095643	CORONA EXTRA CAN	0.67	8.00	1.00	93.02	0.60	
14	1	1820025013	NATTY DADDY 1/25C	9999999...	8.00	1.00	0.00	0.00	
15	1	3354400013	CORNA REFSC 12PKCN	1.00	2.00	1.00	60.61	0.23	




Segment #1 : Shelf #2      DEPTH: 24 in    WIDTH: 22 in    DISTANCE FROM TOP OF BASE SHELF TO BOTTOM OF SHELF: 31.00 in

POS #	FAC	UPC	NAME	CASES	CAPACI...	UNITS HIGH	DOS	MVMT	Barcode
16	1	3354400043	CORONA HARD SELTZ...	9999999...	3.00	1.00	0.00	0.00	
17	1	1820020208	BUD LIGHT SELTZER ...	9999999...	3.00	1.00	0.00	0.00	
18	1	8200078142	SMIRNOFF SPIKED SE...	9999999...	3.00	1.00	0.00	0.00	


Segment #1 : Shelf #3      DEPTH: 24 in    WIDTH: 22 in    DISTANCE FROM TOP OF BASE SHELF TO BOTTOM OF SHELF: 20.00 in

POS #	FAC	UPC	NAME	CASES	CAPACI...	UNITS HIGH	DOS	MVMT	Barcode
19	1	8769200686	TRULY BERRY 12PKCN	1.50	3.00	1.00	39.03	0.54	
20	1	8769200424	TRULY CIT VAR 12PK	1.50	3.00	1.00	49.65	0.42	
21	1	8769200804	TRULY TROP 12PKCN	9999999...	3.00	1.00	921.05	0.04	

Segment #1 : Shelf #4      DEPTH: 24 in    WIDTH: 22 in    DISTANCE FROM TOP OF BASE SHELF TO BOTTOM OF SHELF: 0.00 in




POS #	FAC	UPC	NAME	CASES	CAPACI...	UNITS HIGH	DOS	MVMT	Barcode
22	1	63598554890	WHT CLW SLZ 12PKCN	4.00	8.00	2.00	46.98	1.19	
23	1	63598580006	WHITE CLAW VARIET...	9999999...	8.00	2.00	0.00	0.00	
24	1	7289000016	HEINEKEN 12PK BTL	2.00	4.00	2.00	3.62	7.73	

Segment #2 : Shelf #1      DEPTH: 24 in    WIDTH: 22 in    DISTANCE FROM TOP OF BASE SHELF TO BOTTOM OF SHELF: 42.00 in




POS #	FAC	UPC	NAME	CASES	CAPACI...	UNITS HIGH	DOS	MVMT	Barcode
33	1	3692011132	GOOSE ISLAND IPA 6/1...	9999999...	3.00	1.00	0.00	0.00	

## SCHEMATIC BACKING REPORT




5368.psa

34	1	72383000009	LAGUNITAS INDIA PAL...	9999999...	2.00	1.00	0.00	0.00	
35	1	7289000011	HEINEKEN 6 PK BT	0.75	3.00	1.00	60.69	0.35	
36	1	8066095605	CORONA 6PK BT	0.75	3.00	1.00	31.02	0.68	




Segment #2 : Shelf #2 DEPTH: 24 in WIDTH: 22 in DISTANCE FROM TOP OF BASE SHELF TO BOTTOM OF SHELF: 31.00 in

POS	# FAC	UPC	NAME	CASES	CAPACI...	UNITS HIGH	DOS	MVMT	Barcode
37	1	7199009516	BLUE MOON WHT 12P	9999999...	2.00	1.00	64.37	0.44	
38	1	8378311010	SIERRA NEVADA HAZE...	9999999...	5.00	1.00	0.00	0.00	
39	1	78615000014	STELLAART 12PK BT	1.00	2.00	1.00	9.60	1.46	









Segment #2 : Shelf #3 DEPTH: 24 in WIDTH: 22 in DISTANCE FROM TOP OF BASE SHELF TO BOTTOM OF SHELF: 19.00 in

POS	# FAC	UPC	NAME	CASES	CAPACI...	UNITS HIGH	DOS	MVMT	Barcode
40	1	7289000020	HEINEKEN 12PK CAN	1.00	2.00	1.00	18.40	0.76	
41	1	7289000159	HEINEKEN LT 12PK	1.00	2.00	1.00	21.77	0.64	
42	1	3354495042	CORONA PRM 12PK BT	1.00	2.00	1.00	28.28	0.50	

Segment #2 : Shelf #4 DEPTH: 24 in WIDTH: 22 in DISTANCE FROM TOP OF BASE SHELF TO BOTTOM OF SHELF: 0.00 in

POS	# FAC	UPC	NAME	CASES	CAPACI...	UNITS HIGH	DOS	MVMT	Barcode
43	1	8066095695	CORONA 12PK CAN	2.00	4.00	2.00	31.85	0.88	
44	1	8066095615	CORONA 12PK BT	2.00	4.00	2.00	5.66	4.95	
45	1	8066095715	MODELO ESP 12PKCN	2.00	4.00	2.00	31.60	0.89	

Segment #3 : Shelf #1 DEPTH: 24 in WIDTH: 130 in DISTANCE FROM TOP OF BASE SHELF TO BOTTOM OF SHELF: 72.00 in

POS	# FAC	UPC	NAME	CASES	CAPACI...	UNITS HIGH	DOS	MVMT	Barcode
1	1	3692011132	GOOSE ISLAND IPA 6/1...	9999999...	3.00	1.00	0.00	0.00	
2	1	63598500004	WHITE CLAW SURGE ...	9999999...	9.00	1.00	0.00	0.00	
3	1	1820025013	NATTY DADDY 1/25C	9999999...	8.00	1.00	0.00	0.00	
4	1	8378311010	SIERRA NEVADA HAZE...	9999999...	3.00	1.00	0.00	0.00	
5	1	8200078142	SMIRNOFF SPIKED SE...	9999999...	2.00	1.00	0.00	0.00	
25	1	63598526038	WHITE CLAW HARD S...	9999999...	9.00	1.00	0.00	0.00	
26	1	1820020210	BUD LIGHT PEELS VA...	9999999...	2.00	1.00	0.00	0.00	
27	1	72383000009	LAGUNITAS INDIA PAL...	9999999...	2.00	1.00	0.00	0.00	






















### SCHEMATIC BACKING REPORT

5368.psa


28	1	8066095765	MODELO ESPECIAL 6/...	9999999...	2.00	1.00	0.00	0.00	0		0
46	1	8066095625	CORONA LIGHT 6/12B	9999999...	3.00	1.00	0.00	0.00	0		0
47	1	3354400043	CORONA HARD SELTZ...	9999999...	2.00	1.00	0.00	0.00	0		0
48	1	1820020208	BUD LIGHT SELTZER ...	9999999...	2.00	1.00	0.00	0.00	0		0
67	1	8769200804	TRULY TROP 12PKCN	9999999...	2.00	1.00	921.05	0.04	0		0
68	1	8066095621	CORONA LT CAN 12PK	9999999...	2.00	1.00	98.59	0.28	0		0
69	1	7199009516	BLUE MOON WHT 12P	9999999...	2.00	1.00	64.37	0.44	0		0
70	1	63598580006	WHITE CLAW VARIET...	9999999...	2.00	1.00	0.00	0.00	0		0

Segment #3 : Shelf #2      DEPTH: 24 in    WIDTH: 130 in    DISTANCE FROM TOP OF BASE SHELF TO BOTTOM OF SHELF: 56.00 in





POS	#	FAC	UPC	NAME	CASES	CAPACI...	UNITS HIGH	DOS	MVMT	Barcode
6	1		85389700227	BON & VIV VR 12PK	9999999...	2.00	1.00	368.42	0.04	
7	1		78615000001	STELLAART 6PK BT	9999999...	3.00	1.00	67.09	0.31	
8	1		1820005990	MICH ULTRA 12PKBT	9999999...	2.00	1.00	57.14	0.25	
9	1		61300874829	ANPALM SPDHH 1PK	9999999...	8.00	1.00	119.66	0.47	
29	1		1820011218	BUD 18PK CAN	9999999...	1.00	1.00	63.64	0.11	
30	1		7231123021	SOL 12PKBT	9999999...	2.00	1.00	116.67	0.12	
31	1		7199030120	COORS LT 3PK	9999999...	2.00	1.00	66.35	0.21	
32	1		1820020077	NATURAL LT 15PK CN	9999999...	1.00	1.00	6.60	1.06	
49	1		1820020079	BUD LT ORG 6PK BTL	9999999...	3.00	1.00	272.73	0.08	
50	1		7199030065	COORS LT SGL CAN	9999999...	8.00	1.00	113.13	0.50	
51	1		1820020083	MICH PG 12PK BT	9999999...	2.00	1.00	61.40	0.23	
52	1		1820025000	BUDWEISER	9999999...	8.00	1.00	101.27	0.55	
53	1		1820053047	BUD LT 12PK CANS	9999999...	2.00	1.00	24.82	0.56	
71	1		2210000170	PABST 12 PACK CAN	9999999...	2.00	1.00	60.61	0.23	
72	1		7199000048	COORS LT 12PK CAN	9999999...	2.00	1.00	15.89	0.88	
73	1		3410001509	MIL HIGH LF 12PKBT	9999999...	2.00	1.00	39.77	0.35	
74	1		3410057340	MILLER LITE 18PKCN	9999999...	1.00	1.00	23.73	0.29	
75	1		7199010071	COORS SGL CAN	9999999...	8.00	1.00	49.38	1.13	
76	1		3410051681	CAPE LINE VTY 12PK	9999999...	2.00	1.00	121.74	0.12	

**SCHEMATIC BACKING REPORT**




5368.psa

77	1	7199009511	BLUE MOON 6PK BT	9999999...	3.00	1.00	60.34	0.35	
----	---	------------	------------------	------------	------	------	-------	------	-------------------------------------------------------------------------------------




Segment #3 : Shelf #3      DEPTH: 24 in    WIDTH: 22 in    DISTANCE FROM TOP OF BASE SHELF TO BOTTOM OF SHELF: 42.00 in

POS #	FAC	UPC	NAME	CASES	CAPACI...	UNITS HIGH	DOS	MVMT	Barcode
54	1	8066095625	CORONA LIGHT 6/12B	9999999...	3.00	1.00	0.00	0.00	
55	1	8066095765	MODELO ESPECIAL 6/...	9999999...	2.00	1.00	0.00	0.00	
56	1	1820011047	BUD 12PK CAN	1.00	2.00	1.00	25.74	0.54	
57	1	3410057636	MILLER LTE 12PK CN	1.00	2.00	1.00	24.22	0.58	




Segment #3 : Shelf #4      DEPTH: 24 in    WIDTH: 22 in    DISTANCE FROM TOP OF BASE SHELF TO BOTTOM OF SHELF: 31.00 in

POS #	FAC	UPC	NAME	CASES	CAPACI...	UNITS HIGH	DOS	MVMT	Barcode
58	1	8066095621	CORONA LT CAN 12PK	9999999...	2.00	1.00	98.59	0.28	
59	1	1820000769	BUD LT 12PK BT	1.00	2.00	1.00	54.05	0.26	
60	1	7199030069	COORS LT 12PK BT	1.00	2.00	1.00	21.44	0.65	

Segment #3 : Shelf #5      DEPTH: 24 in    WIDTH: 22 in    DISTANCE FROM TOP OF BASE SHELF TO BOTTOM OF SHELF: 18.50 in

POS #	FAC	UPC	NAME	CASES	CAPACI...	UNITS HIGH	DOS	MVMT	Barcode
61	1	8066095675	CORONA LT 12PK BT	1.00	2.00	1.00	14.55	0.96	
62	1	1820020210	BUD LIGHT PEELS VA...	9999999...	3.00	1.00	0.00	0.00	
63	1	7199030017	COORS LT 18PK CAN	2.00	2.00	2.00	28.63	0.49	

Segment #3 : Shelf #6      DEPTH: 24 in    WIDTH: 22 in    DISTANCE FROM TOP OF BASE SHELF TO BOTTOM OF SHELF: 0.00 in

POS #	FAC	UPC	NAME	CASES	CAPACI...	UNITS HIGH	DOS	MVMT	Barcode
64	1	8066095757	MODELO 12PKBT	2.00	4.00	2.00	9.84	2.85	
65	1	1820053218	BUD LT 18PK CAN	3.00	3.00	1.00	39.70	0.53	
66	1	1820028443	NATURAL ICE 15PKCN	1.00	2.00	2.00	19.36	0.72	

SKUs on Planogram: 61