




992_2_DOOR_COLD





992_2_DOOR_COLD





992_2_DOOR_COLD



Printed: 7/9/2020




Traffic Flow Left-right

POG: 992.psa

POG Size: 3'10.00
Segments 1 - 2 of 2
Page: 3



992_2_DOOR_COLD



Printed: 7/9/2020

Traffic Flow Left-right

POG: 992.psa

POG Size: 3'10.00

Segment: 1 of 2

Page: 4



992_2_DOOR_COLD



SCHEMATIC BACKING REPORT

992.psa

Planogram: 992_2_DOOR_COLD

Segment #1 : Shelf #1 DEPTH: 22 in WIDTH: 23 in DISTANCE FROM TOP OF BASE SHELF TO BOTTOM OF SHELF: 42.50 in

POS #	FAC	UPC	NAME	CASES	CAPACI...	UNITS HIGH	DOS	MVMT	Barcode
8	1	8769200804	TRULY TROP 12PKCN	9999999...	3.00	1.00	545.45	0.08	
9	1	8769200686	TRULY BERRY 12PKCN	1.50	3.00	1.00	68.18	0.31	
10	1	85389700227	SPIKED SELTZER VARI...	9999999...	3.00	1.00	0.00	0.00	

Segment #1 : Shelf #2 DEPTH: 22 in WIDTH: 23 in DISTANCE FROM TOP OF BASE SHELF TO BOTTOM OF SHELF: 31.50 in

POS #	FAC	UPC	NAME	CASES	CAPACI...	UNITS HIGH	DOS	MVMT	Barcode
11	1	63598554890	WHT CLW SLZ 12PKCN	2.00	4.00	1.00	34.65	0.81	
12	1	7289000016	HEINEKEN 12PK BTL	1.00	2.00	1.00	3.69	11.39	
13	1	7199009516	BLUE MOON BELGIAN ...	9999999...	2.00	1.00	0.00	0.00	

Segment #1 : Shelf #3 DEPTH: 22 in WIDTH: 23 in DISTANCE FROM TOP OF BASE SHELF TO BOTTOM OF SHELF: 21.00 in

POS #	FAC	UPC	NAME	CASES	CAPACI...	UNITS HIGH	DOS	MVMT	Barcode
14	2	7289000016	HEINEKEN 12PK BTL	2.00	4.00	1.00	3.69	11.39	
15	1	8066095615	CORONA 12PK BT	1.00	2.00	1.00	3.18	30.85	

Segment #1 : Shelf #4 DEPTH: 22 in WIDTH: 23 in DISTANCE FROM TOP OF BASE SHELF TO BOTTOM OF SHELF: 0.00 in

POS #	FAC	UPC	NAME	CASES	CAPACI...	UNITS HIGH	DOS	MVMT	Barcode
16	3	8066095615	CORONA 12PK BT	6.00	12.00	2.00	3.18	30.85	












Segment #2 : Shelf #1 DEPTH: 24 in WIDTH: 70 in DISTANCE FROM TOP OF BASE SHELF TO BOTTOM OF SHELF: 67.00 in

POS #	FAC	UPC	NAME	CASES	CAPACI...	UNITS HIGH	DOS	MVMT	Barcode
1	1	8769200804	TRULY TROP 12PKCN	9999999...	3.00	1.00	545.45	0.08	
2	1	3354495053	CORONA FAMILIAR 12/...	9999999...	3.00	1.00	0.00	0.00	
17	1	7231123012	DOS EQUIS XX LAGER...	9999999...	3.00	1.00	0.00	0.00	
18	1	85389700227	SPIKED SELTZER VARI...	9999999...	3.00	1.00	0.00	0.00	
19	1	8066095721	MODELO ESPECIAL 1/...	9999999...	8.00	1.00	0.00	0.00	
41	1	7199009516	BLUE MOON BELGIAN ...	9999999...	3.00	1.00	0.00	0.00	
42	1	63598500004	White Claw Surge 19.2OZ	9999999...	9.00	1.00	0.00	0.00	








SCHEMATIC BACKING REPORT

992.psa




Segment #2 : Shelf #2 DEPTH: 24 in WIDTH: 70 in DISTANCE FROM TOP OF BASE SHELF TO BOTTOM OF SHELF: 55.00 in

POS	# FAC	UPC	NAME	CASES	CAPACI...	UNITS HIGH	DOS	MVMT	Barcode
3	1	61300874829	ANPALM SPDHH 1PK	9999999...	8.00	1.00	23.11	2.42	
4	1	7289000020	HEINEKEN 12PK CAN	9999999...	2.00	1.00	28.00	0.50	
5	1	1820020077	NATURAL LT 15PK CN	9999999...	1.00	1.00	5.20	1.35	
6	1	1820011218	BUD 18PK CAN	9999999...	1.00	1.00	18.18	0.39	
7	1	3410001509	MIL HIGH LF 12PKBT	9999999...	2.00	1.00	9.33	1.50	
20	1	3410057340	MILLER LITE 18PKCN	9999999...	1.00	1.00	11.38	0.61	
21	1	7231123021	SOL 12PKBT	9999999...	2.00	1.00	90.91	0.15	
22	1	7199000048	COORS LT 12PK CAN	9999999...	2.00	1.00	6.28	2.23	
23	1	7199009511	BLUE MOON 6PK BT	9999999...	3.00	1.00	16.55	1.27	
43	1	7199030065	COORS LT SGL CAN	9999999...	8.00	1.00	13.74	4.08	
44	1	1820053047	BUD LT 12PK CANS	9999999...	2.00	1.00	4.67	3.00	

Segment #2 : Shelf #3 DEPTH: 22 in WIDTH: 23 in DISTANCE FROM TOP OF BASE SHELF TO BOTTOM OF SHELF: 42.50 in

POS	# FAC	UPC	NAME	CASES	CAPACI...	UNITS HIGH	DOS	MVMT	Barcode
24	1	8066095605	CORONA 6PK BT	0.50	2.00	1.00	4.18	3.35	
25	1	63598500004	White Claw Surge 19.2OZ	9999999...	8.00	1.00	0.00	0.00	
26	1	7289000119	HEINEKEN SGL CN	0.58	7.00	1.00	5.95	8.23	
27	1	8066095643	CORONA EXTRA CAN	0.58	7.00	1.00	3.24	15.12	
28	1	8066095721	MODELO ESPECIAL 1/...	9999999...	7.00	1.00	0.00	0.00	
29	1	1820025001	BUD LIGHT	0.47	7.00	1.00	8.22	5.96	
30	1	7199010071	COORS SGL CAN	0.58	7.00	1.00	3.32	14.77	

Segment #2 : Shelf #4 DEPTH: 22 in WIDTH: 23 in DISTANCE FROM TOP OF BASE SHELF TO BOTTOM OF SHELF: 31.00 in




POS	# FAC	UPC	NAME	CASES	CAPACI...	UNITS HIGH	DOS	MVMT	Barcode
31	1	7289000159	HEINEKEN LT 12PK	1.00	2.00	1.00	4.73	2.96	
32	1	78615000014	STELLAART 12PK BT	1.50	3.00	1.00	4.27	4.92	
33	1	1820011047	BUD 12PK CAN	1.00	2.00	1.00	3.75	3.73	

Segment #2 : Shelf #5 DEPTH: 22 in WIDTH: 23 in DISTANCE FROM TOP OF BASE SHELF TO BOTTOM OF SHELF: 20.50 in





POS	# FAC	UPC	NAME	CASES	CAPACI...	UNITS HIGH	DOS	MVMT	Barcode
-----	-------	-----	------	-------	-----------	------------	-----	------	---------

SCHEMATIC BACKING REPORT

992.psa

34	1	8066095675	CORONA LT 12PK BT	1.00	2.00	1.00	6.50	2.15	
35	1	3354495042	CORONA PRM 12PK BT	1.00	2.00	1.00	8.46	1.65	
36	1	7231123012	DOS EQUIS XX LAGER... 9999999...	2.00	1.00	1.00	0.00	0.00	

Segment #2 : Shelf #6 DEPTH: 22 in WIDTH: 23 in DISTANCE FROM TOP OF BASE SHELF TO BOTTOM OF SHELF: 0.00 in

POS	# FAC	UPC	NAME	CASES	CAPACI...	UNITS HIGH	DOS	MVMT	Barcode
37	1	3354495053	CORONA FAMILIAR 12/... 9999999...	4.00	2.00	2.00	0.00	0.00	
38	1	8066095715	MODELO ESP 12PKCN	2.00	4.00	2.00	11.94	2.35	
39	1	1820053218	BUD LT 18PK CAN	3.00	3.00	1.00	13.00	1.62	
40	1	7199030017	COORS LT 18PK CAN	2.00	2.00	2.00	8.67	1.62	

SKUs on Planogram: 35