



6237_3_DOOR_COLD



Printed: 7/9/2020

Traffic Flow Left-right

POG: 6237.psa

POG Size: 5'6.00

Segments 1 - 3 of 3

Page: 1



6237_3_DOOR_COLD



Printed: 7/9/2020
Traffic Flow Left-right
POG: 6237.psa

POG Size: 5'6.00
Segments 1 - 3 of 3
Page: 2



6237_3_DOOR_COLD



Printed: 7/9/2020

Traffic Flow Left-right

POG: 6237.psa

| |
|---------------------|
| POG Size: 5'6.00 |
| Segments 1 - 3 of 3 |
| Page: 3 |



6237_3_DOOR_COLD





6237_3_DOOR_COLD



Printed: 7/9/2020

Traffic Flow Left-right

POG: 6237.psa


POG Size: 5'6.00

Segment: 2 of 3

Page: 5



6237_3_DOOR_COLD






SCHEMATIC BACKING REPORT




6237.psa

Planogram: 6237_3_DOOR_COLD




Segment #1 : Shelf #1 DEPTH: 24 in WIDTH: 22 in DISTANCE FROM TOP OF BASE SHELF TO BOTTOM OF SHELF: 65.00 in

| POS # | FAC | UPC | NAME | CASES | CAPACI... | UNITS HIGH | DOS | MVMT | Barcode |
|-------|-----|-------------|-----------------------|------------|-----------|------------|-------|------|---|
| 10 | 1 | 3354400013 | CORNA REFSC 12PKCN | 1.50 | 3.00 | 1.00 | 49.65 | 0.42 |  |
| 11 | 1 | 8378311010 | SIERRA NEVADA HAZE... | 9999999... | 4.00 | 1.00 | 0.00 | 0.00 |  |
| 12 | 1 | 75452700421 | NEW BELGIUM VOOD... | 9999999... | 4.00 | 1.00 | 0.00 | 0.00 |  |




Segment #1 : Shelf #2 DEPTH: 24 in WIDTH: 22 in DISTANCE FROM TOP OF BASE SHELF TO BOTTOM OF SHELF: 54.00 in

| POS # | FAC | UPC | NAME | CASES | CAPACI... | UNITS HIGH | DOS | MVMT | Barcode |
|-------|-----|-------------|------------------------|------------|-----------|------------|-------|------|---|
| 13 | 1 | 85389700227 | BON & VIV SLTZR ASS... | 9999999... | 4.00 | 1.00 | 0.00 | 0.00 |  |
| 14 | 1 | 1820020208 | BUD LIGHT SELTZER ... | 9999999... | 3.00 | 1.00 | 0.00 | 0.00 |  |
| 15 | 1 | 8248812300 | BECKS 12 PK BT | 1.00 | 2.00 | 1.00 | 12.13 | 1.15 |  |




Segment #1 : Shelf #3 DEPTH: 24 in WIDTH: 22 in DISTANCE FROM TOP OF BASE SHELF TO BOTTOM OF SHELF: 43.00 in

| POS # | FAC | UPC | NAME | CASES | CAPACI... | UNITS HIGH | DOS | MVMT | Barcode |
|-------|-----|------------|------------------------|------------|-----------|------------|------|------|---|
| 16 | 1 | 8769200991 | TRULY SPIKED & SPAR... | 9999999... | 4.00 | 1.00 | 0.00 | 0.00 |  |
| 17 | 1 | 8200078142 | SMIRNOFF SPIKED SE... | 9999999... | 4.00 | 1.00 | 0.00 | 0.00 |  |
| 18 | 1 | 7199009516 | BLUE MOON BELGIAN ... | 9999999... | 2.00 | 1.00 | 0.00 | 0.00 |  |

Segment #1 : Shelf #4 DEPTH: 24 in WIDTH: 22 in DISTANCE FROM TOP OF BASE SHELF TO BOTTOM OF SHELF: 21.00 in

| POS # | FAC | UPC | NAME | CASES | CAPACI... | UNITS HIGH | DOS | MVMT | Barcode |
|-------|-----|------------|------------------------|------------|-----------|------------|--------|------|---|
| 19 | 1 | 8769200686 | TRULY BERRY 12PKCN | 3.00 | 6.00 | 2.00 | 60.69 | 0.69 |  |
| 20 | 1 | 8769200804 | TRULY TROPICAL VARI... | 9999999... | 6.00 | 2.00 | 291.67 | 0.19 |  |
| 21 | 1 | 8769200424 | TRULY CIT VAR 12PK | 3.00 | 6.00 | 2.00 | 78.07 | 0.54 |  |





Segment #1 : Shelf #5 DEPTH: 24 in WIDTH: 22 in DISTANCE FROM TOP OF BASE SHELF TO BOTTOM OF SHELF: 0.00 in

| POS # | FAC | UPC | NAME | CASES | CAPACI... | UNITS HIGH | DOS | MVMT | Barcode |
|-------|-----|-------------|----------------------|------------|-----------|------------|-------|------|---|
| 22 | 1 | 63598554890 | WHT CLW SLZ 12PKCN | 4.00 | 8.00 | 2.00 | 38.30 | 1.46 |  |
| 23 | 1 | 63598580006 | WHITE CLAW VARIET... | 9999999... | 8.00 | 2.00 | 0.00 | 0.00 |  |
| 24 | 1 | 3354400043 | CORONA HARD SELTZ... | 9999999... | 8.00 | 2.00 | 0.00 | 0.00 |  |




Segment #2 : Shelf #1 DEPTH: 24 in WIDTH: 22 in DISTANCE FROM TOP OF BASE SHELF TO BOTTOM OF SHELF: 65.00 in

SCHEMATIC BACKING REPORT




6237.psa

| POS # | FAC | UPC | NAME | CASES | CAPACI... | UNITS HIGH | DOS | MVMT | Barcode |
|-------|-----|------------|----------------------|------------|-----------|------------|-------|------|---|
| 35 | 1 | 7289000011 | HEINEKEN 6 PK BT | 0.75 | 3.00 | 1.00 | 18.83 | 1.12 |  |
| 36 | 1 | 8382012360 | GUINNESS DRAUGHT ... | 9999999... | 4.00 | 1.00 | 0.00 | 0.00 |  |
| 37 | 1 | 8066095605 | CORONA 6PK BT | 0.75 | 3.00 | 1.00 | 16.55 | 1.27 |  |
| 38 | 1 | 8066095785 | MODELO NEGRA 6/12B | 9999999... | 2.00 | 1.00 | 0.00 | 0.00 |  |




Segment #2 : Shelf #2 DEPTH: 24 in WIDTH: 22 in DISTANCE FROM TOP OF BASE SHELF TO BOTTOM OF SHELF: 54.00 in

| POS # | FAC | UPC | NAME | CASES | CAPACI... | UNITS HIGH | DOS | MVMT | Barcode |
|-------|-----|------------|--------------------|-------|-----------|------------|-------|------|---|
| 39 | 1 | 7861500014 | STELLAART 12PK BT | 1.00 | 2.00 | 1.00 | 5.78 | 2.42 |  |
| 40 | 1 | 1820005990 | MICH ULTRA 12PKBT | 1.00 | 2.00 | 1.00 | 12.13 | 1.15 |  |
| 41 | 1 | 8066095621 | CORONA LT CAN 12PK | 1.00 | 2.00 | 1.00 | 45.45 | 0.31 |  |



Segment #2 : Shelf #3 DEPTH: 24 in WIDTH: 22 in DISTANCE FROM TOP OF BASE SHELF TO BOTTOM OF SHELF: 43.00 in

| POS # | FAC | UPC | NAME | CASES | CAPACI... | UNITS HIGH | DOS | MVMT | Barcode |
|-------|-----|-------------|--------------------|-------|-----------|------------|-------|------|---|
| 42 | 1 | 7289000159 | HEINEKEN LT 12PK | 1.00 | 2.00 | 1.00 | 20.23 | 0.69 |  |
| 43 | 1 | 78615000001 | STELLAART 6PK BT | 0.75 | 3.00 | 1.00 | 34.15 | 0.61 |  |
| 44 | 1 | 3354495042 | CORONA PRM 12PK BT | 1.00 | 2.00 | 1.00 | 16.55 | 0.85 |  |



Segment #2 : Shelf #4 DEPTH: 24 in WIDTH: 22 in DISTANCE FROM TOP OF BASE SHELF TO BOTTOM OF SHELF: 21.00 in

| POS # | FAC | UPC | NAME | CASES | CAPACI... | UNITS HIGH | DOS | MVMT | Barcode |
|-------|-----|------------|-------------------|-------|-----------|------------|-------|------|---|
| 45 | 1 | 7289000016 | HEINEKEN 12PK BTL | 2.00 | 4.00 | 2.00 | 3.47 | 8.08 |  |
| 46 | 1 | 7289000020 | HEINEKEN 12PK CAN | 2.00 | 4.00 | 2.00 | 12.77 | 2.19 |  |
| 47 | 1 | 8066095675 | CORONA LT 12PK BT | 2.00 | 4.00 | 2.00 | 26.97 | 1.04 |  |

Segment #2 : Shelf #5 DEPTH: 24 in WIDTH: 22 in DISTANCE FROM TOP OF BASE SHELF TO BOTTOM OF SHELF: 0.00 in









| POS # | FAC | UPC | NAME | CASES | CAPACI... | UNITS HIGH | DOS | MVMT | Barcode |
|-------|-----|------------|----------------|-------|-----------|------------|-------|------|---|
| 48 | 1 | 8066095615 | CORONA 12PK BT | 3.00 | 6.00 | 2.00 | 6.87 | 6.12 |  |
| 49 | 1 | 8066095757 | MODELO 12PKBT | 2.00 | 4.00 | 2.00 | 28.00 | 1.00 |  |

Segment #3 : Shelf #1 DEPTH: 24 in WIDTH: 110 in DISTANCE FROM TOP OF BASE SHELF TO BOTTOM OF SHELF: 93.00 in














| POS # | FAC | UPC | NAME | CASES | CAPACI... | UNITS HIGH | DOS | MVMT | Barcode |
|-------|-----|-------------|----------------------|------------|-----------|------------|------|------|---|
| 1 | 1 | 3354400043 | CORONA HARD SELTZ... | 9999999... | 2.00 | 1.00 | 0.00 | 0.00 |  |
| 2 | 1 | 63598500004 | WHITE CLAW SURGE ... | 9999999... | 9.00 | 1.00 | 0.00 | 0.00 |  |

SCHEMATIC BACKING REPORT

6237.psa

| | | | | | | | | | | | |
|----|---|-------------|------------------------|------------|------|------|--------|------|---|---|---|
| 3 | 1 | 7089701331 | FOSTERS LAGER 1/25C | 9999999... | 7.00 | 1.00 | 0.00 | 0.00 | 0 |  | 0 |
| 4 | 1 | 8382012360 | GUINNESS DRAUGHT ... | 9999999... | 4.00 | 1.00 | 0.00 | 0.00 | 0 |  | 0 |
| 5 | 1 | 8066095785 | MODELO NEGRA 6/12B | 9999999... | 2.00 | 1.00 | 0.00 | 0.00 | 0 |  | 0 |
| 25 | 1 | 8769200991 | TRULY SPIKED & SPAR... | 9999999... | 2.00 | 1.00 | 0.00 | 0.00 | 0 |  | 0 |
| 26 | 1 | 8378311010 | SIERRA NEVADA HAZE... | 9999999... | 3.00 | 1.00 | 0.00 | 0.00 | 0 |  | 0 |
| 27 | 1 | 8200078142 | SMIRNOFF SPIKED SE... | 9999999... | 2.00 | 1.00 | 0.00 | 0.00 | 0 |  | 0 |
| 28 | 1 | 63598526038 | WHITE CLAW HARD S... | 9999999... | 9.00 | 1.00 | 0.00 | 0.00 | 0 |  | 0 |
| 50 | 1 | 1820025013 | NATTY DADDY 1/25C | 9999999... | 8.00 | 1.00 | 0.00 | 0.00 | 0 |  | 0 |
| 51 | 1 | 75452700421 | NEW BELGIUM VOOD... | 9999999... | 3.00 | 1.00 | 0.00 | 0.00 | 0 |  | 0 |
| 52 | 1 | 1820020210 | BUD LIGHT PEELS VA... | 9999999... | 2.00 | 1.00 | 0.00 | 0.00 | 0 |  | 0 |
| 53 | 1 | 7199009516 | BLUE MOON BELGIAN ... | 9999999... | 2.00 | 1.00 | 0.00 | 0.00 | 0 |  | 0 |
| 79 | 1 | 1820020208 | BUD LIGHT SELTZER ... | 9999999... | 2.00 | 1.00 | 0.00 | 0.00 | 0 |  | 0 |
| 80 | 1 | 8769200804 | TRULY TROPICAL VARI... | 9999999... | 2.00 | 1.00 | 291.67 | 0.19 | 0 |  | 0 |
| 81 | 1 | 63598580006 | WHITE CLAW VARIET... | 9999999... | 2.00 | 1.00 | 0.00 | 0.00 | 0 |  | 0 |

Segment #3 : Shelf #2 DEPTH: 24 in WIDTH: 110 in DISTANCE FROM TOP OF BASE SHELF TO BOTTOM OF SHELF: 81.00 in







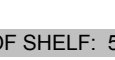
| POS | # | FAC | UPC | NAME | CASES | CAPACI... | UNITS HIGH | DOS | MVMT | Barcode |
|-----|---|-----|-------------|--------------------|------------|-----------|------------|--------|------|---|
| 6 | 1 | | 75452700022 | NEW BGM FTAM 6PKBT | 9999999... | 3.00 | 1.00 | 30.35 | 0.69 |  |
| 7 | 1 | | 1820000771 | BUD 12PK BT | 9999999... | 2.00 | 1.00 | 33.10 | 0.42 |  |
| 8 | 1 | | 1820011047 | BUD 12PK CAN | 9999999... | 2.00 | 1.00 | 19.15 | 0.73 |  |
| 9 | 1 | | 61300874829 | ANPALM SPDHH 1PK | 9999999... | 8.00 | 1.00 | 132.39 | 0.42 |  |
| 29 | 1 | | 1820020079 | BUD LT ORG 6PK BTL | 9999999... | 3.00 | 1.00 | 68.18 | 0.31 |  |
| 30 | 1 | | 1820025000 | BUDWEISER | 9999999... | 8.00 | 1.00 | 40.43 | 1.39 |  |
| 31 | 1 | | 8769282102 | ANGRY ORCH CRSP 6P | 9999999... | 3.00 | 1.00 | 32.11 | 0.65 |  |
| 32 | 1 | | 8769230050 | SAM ADM SEAS 6PKBT | 9999999... | 3.00 | 1.00 | 32.11 | 0.65 |  |
| 33 | 1 | | 1820025001 | BUD LIGHT | 9999999... | 8.00 | 1.00 | 63.28 | 0.89 |  |
| 34 | 1 | | 3354495041 | CORONA PRM 6PK BT | 9999999... | 3.00 | 1.00 | 78.07 | 0.27 |  |
| 54 | 1 | | 8769210012 | SAMADM BOSTLGR 6PK | 9999999... | 3.00 | 1.00 | 54.55 | 0.39 |  |
| 55 | 1 | | 8769200660 | ANGRY ORCH ROSE 6P | 9999999... | 3.00 | 1.00 | 109.38 | 0.19 |  |
| 56 | 1 | | 8066095721 | MODELO SGL CN | 9999999... | 8.00 | 1.00 | 91.06 | 0.61 |  |

SCHEMATIC BACKING REPORT





6237.psa

| | | | | | | | | | | | |
|----|---|------------|--------------------|------------|------|------|--------|------|---|---|---|
| 57 | 1 | 3410001509 | MIL HIGH LF 12PKBT | 9999999... | 2.00 | 1.00 | 15.82 | 0.89 | 0 |  | 0 |
| 82 | 1 | 3410051605 | LEIN SNL SHND 6PK | 9999999... | 3.00 | 1.00 | 109.38 | 0.19 | 0 |  | 0 |
| 83 | 1 | 8066095695 | CORONA 12PK CAN | 9999999... | 2.00 | 1.00 | 60.61 | 0.23 | 0 |  | 0 |
| 84 | 1 | 3410051681 | CAPE LINE VTY 12PK | 9999999... | 2.00 | 1.00 | 45.45 | 0.31 | 0 |  | 0 |
| 85 | 1 | 7199009511 | BLUE MOON 6PK BT | 9999999... | 3.00 | 1.00 | 18.83 | 1.12 | 0 |  | 0 |
| 86 | 1 | 3410057340 | MILLER LITE 18PKCN | 9999999... | 1.00 | 1.00 | 45.45 | 0.15 | 0 |  | 0 |
| 87 | 1 | 3410057636 | MILLER LTE 12PK CN | 9999999... | 2.00 | 1.00 | 15.17 | 0.92 | 0 |  | 0 |
| 88 | 1 | 7143934450 | RLGRK BEER12PK | 9999999... | 2.00 | 1.00 | 28.00 | 0.50 | 0 |  | 0 |




Segment #3 : Shelf #3 DEPTH: 24 in WIDTH: 22 in DISTANCE FROM TOP OF BASE SHELF TO BOTTOM OF SHELF: 67.00 in

| POS | # FAC | UPC | NAME | CASES | CAPACI... | UNITS HIGH | DOS | MVMT | Barcode | | |
|-----|-------|-------------|----------------------|------------|-----------|------------|-------|------|---------|---|---|
| 58 | 1 | 63598500004 | WHITE CLAW SURGE ... | 9999999... | 9.00 | 1.00 | 0.00 | 0.00 | 0 |  | 0 |
| 59 | 1 | 63598526038 | WHITE CLAW HARD S... | 9999999... | 9.00 | 1.00 | 0.00 | 0.00 | 0 |  | 0 |
| 60 | 1 | 7089701331 | FOSTERS LAGER 1/25C | 9999999... | 7.00 | 1.00 | 0.00 | 0.00 | 0 |  | 0 |
| 61 | 1 | 7289000119 | HEINEKEN SGL CN | 0.67 | 8.00 | 1.00 | 27.48 | 2.04 | 0 |  | 0 |
| 62 | 1 | 7199030065 | COORS LT SGL CAN | 0.67 | 8.00 | 1.00 | 53.95 | 1.04 | 0 |  | 0 |
| 63 | 1 | 7199010071 | COORS SGL CAN | 0.67 | 8.00 | 1.00 | 13.74 | 4.08 | 0 |  | 0 |
| 64 | 1 | 1820025013 | NATTY DADDY 1/25C | 9999999... | 8.00 | 1.00 | 0.00 | 0.00 | 0 |  | 0 |

Segment #3 : Shelf #4 DEPTH: 24 in WIDTH: 22 in DISTANCE FROM TOP OF BASE SHELF TO BOTTOM OF SHELF: 54.00 in

| POS | # FAC | UPC | NAME | CASES | CAPACI... | UNITS HIGH | DOS | MVMT | Barcode | | |
|-----|-------|------------|-----------------------|------------|-----------|------------|-------|------|---------|---|---|
| 65 | 1 | 1820020210 | BUD LIGHT PEELS VA... | 9999999... | 3.00 | 1.00 | 0.00 | 0.00 | 0 |  | 0 |
| 66 | 1 | 1820053047 | BUD LT 12PK CANS | 1.50 | 3.00 | 1.00 | 14.76 | 1.42 | 0 |  | 0 |
| 67 | 1 | 7199000048 | COORS LT 12PK CAN | 1.50 | 3.00 | 1.00 | 15.60 | 1.35 | 0 |  | 0 |
| 68 | 1 | 2210000170 | PABST 12 PACK CAN | 1.50 | 3.00 | 1.00 | 16.06 | 1.31 | 0 |  | 0 |





Segment #3 : Shelf #5 DEPTH: 24 in WIDTH: 22 in DISTANCE FROM TOP OF BASE SHELF TO BOTTOM OF SHELF: 40.00 in

| POS | # FAC | UPC | NAME | CASES | CAPACI... | UNITS HIGH | DOS | MVMT | Barcode | | |
|-----|-------|------------|-------------------|-------|-----------|------------|-------|------|---------|---|---|
| 69 | 1 | 8066095765 | MODELO ESP 6PK BT | 0.50 | 2.00 | 1.00 | 26.02 | 0.54 | 0 |  | 0 |
| 70 | 1 | 1820000769 | BUD LT 12PK BT | 1.00 | 2.00 | 1.00 | 28.00 | 0.50 | 0 |  | 0 |
| 71 | 1 | 7199030069 | COORS LT 12PK BT | 1.00 | 2.00 | 1.00 | 12.56 | 1.12 | 0 |  | 0 |




SCHEMATIC BACKING REPORT

6237.psa

Segment #3 : Shelf #6 DEPTH: 24 in WIDTH: 22 in DISTANCE FROM TOP OF BASE SHELF TO BOTTOM OF SHELF: 21.00 in

| POS | # FAC | UPC | NAME | CASES | CAPACI... | UNITS HIGH | DOS | MVMT | Barcode |
|-----|-------|------------|--------------------|-------|-----------|------------|-------|------|---|
| 72 | 1 | 8066095715 | MODELO ESP 12PKCN | 2.00 | 4.00 | 2.00 | 18.21 | 1.54 |  |
| 73 | 1 | 1820053218 | BUD LT 18PK CAN | 3.00 | 3.00 | 1.00 | 17.06 | 1.23 |  |
| 74 | 1 | 1820011218 | BUD 18PK CAN | 3.00 | 3.00 | 1.00 | 14.76 | 1.42 |  |
| 75 | 1 | 1820028443 | NATURAL ICE 15PKCN | 1.50 | 3.00 | 1.00 | 6.35 | 3.31 |  |

Segment #3 : Shelf #7 DEPTH: 24 in WIDTH: 22 in DISTANCE FROM TOP OF BASE SHELF TO BOTTOM OF SHELF: 0.00 in

| POS | # FAC | UPC | NAME | CASES | CAPACI... | UNITS HIGH | DOS | MVMT | Barcode |
|-----|-------|------------|--------------------|-------|-----------|------------|-------|------|---|
| 76 | 1 | 1820053308 | BUD LT 18PK BT | 2.00 | 2.00 | 2.00 | 14.00 | 1.00 |  |
| 77 | 1 | 7199030017 | COORS LT 18PK CAN | 3.00 | 3.00 | 3.00 | 8.81 | 2.38 |  |
| 78 | 1 | 1820020077 | NATURAL LT 15PK CN | 1.50 | 3.00 | 1.00 | 22.75 | 0.92 |  |

SKUs on Planogram: 72