



1169_2_DOOR_COLD



POG Size: 3'10.00
Segments 1 - 2 of 2
Page: 1



1169_2_DOOR_COLD



POG Size: 3'10.00
Segments 1 - 2 of 2
Page: 2



1169_2_DOOR_COLD



Printed: 7/9/2020

Traffic Flow Left-right

POG: 1169.psa

POG Size: 3'10.00
Segments 1 - 2 of 2
Page: 3




1169_2_DOOR_COLD





1169_2_DOOR_COLD



Printed: 7/9/2020

Traffic Flow Left-right

POG: 1169.psa

POG Size: 3'10.00

Segment: 2 of 2




Page: 5

SCHEMATIC BACKING REPORT




1169.psa

Planogram: 1169_2_DOOR_COLD




Segment #1 : Shelf #1 DEPTH: 22 in WIDTH: 23 in DISTANCE FROM TOP OF BASE SHELF TO BOTTOM OF SHELF: 44.00 in

POS #	FAC	UPC	NAME	CASES	CAPACI...	UNITS HIGH	DOS	MVMT	Barcode
22	1	8769200804	TRULY TROPICAL VARI...	9999999...	3.00	1.00	0.00	0.00	
23	1	8200078142	SMIRNOFF SPIKED SE...	9999999...	3.00	1.00	0.00	0.00	
24	1	3354400013	CORNA REFSC 12PKCN	1.50	3.00	1.00	54.55	0.39	




Segment #1 : Shelf #2 DEPTH: 22 in WIDTH: 23 in DISTANCE FROM TOP OF BASE SHELF TO BOTTOM OF SHELF: 32.00 in

POS #	FAC	UPC	NAME	CASES	CAPACI...	UNITS HIGH	DOS	MVMT	Barcode
25	1	63598580006	WHITE CLAW VARIET...	9999999...	3.00	1.00	0.00	0.00	
26	1	7199009516	BLUE MOON BELGIAN ...	9999999...	2.00	1.00	0.00	0.00	
27	1	7289000621	HEINEKEN 0.0 NA 6/12B	9999999...	4.00	1.00	0.00	0.00	





Segment #1 : Shelf #3 DEPTH: 22 in WIDTH: 23 in DISTANCE FROM TOP OF BASE SHELF TO BOTTOM OF SHELF: 21.00 in

POS #	FAC	UPC	NAME	CASES	CAPACI...	UNITS HIGH	DOS	MVMT	Barcode
28	1	63598554890	WHT CLW SLZ 12PKCN	1.50	3.00	1.00	68.18	0.31	
29	1	8248812300	BECKS 12/12B	9999999...	2.00	1.00	0.00	0.00	
30	1	8066095675	CORONA LT 12PK BT	1.00	2.00	1.00	40.46	0.35	

Segment #1 : Shelf #4 DEPTH: 22 in WIDTH: 23 in DISTANCE FROM TOP OF BASE SHELF TO BOTTOM OF SHELF: 0.00 in

POS #	FAC	UPC	NAME	CASES	CAPACI...	UNITS HIGH	DOS	MVMT	Barcode
31	1	7289000016	HEINEKEN 12PK BTL	2.00	4.00	2.00	20.22	1.39	
32	1	78615000014	STELLA ART 12PK BT	2.00	4.00	2.00	22.06	1.27	
33	1	8066095615	CORONA 12PK BT	2.00	4.00	2.00	24.26	1.15	

Segment #2 : Shelf #1 DEPTH: 24 in WIDTH: 90 in DISTANCE FROM TOP OF BASE SHELF TO BOTTOM OF SHELF: 71.00 in













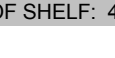
POS #	FAC	UPC	NAME	CASES	CAPACI...	UNITS HIGH	DOS	MVMT	Barcode
13	1	86907100027	MONTAUK WAVE CHA...	9999999...	3.00	1.00	0.00	0.00	
14	1	63598500004	WHITE CLAW SURGE ...	9999999...	9.00	1.00	0.00	0.00	
15	1	7289000621	HEINEKEN 0.0 NA 6/12B	9999999...	3.00	1.00	0.00	0.00	
16	1	8382012360	GUINNESS DRAUGHT ...	9999999...	4.00	1.00	0.00	0.00	

SCHEMATIC BACKING REPORT

1169.psa

17	1	8769200991	TRULY SPIKED & SPAR...	9999999...	2.00	1.00	0.00	0.00	0		0
34	1	8769200804	TRULY TROPICAL VARI...	9999999...	2.00	1.00	0.00	0.00	0		0
35	1	8200078142	SMIRNOFF SPIKED SE...	9999999...	2.00	1.00	0.00	0.00	0		0
36	1	85389700227	SPIKED SELTZER VARI...	9999999...	2.00	1.00	0.00	0.00	0		0
37	1	63598526038	WHITE CLAW HARD S...	9999999...	9.00	1.00	0.00	0.00	0		0
1	1	8769283231	TWISTED TEA HARD I...	9999999...	8.00	1.00	0.00	0.00	0		0
2	1	7089701331	FOSTERS LAGER 1/25C	9999999...	7.00	1.00	0.00	0.00	0		0
3	1	7199009516	BLUE MOON BELGIAN ...	9999999...	2.00	1.00	0.00	0.00	0		0
4	1	3354400043	CORONA HARD SELTZ...	9999999...	2.00	1.00	0.00	0.00	0		0
5	1	8248812300	BECKS 12/12B	9999999...	2.00	1.00	0.00	0.00	0		0
6	1	1820020208	BL SELTZER 12PKCN	9999999...	2.00	1.00	368.42	0.04	0		0
7	1	63598580006	WHITE CLAW VARIET...	9999999...	2.00	1.00	0.00	0.00	0		0

Segment #2 : Shelf #2 DEPTH: 24 in WIDTH: 90 in DISTANCE FROM TOP OF BASE SHELF TO BOTTOM OF SHELF: 59.00 in

POS	#	FAC	UPC	NAME	CASES	CAPACI...	UNITS HIGH	DOS	MVMT	Barcode
18	1		63598512998	MIKE'S HARD VARIETY...	9999999...	2.00	1.00	0.00	0.00	
19	1		8769282102	ANGRY ORCH CRSP 6P	9999999...	3.00	1.00	78.07	0.27	
20	1		8769230050	SAMUEL ADAMS SEAS...	9999999...	3.00	1.00	0.00	0.00	
21	1		8769200660	ANGRY ORCHARD RO...	9999999...	3.00	1.00	0.00	0.00	
38	1		7231123021	SOL 12/12B	9999999...	2.00	1.00	0.00	0.00	
39	1		7199030069	COORS LIGHT 12/12B	9999999...	2.00	1.00	0.00	0.00	
40	1		7199009511	BLUE MOON 6PK BT	9999999...	3.00	1.00	30.35	0.69	
41	1		1820053308	BUD LIGHT 18/12B	9999999...	1.00	1.00	0.00	0.00	
8	1		1820025008	NATURAL ICE	9999999...	8.00	1.00	52.00	1.08	
9	1		1820025000	BUDWEISER	9999999...	8.00	1.00	52.00	1.08	
10	1		1820020083	MICHELOB ULTRA PU...	9999999...	2.00	1.00	0.00	0.00	
11	1		1820020077	NATURAL LIGHT 15/12C	9999999...	1.00	1.00	0.00	0.00	
12	1		61300874829	ANPALM SPDHH 1PK	9999999...	8.00	1.00	52.00	1.08	

Segment #2 : Shelf #3 DEPTH: 22 in WIDTH: 23 in DISTANCE FROM TOP OF BASE SHELF TO BOTTOM OF SHELF: 44.00 in





POS	#	FAC	UPC	NAME	CASES	CAPACI...	UNITS HIGH	DOS	MVMT	Barcode
-----	---	-----	-----	------	-------	-----------	------------	-----	------	---------

SCHEMATIC BACKING REPORT




1169.psa

42	1	63598526038	WHITE CLAW HARD S...	9999999...	8.00	1.00	0.00	0.00	0		0
43	1	63598500004	WHITE CLAW SURGE ...	9999999...	8.00	1.00	0.00	0.00	0		0
44	1	8769283231	TWISTED TEA HARD I...	9999999...	7.00	1.00	0.00	0.00	0		0
45	1	7089701331	FOSTERS LAGER 1/25C	9999999...	6.00	1.00	0.00	0.00	0		0
46	1	7289000119	HEINEKEN SGL CN	0.58	7.00	1.00	10.98	4.46	0		0
47	1	8066095643	CORONA EXTRA CAN	0.58	7.00	1.00	24.97	1.96	0		0
48	1	7199010071	COORS SGL CAN	0.58	7.00	1.00	17.45	2.81	0		0




Segment #2 : Shelf #4 DEPTH: 22 in WIDTH: 23 in DISTANCE FROM TOP OF BASE SHELF TO BOTTOM OF SHELF: 31.00 in

POS	# FAC	UPC	NAME	CASES	CAPACI...	UNITS HIGH	DOS	MVMT	Barcode		
49	1	3354495042	CORONA PRM 12PK BT	1.00	2.00	1.00	33.10	0.42	0		0
50	1	8066095605	CORONA 6PK BT	0.50	2.00	1.00	11.03	1.27	0		0
51	1	7199000048	COORS LT 12PK CAN	1.00	2.00	1.00	15.17	0.92	0		0
52	1	7199030120	COORS LT 3PK	0.50	2.00	1.00	30.30	0.46	0		0

Segment #2 : Shelf #5 DEPTH: 22 in WIDTH: 23 in DISTANCE FROM TOP OF BASE SHELF TO BOTTOM OF SHELF: 18.00 in

POS	# FAC	UPC	NAME	CASES	CAPACI...	UNITS HIGH	DOS	MVMT	Barcode		
53	1	8066095695	CORONA 12PK CAN	1.00	2.00	1.00	45.45	0.31	0		0
54	1	1820053218	BUD LT 18PK CAN	2.00	2.00	2.00	121.74	0.12	0		0
55	1	1820011218	BUD 18PK CAN	2.00	2.00	2.00	72.92	0.19	0		0

Segment #2 : Shelf #6 DEPTH: 22 in WIDTH: 23 in DISTANCE FROM TOP OF BASE SHELF TO BOTTOM OF SHELF: 0.00 in

POS	# FAC	UPC	NAME	CASES	CAPACI...	UNITS HIGH	DOS	MVMT	Barcode		
56	1	8066095757	MODELO 12PKBT	1.50	3.00	2.00	45.45	0.46	0		0
57	1	7199030017	COORS LT 18PK CAN	4.00	4.00	3.00	48.53	0.58	0		0
58	1	1820028443	NATURAL ICE 15PKCN	1.50	3.00	2.00	36.40	0.58	0		0

SKUs on Planogram: 48



1169_4ft_OPEN_WARM



Printed: 7/9/2020

Traffic Flow Left-right

POG: 1169.psa

POG Size: 4'0.00

Segment: 1 of 1

Page: 1




1169_4ft_OPEN_WARM






1169_4ft_OPEN_WARM





1169_4ft_OPEN_WARM



Printed: 7/9/2020

Traffic Flow Left-right

POG: 1169.psa

POG Size: 4'0.00

Segment: 1 of 1








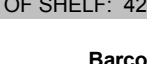
Page: 4

SCHEMATIC BACKING REPORT







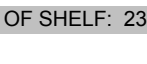
1169.psa

Planogram: 1169_4ft_OPEN_WARM







Segment #1 : Shelf #1 DEPTH: 20 in WIDTH: 48 in DISTANCE FROM TOP OF BASE SHELF TO BOTTOM OF SHELF: 54.00 in

POS #	FAC	UPC	NAME	CASES	CAPACI...	UNITS HIGH	DOS	MVMT	Barcode
1	1	8769200424	TRULY HARD SELTZE...	1.50	3.00	1.00	0.00	0.00	
2	1	3354400043	CORONA HARD SELTZ...	9999999...	2.00	1.00	0.00	0.00	
3	1	1820020208	BL SELTZER 12PKCN	9999999...	3.00	1.00	552.63	0.04	
4	1	3410051681	CAPE LINE VTY 12PK	1.00	2.00	1.00	40.46	0.35	
5	1	85389700227	SPIKED SELTZER VARI...	9999999...	3.00	1.00	0.00	0.00	
6	1	86273700006	MONTAUK SUMMER A...	1.00	4.00	1.00	0.00	0.00	
7	1	7289000011	HEINEKEN BTL GL 6PK...	0.50	2.00	1.00	0.00	0.00	
8	1	78615000001	STELLA ARTOIS BTL G...	0.50	2.00	1.00	0.00	0.00	

Segment #1 : Shelf #2 DEPTH: 20 in WIDTH: 48 in DISTANCE FROM TOP OF BASE SHELF TO BOTTOM OF SHELF: 42.00 in




POS #	FAC	UPC	NAME	CASES	CAPACI...	UNITS HIGH	DOS	MVMT	Barcode
9	1	8769200991	TRULY SPIKED & SPAR...	9999999...	3.00	1.00	0.00	0.00	
10	1	8769200686	TRULY BERRY 12PKCN	1.50	3.00	1.00	272.73	0.08	
11	1	86907100027	MONTAUK WAVE CHA...	9999999...	3.00	1.00	0.00	0.00	
12	1	7289000159	HEINEKEN LT 12PK	1.00	2.00	1.00	60.61	0.23	
13	1	8382012360	GUINNESS DRAUGHT ...	9999999...	3.00	1.00	0.00	0.00	
14	1	1820000769	BUD LIGHT BTL GL 12...	1.00	2.00	1.00	0.00	0.00	
15	1	3410001509	MIL HIGH LF 12PKBT	1.00	2.00	1.00	121.74	0.12	

Segment #1 : Shelf #3 DEPTH: 20 in WIDTH: 48 in DISTANCE FROM TOP OF BASE SHELF TO BOTTOM OF SHELF: 23.00 in









POS #	FAC	UPC	NAME	CASES	CAPACI...	UNITS HIGH	DOS	MVMT	Barcode
16	1	63598554890	WHT CLW SLZ 12PKCN	2.00	4.00	2.00	90.91	0.31	
17	1	64286090024	FOUNDERS ALL DAY S...	1.00	2.00	2.00	0.00	0.00	
18	1	7289000020	HEINEKEN CAN AL 12P...	1.00	2.00	2.00	0.00	0.00	
19	1	8066095715	MODELO ESPECIAL C...	1.00	2.00	2.00	0.00	0.00	
20	1	1820053047	BUD LT 12PK CANS	1.00	2.00	2.00	52.04	0.27	
21	1	1820011047	BUD 12PK CAN	1.00	2.00	2.00	90.91	0.15	

SCHEMATIC BACKING REPORT

1169.psa

22	1	7199000048	COORS LT 12PK CAN	1.00	2.00	2.00	15.17	0.92	
23	1	3410057636	MILLER LTE 12PK CN	1.00	2.00	2.00	60.61	0.23	
24	1	2210000170	PABST 12 PACK CAN	1.00	2.00	2.00	33.10	0.42	

Segment #1 : Shelf #4 DEPTH: 20 in WIDTH: 48 in DISTANCE FROM TOP OF BASE SHELF TO BOTTOM OF SHELF: 0.00 in

POS	#	FAC	UPC	NAME	CASES	CAPACI...	UNITS HIGH	DOS	MVMT	Barcode
25	1		7289000016	HEINEKEN 12PK BTL	2.00	4.00	2.00	20.22	1.39	
26	1		8066095615	CORONA 12PK BT	1.00	2.00	2.00	12.13	1.15	
27	1		1820005990	MICH ULTRA 12PKBT	2.00	4.00	2.00	736.84	0.04	
28	1		1820053218	BUD LT 18PK CAN	2.00	2.00	2.00	121.74	0.12	
29	1		1820011218	BUD 18PK CAN	2.00	2.00	2.00	72.92	0.19	
30	1		7199030017	COORS LT 18PK CAN	2.00	2.00	2.00	24.26	0.58	
31	1		3410057340	MILLER LITE 18PKCN	2.00	2.00	2.00	60.61	0.23	
32	1		1820028443	NATURAL ICE 15PKCN	1.00	2.00	2.00	24.26	0.58	

SKUs on Planogram: 32