



1092_2_DOOR_COLD





1092_2_DOOR_COLD



Printed: 7/9/2020


Traffic Flow Left-right

POG: 1092.psa

| |
|---------------------|
| POG Size: 3'10.00 |
| Segments 1 - 2 of 2 |
| Page: 2 |



1092_2_DOOR_COLD



Printed: 7/9/2020

Traffic Flow Left-right

POG: 1092.psa

POG Size: 3'10.00

Segment: 1 of 2

Page: 4



1092_2_DOOR_COLD




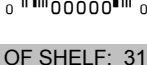


SCHEMATIC BACKING REPORT




1092.psa

Planogram: 1092_2_DOOR_COLD




Segment #1 : Shelf #1 DEPTH: 22 in WIDTH: 23 in DISTANCE FROM TOP OF BASE SHELF TO BOTTOM OF SHELF: 42.50 in

| POS # | FAC | UPC | NAME | CASES | CAPACI... | UNITS HIGH | DOS | MVMT | Barcode |
|-------|-----|-------------|--------------------|------------|-----------|------------|--------|------|---|
| 10 | 1 | 1820020208 | BL SELTZER 12PKCN | 9999999... | 3.00 | 1.00 | 921.05 | 0.04 |  |
| 11 | 1 | 85389700227 | BON & VIV VR 12PK | 1.50 | 3.00 | 1.00 | 182.61 | 0.12 |  |
| 12 | 1 | 8066095605 | CORONA 6PK BT | 0.50 | 2.00 | 1.00 | 36.75 | 0.38 |  |
| 13 | 1 | 8066095625 | CORONA LIGHT 6/12B | 9999999... | 2.00 | 1.00 | 0.00 | 0.00 |  |




Segment #1 : Shelf #2 DEPTH: 22 in WIDTH: 23 in DISTANCE FROM TOP OF BASE SHELF TO BOTTOM OF SHELF: 31.50 in

| POS # | FAC | UPC | NAME | CASES | CAPACI... | UNITS HIGH | DOS | MVMT | Barcode |
|-------|-----|------------|--------------------|-------|-----------|------------|--------|------|--|
| 14 | 1 | 8769200424 | TRULY CIT VAR 12PK | 1.50 | 3.00 | 1.00 | 109.38 | 0.19 |  |
| 15 | 1 | 7289000016 | HEINEKEN 12PK BTL | 1.00 | 2.00 | 1.00 | 37.14 | 0.38 |  |
| 16 | 1 | 7289000159 | HEINEKEN LT 12PK | 1.00 | 2.00 | 1.00 | 25.13 | 0.56 |  |




Segment #1 : Shelf #3 DEPTH: 22 in WIDTH: 23 in DISTANCE FROM TOP OF BASE SHELF TO BOTTOM OF SHELF: 20.50 in

| POS # | FAC | UPC | NAME | CASES | CAPACI... | UNITS HIGH | DOS | MVMT | Barcode |
|-------|-----|------------|----------------------|------------|-----------|------------|--------|------|---|
| 17 | 1 | 8769200686 | TRULY BERRY 12PKCN | 1.50 | 3.00 | 1.00 | 109.38 | 0.19 |  |
| 18 | 1 | 3354400043 | CORONA HARD SELTZ... | 9999999... | 3.00 | 1.00 | 0.00 | 0.00 |  |
| 19 | 1 | 3354400013 | CORNA REFSC 12PKCN | 1.50 | 3.00 | 1.00 | 109.38 | 0.19 |  |

Segment #1 : Shelf #4 DEPTH: 22 in WIDTH: 23 in DISTANCE FROM TOP OF BASE SHELF TO BOTTOM OF SHELF: 0.00 in

| POS # | FAC | UPC | NAME | CASES | CAPACI... | UNITS HIGH | DOS | MVMT | Barcode |
|-------|-----|-------------|----------------------|------------|-----------|------------|--------|------|---|
| 20 | 1 | 63598554890 | WHT CLW SLZ 12PKCN | 4.00 | 8.00 | 2.00 | 161.85 | 0.35 |  |
| 21 | 1 | 63598580006 | WHITE CLAW VARIET... | 9999999... | 8.00 | 2.00 | 0.00 | 0.00 |  |
| 22 | 1 | 8066095615 | CORONA 12PK BT | 2.00 | 4.00 | 2.00 | 46.59 | 0.60 |  |

Segment #2 : Shelf #1 DEPTH: 24 in WIDTH: 80 in DISTANCE FROM TOP OF BASE SHELF TO BOTTOM OF SHELF: 68.00 in












| POS # | FAC | UPC | NAME | CASES | CAPACI... | UNITS HIGH | DOS | MVMT | Barcode |
|-------|-----|-------------|-----------------------|------------|-----------|------------|--------|------|---|
| 1 | 1 | 1820020208 | BL SELTZER 12PKCN | 9999999... | 2.00 | 1.00 | 921.05 | 0.04 |  |
| 2 | 1 | 63598526038 | WHITE CLAW HARD S... | 9999999... | 9.00 | 1.00 | 0.00 | 0.00 |  |
| 3 | 1 | 8066095721 | MODELO ESPECIAL 1/... | 9999999... | 8.00 | 1.00 | 0.00 | 0.00 |  |

SCHEMATIC BACKING REPORT






1092.psa

| | | | | | | | | | | | |
|----|---|-------------|-------------------------|------------|------|------|------|------|---|---|---|
| 4 | 1 | 7199009516 | BLUE MOON BELGIAN ... | 9999999... | 2.00 | 1.00 | 0.00 | 0.00 | 0 |  | 0 |
| 5 | 1 | 72383000009 | LAGUNITAS INDIA PAL... | 9999999... | 2.00 | 1.00 | 0.00 | 0.00 | 0 |  | 0 |
| 23 | 1 | 8066095765 | MODELO ESPECIAL 6/... | 9999999... | 2.00 | 1.00 | 0.00 | 0.00 | 0 |  | 0 |
| 24 | 1 | 8066095625 | CORONA LIGHT 6/12B | 9999999... | 3.00 | 1.00 | 0.00 | 0.00 | 0 |  | 0 |
| 25 | 1 | 3692011132 | GOOSE ISLAND IPA 6/1... | 9999999... | 3.00 | 1.00 | 0.00 | 0.00 | 0 |  | 0 |
| 26 | 1 | 3354400043 | CORONA HARD SELTZ... | 9999999... | 2.00 | 1.00 | 0.00 | 0.00 | 0 |  | 0 |
| 48 | 1 | 63598580006 | WHITE CLAW VARIET... | 9999999... | 2.00 | 1.00 | 0.00 | 0.00 | 0 |  | 0 |

Segment #2 : Shelf #2 DEPTH: 24 in WIDTH: 80 in DISTANCE FROM TOP OF BASE SHELF TO BOTTOM OF SHELF: 56.00 in


| POS | # FAC | UPC | NAME | CASES | CAPACI... | UNITS HIGH | DOS | MVMT | Barcode |
|-----|-------|-------------|--------------------|------------|-----------|------------|--------|------|---|
| 6 | 1 | 61300874829 | ANPALM SPDHH 1PK | 9999999... | 8.00 | 1.00 | 47.86 | 1.17 | 0  0 |
| 7 | 1 | 1820005990 | MICH ULTRA 12PKBT | 9999999... | 2.00 | 1.00 | 68.63 | 0.20 | 0  0 |
| 8 | 1 | 8066095757 | MODELO 12PKBT | 9999999... | 2.00 | 1.00 | 77.35 | 0.18 | 0  0 |
| 9 | 1 | 8066095695 | CORONA 12PK CAN | 9999999... | 2.00 | 1.00 | 159.09 | 0.09 | 0  0 |
| 27 | 1 | 3354495042 | CORONA PRM 12PK BT | 9999999... | 2.00 | 1.00 | 75.27 | 0.19 | 0  0 |
| 28 | 1 | 3410057636 | MILLER LTE 12PK CN | 9999999... | 2.00 | 1.00 | 48.44 | 0.29 | 0  0 |
| 29 | 1 | 3410051681 | CAPE LINE VTY 12PK | 9999999... | 2.00 | 1.00 | 90.91 | 0.15 | 0  0 |
| 49 | 1 | 7231123021 | SOL 12/12B | 9999999... | 2.00 | 1.00 | 0.00 | 0.00 | 0  0 |
| 50 | 1 | 3410057340 | MILLER LITE 18PKCN | 9999999... | 1.00 | 1.00 | 33.18 | 0.21 | 0  0 |
| 51 | 1 | 7199009511 | BLUE MOON 6PK BT | 9999999... | 3.00 | 1.00 | 67.74 | 0.31 | 0  0 |
| 52 | 1 | 7199000048 | COORS LT 12PK CAN | 9999999... | 2.00 | 1.00 | 20.59 | 0.68 | 0  0 |

Segment #2 : Shelf #3 DEPTH: 22 in WIDTH: 23 in DISTANCE FROM TOP OF BASE SHELF TO BOTTOM OF SHELF: 42.50 in




| POS | # FAC | UPC | NAME | CASES | CAPACI... | UNITS HIGH | DOS | MVMT | Barcode |
|-----|-------|-------------|-------------------------|------------|-----------|------------|-------|------|---|
| 30 | 1 | 3692011132 | GOOSE ISLAND IPA 6/1... | 9999999... | 2.00 | 1.00 | 0.00 | 0.00 | 0  0 |
| 31 | 1 | 63598526038 | WHITE CLAW HARD S... | 9999999... | 8.00 | 1.00 | 0.00 | 0.00 | 0  0 |
| 32 | 1 | 8066095721 | MODELO ESPECIAL 1/... | 9999999... | 7.00 | 1.00 | 0.00 | 0.00 | 0  0 |
| 33 | 1 | 7289000119 | HEINEKEN SGL CN | 0.58 | 7.00 | 1.00 | 31.69 | 1.55 | 0  0 |
| 34 | 1 | 1820025001 | BUD LIGHT | 0.47 | 7.00 | 1.00 | 32.36 | 1.51 | 0  0 |
| 35 | 1 | 7199010071 | COORS SGL CAN | 0.58 | 7.00 | 1.00 | 18.91 | 2.59 | 0  0 |

SCHEMATIC BACKING REPORT





1092.psa

| | | | | | | | | | |
|----|---|------------|------------------|------|------|------|-------|------|---|
| 36 | 1 | 7199030065 | COORS LT SGL CAN | 0.58 | 7.00 | 1.00 | 28.26 | 1.73 |  |
|----|---|------------|------------------|------|------|------|-------|------|---|





Segment #2 : Shelf #4 DEPTH: 22 in WIDTH: 23 in DISTANCE FROM TOP OF BASE SHELF TO BOTTOM OF SHELF: 31.50 in

| POS | # FAC | UPC | NAME | CASES | CAPACI... | UNITS HIGH | DOS | MVMT | Barcode |
|-----|-------|-------------|------------------------|------------|-----------|------------|-------|------|---|
| 37 | 1 | 78615000014 | STELLAART 12PK BT | 1.00 | 2.00 | 1.00 | 41.54 | 0.34 |  |
| 38 | 1 | 72383000009 | LAGUNITAS INDIA PAL... | 9999999... | 2.00 | 1.00 | 0.00 | 0.00 |  |
| 39 | 1 | 7199009516 | BLUE MOON BELGIAN ... | 9999999... | 2.00 | 1.00 | 0.00 | 0.00 |  |

Segment #2 : Shelf #5 DEPTH: 22 in WIDTH: 23 in DISTANCE FROM TOP OF BASE SHELF TO BOTTOM OF SHELF: 21.00 in

| POS | # FAC | UPC | NAME | CASES | CAPACI... | UNITS HIGH | DOS | MVMT | Barcode |
|-----|-------|------------|-----------------------|------------|-----------|------------|-------|------|---|
| 40 | 1 | 8066095715 | MODELO ESP 12PKCN | 1.00 | 2.00 | 1.00 | 51.85 | 0.27 |  |
| 41 | 1 | 8066095765 | MODELO ESPECIAL 6/... | 9999999... | 2.00 | 1.00 | 0.00 | 0.00 |  |
| 42 | 1 | 1820053047 | BUD LT 12PK CANS | 1.00 | 2.00 | 1.00 | 16.15 | 0.87 |  |
| 43 | 1 | 1820011047 | BUD 12PK CAN | 1.00 | 2.00 | 1.00 | 10.59 | 1.32 |  |

Segment #2 : Shelf #6 DEPTH: 22 in WIDTH: 23 in DISTANCE FROM TOP OF BASE SHELF TO BOTTOM OF SHELF: 0.00 in

| POS | # FAC | UPC | NAME | CASES | CAPACI... | UNITS HIGH | DOS | MVMT | Barcode |
|-----|-------|------------|-------------------|-------|-----------|------------|--------|------|---|
| 44 | 1 | 8066095675 | CORONA LT 12PK BT | 2.00 | 4.00 | 2.00 | 121.21 | 0.23 |  |
| 45 | 1 | 1820053218 | BUD LT 18PK CAN | 2.00 | 2.00 | 1.00 | 28.69 | 0.49 |  |
| 46 | 1 | 1820011218 | BUD 18PK CAN | 2.00 | 2.00 | 1.00 | 13.62 | 1.03 |  |
| 47 | 1 | 7199030017 | COORS LT 18PK CAN | 2.00 | 2.00 | 1.00 | 20.23 | 0.69 |  |

SKUs on Planogram: 42