



2726_2_DOOR_COLD





2726_2_DOOR_COLD





2726_2_DOOR_COLD






2726_2_DOOR_COLD





2726_2_DOOR_COLD



Printed: 7/9/2020

Traffic Flow Left-right

POG: 2726.psa

POG Size: 3'10.00

Segment: 2 of 2




Page: 5

SCHEMATIC BACKING REPORT




2726.psa

Planogram: 2726_2_DOOR_COLD




Segment #1 : Shelf #1 DEPTH: 22 in WIDTH: 23 in DISTANCE FROM TOP OF BASE SHELF TO BOTTOM OF SHELF: 42.00 in

POS #	FAC	UPC	NAME	CASES	CAPACI...	UNITS HIGH	DOS	MVMT	Barcode
13	1	85389700227	BON & VIV VR 12PK	1.00	2.00	1.00	26.02	0.54	
14	1	63598500004	WHITE CLAW SURGE ...	9999999...	8.00	1.00	0.00	0.00	
15	1	63598526038	WHITE CLAW HARD S...	9999999...	8.00	1.00	0.00	0.00	
16	1	7089701331	FOSTERS LAGER 1/25C	9999999...	6.00	1.00	0.00	0.00	
17	1	1820025000	BUDWEISER	0.47	7.00	1.00	26.39	1.86	
18	1	7199030065	COORS LT SGL CAN	0.58	7.00	1.00	49.45	0.99	




Segment #1 : Shelf #2 DEPTH: 22 in WIDTH: 23 in DISTANCE FROM TOP OF BASE SHELF TO BOTTOM OF SHELF: 34.00 in

POS #	FAC	UPC	NAME	CASES	CAPACI...	UNITS HIGH	DOS	MVMT	Barcode
19	1	8769200686	TRULY BERRY 12PKCN	9999999...	2.00	1.00	60.61	0.23	
20	1	8769200424	TRULY CIT VAR 12PK	9999999...	2.00	1.00	80.92	0.35	
21	1	8200078142	SMIRNOFF SPIKED SE...	9999999...	2.00	1.00	0.00	0.00	


Segment #1 : Shelf #3 DEPTH: 22 in WIDTH: 23 in DISTANCE FROM TOP OF BASE SHELF TO BOTTOM OF SHELF: 22.00 in

POS #	FAC	UPC	NAME	CASES	CAPACI...	UNITS HIGH	DOS	MVMT	Barcode
22	1	63598554890	WHT CLW SLZ 12PKCN	1.50	3.00	1.00	10.50	2.00	
23	1	63598580006	WHITE CLAW VARIET...	9999999...	3.00	1.00	0.00	0.00	
24	1	3354495042	CORONA PRM 12PK BT	1.00	2.00	1.00	20.59	0.68	

Segment #1 : Shelf #4 DEPTH: 22 in WIDTH: 23 in DISTANCE FROM TOP OF BASE SHELF TO BOTTOM OF SHELF: 0.00 in

POS #	FAC	UPC	NAME	CASES	CAPACI...	UNITS HIGH	DOS	MVMT	Barcode
25	1	7289000159	HEINEKEN LT 12PK	2.00	4.00	2.00	46.67	0.60	
26	1	7289000016	HEINEKEN 12PK BTL	2.00	4.00	2.00	9.14	3.06	
27	1	8066095615	CORONA 12PK BT	2.00	4.00	2.00	20.19	1.39	

Segment #2 : Shelf #1 DEPTH: 24 in WIDTH: 80 in DISTANCE FROM TOP OF BASE SHELF TO BOTTOM OF SHELF: 69.00 in













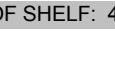
POS #	FAC	UPC	NAME	CASES	CAPACI...	UNITS HIGH	DOS	MVMT	Barcode
3	1	8066095765	MODELO ESPECIAL 6/...	9999999...	2.00	1.00	0.00	0.00	

SCHEMATIC BACKING REPORT

2726.psa

4	1	63598500004	WHITE CLAW SURGE ...	9999999...	9.00	1.00	0.00	0.00	0		0
5	1	7089701331	FOSTERS LAGER 1/25C	9999999...	7.00	1.00	0.00	0.00	0		0
6	1	8200078142	SMIRNOFF SPIKED SE...	9999999...	2.00	1.00	0.00	0.00	0		0
7	1	63598526038	WHITE CLAW HARD S...	9999999...	9.00	1.00	0.00	0.00	0		0
28	1	7199009516	BLUE MOON BELGIAN ...	9999999...	2.00	1.00	0.00	0.00	0		0
29	1	72383000009	LAGUNITAS INDIA PAL...	9999999...	2.00	1.00	0.00	0.00	0		0
30	1	8066095625	CORONA LIGHT 6/12B	9999999...	3.00	1.00	0.00	0.00	0		0
31	1	3692011132	GOOSE ISLAND IPA 6/1...	9999999...	3.00	1.00	0.00	0.00	0		0
32	1	8769200424	TRULY CIT VAR 12PK	9999999...	2.00	1.00	80.92	0.35	0		0
1	1	8066095757	MODELO 12PKBT	9999999...	2.00	1.00	32.63	0.86	0		0
2	1	63598580006	WHITE CLAW VARIET...	9999999...	2.00	1.00	0.00	0.00	0		0

Segment #2 : Shelf #2 DEPTH: 24 in WIDTH: 80 in DISTANCE FROM TOP OF BASE SHELF TO BOTTOM OF SHELF: 57.00 in





POS	#	FAC	UPC	NAME	CASES	CAPACI...	UNITS HIGH	DOS	MVMT	Barcode		
8	1		61300874829	ANPALM SPDHH 1PK	9999999...	8.00	1.00	30.89	1.81	0		0
9	1		2210000170	PABST 12 PACK CAN	9999999...	2.00	1.00	52.04	0.27	0		0
10	1		1820025001	BUD LIGHT	9999999...	8.00	1.00	36.11	1.55	0		0
11	1		8066095715	MODELO ESP 12PKCN	9999999...	2.00	1.00	60.61	0.23	0		0
12	1		1820005990	MICH ULTRA 12PKBT	9999999...	2.00	1.00	38.15	0.37	0		0
33	1		8066095695	CORONA EXTRA 12/12C	9999999...	2.00	1.00	0.00	0.00	0		0
34	1		3410057340	MILLER LITE 18PKCN	9999999...	1.00	1.00	20.77	0.34	0		0
35	1		8066095605	CORONA 6PK BT	9999999...	3.00	1.00	35.47	0.59	0		0
36	1		7199000048	COORS LT 12PK CAN	9999999...	2.00	1.00	15.20	0.92	0		0
37	1		7199009511	BLUE MOON 6PK BT	9999999...	3.00	1.00	31.91	0.66	0		0
53	1		7199010071	COORS SGL CAN	9999999...	8.00	1.00	46.09	1.22	0		0
54	1		7199030069	COORS LT 12PK BT	9999999...	2.00	1.00	36.46	0.38	0		0
55	1		3410001509	MIL HIGH LF 12PKBT	9999999...	2.00	1.00	19.91	0.70	0		0

Segment #2 : Shelf #3 DEPTH: 22 in WIDTH: 23 in DISTANCE FROM TOP OF BASE SHELF TO BOTTOM OF SHELF: 42.00 in




POS	#	FAC	UPC	NAME	CASES	CAPACI...	UNITS HIGH	DOS	MVMT	Barcode
-----	---	-----	-----	------	-------	-----------	------------	-----	------	---------

SCHEMATIC BACKING REPORT





2726.psa

38	1	8066095625	CORONA LIGHT 6/12B	9999999...	2.00	1.00	0.00	0.00	
39	1	8066095765	MODELO ESPECIAL 6/...	9999999...	2.00	1.00	0.00	0.00	
40	1	3692011132	GOOSE ISLAND IPA 6/1...	9999999...	2.00	1.00	0.00	0.00	
41	1	72383000009	LAGUNITAS INDIA PAL...	9999999...	2.00	1.00	0.00	0.00	





Segment #2 : Shelf #4 DEPTH: 22 in WIDTH: 23 in DISTANCE FROM TOP OF BASE SHELF TO BOTTOM OF SHELF: 30.00 in

POS	# FAC	UPC	NAME	CASES	CAPACI...	UNITS HIGH	DOS	MVMT	Barcode
42	1	78615000014	STELLA ART 12PK BT	1.00	2.00	1.00	12.47	1.12	
43	1	7199009516	BLUE MOON BELGIAN ...	9999999...	2.00	1.00	0.00	0.00	
44	1	33544000013	CORNA REFSC 12PKCN	1.50	3.00	1.00	68.18	0.31	

Segment #2 : Shelf #5 DEPTH: 22 in WIDTH: 23 in DISTANCE FROM TOP OF BASE SHELF TO BOTTOM OF SHELF: 18.00 in

POS	# FAC	UPC	NAME	CASES	CAPACI...	UNITS HIGH	DOS	MVMT	Barcode
45	1	8066095675	CORONA LT 12PK BT	1.00	2.00	1.00	21.41	0.65	
46	1	1820053047	BUD LT 12PK CANS	1.00	2.00	1.00	13.45	1.04	
47	1	1820011047	BUD 12PK CAN	1.00	2.00	1.00	15.01	0.93	
48	1	3410057636	MILLER LTE 12PK CN	1.00	2.00	1.00	24.22	0.58	

Segment #2 : Shelf #6 DEPTH: 22 in WIDTH: 23 in DISTANCE FROM TOP OF BASE SHELF TO BOTTOM OF SHELF: 0.00 in

POS	# FAC	UPC	NAME	CASES	CAPACI...	UNITS HIGH	DOS	MVMT	Barcode
49	1	8066095757	MODELO 12PKBT	9999999...	2.00	1.00	32.63	0.86	
50	1	1820053218	BUD LT 18PK CAN	2.00	2.00	1.00	16.37	0.85	
51	1	1820011218	BUD 18PK CAN	2.00	2.00	1.00	47.62	0.29	
52	1	71990300017	COORS LT 18PK CAN	2.00	2.00	1.00	21.47	0.65	

SKUs on Planogram: 43