



2286_2_DOOR_COLD





2286_2_DOOR_COLD





2286_2_DOOR_COLD



Printed: 7/9/2020

Traffic Flow Left-right

POG: 2286.psa


POG Size: 3'10.00

Segments 1 - 2 of 2

Page: 3



2286_2_DOOR_COLD



Printed: 7/9/2020

Traffic Flow Left-right

POG: 2286.psa



POG Size: 3'10.00

Segment: 1 of 2

Page: 4



2286_2_DOOR_COLD






SCHEMATIC BACKING REPORT




2286.psa

Planogram: 2286_2_DOOR_COLD





Segment #1 : Shelf #1 DEPTH: 22 in WIDTH: 23 in DISTANCE FROM TOP OF BASE SHELF TO BOTTOM OF SHELF: 43.50 in

POS #	FAC	UPC	NAME	CASES	CAPACI...	UNITS HIGH	DOS	MVMT	Barcode
9	1	8769200686	TRULY BERRY 12PKCN	1.00	2.00	1.00	60.61	0.23	
10	1	8769200804	TRULY TROP 12PKCN	9999999...	2.00	1.00	363.64	0.08	
11	1	85389700227	BON & VIV VR 12PK	1.00	2.00	1.00	19.15	0.73	




Segment #1 : Shelf #2 DEPTH: 22 in WIDTH: 23 in DISTANCE FROM TOP OF BASE SHELF TO BOTTOM OF SHELF: 32.50 in

POS #	FAC	UPC	NAME	CASES	CAPACI...	UNITS HIGH	DOS	MVMT	Barcode
12	1	3354400043	CORONA HARD SELTZ...	9999999...	3.00	1.00	0.00	0.00	
13	1	8200078142	SMIRNOFF SPIKED SE...	9999999...	3.00	1.00	0.00	0.00	
14	1	7199009516	BLUE MOON BELGIAN ...	9999999...	2.00	1.00	0.00	0.00	




Segment #1 : Shelf #3 DEPTH: 22 in WIDTH: 23 in DISTANCE FROM TOP OF BASE SHELF TO BOTTOM OF SHELF: 21.50 in

POS #	FAC	UPC	NAME	CASES	CAPACI...	UNITS HIGH	DOS	MVMT	Barcode
15	1	63598554890	WHT CLW SLZ 12PKCN	1.50	3.00	1.00	12.70	1.65	
16	1	63598580006	WHITE CLAW VARIET...	9999999...	3.00	1.00	0.00	0.00	
17	1	7289000020	HEINEKEN 12PK CAN	1.00	2.00	1.00	40.46	0.35	
18	1	7289000621	HEINEKEN 0.0 NA 6/12B	9999999...	3.00	1.00	0.00	0.00	

Segment #1 : Shelf #4 DEPTH: 22 in WIDTH: 23 in DISTANCE FROM TOP OF BASE SHELF TO BOTTOM OF SHELF: 0.00 in






POS #	FAC	UPC	NAME	CASES	CAPACI...	UNITS HIGH	DOS	MVMT	Barcode
19	1	78615000014	STELLA ART 12PK BT	2.00	4.00	2.00	29.11	0.96	
20	1	72890000016	HEINEKEN 12PK BTL	2.00	4.00	2.00	6.62	4.23	
21	1	8066095615	CORONA 12PK BT	2.00	4.00	2.00	11.56	2.42	

Segment #2 : Shelf #1 DEPTH: 24 in WIDTH: 85 in DISTANCE FROM TOP OF BASE SHELF TO BOTTOM OF SHELF: 68.00 in

POS #	FAC	UPC	NAME	CASES	CAPACI...	UNITS HIGH	DOS	MVMT	Barcode
1	1	8769200804	TRULY TROP 12PKCN	9999999...	2.00	1.00	363.64	0.08	
2	1	63598500004	WHITE CLAW SURGE ...	9999999...	9.00	1.00	0.00	0.00	
3	1	7289000621	HEINEKEN 0.0 NA 6/12B	9999999...	3.00	1.00	0.00	0.00	

SCHEMATIC BACKING REPORT







2286.psa

4	1	18195400004	PERONI NASTRO AZZ...	9999999...	2.00	1.00	0.00	0.00	0		0
22	1	8200078142	SMIRNOFF SPIKED SE...	9999999...	2.00	1.00	0.00	0.00	0		0
23	1	8066095721	MODELO ESPECIAL 1/...	9999999...	8.00	1.00	0.00	0.00	0		0
24	1	7199009516	BLUE MOON BELGIAN ...	9999999...	2.00	1.00	0.00	0.00	0		0
25	1	3354400043	CORONA HARD SELTZ...	9999999...	2.00	1.00	0.00	0.00	0		0
47	1	63598580006	WHITE CLAW VARIET...	9999999...	2.00	1.00	0.00	0.00	0		0

Segment #2 : Shelf #2 DEPTH: 24 in WIDTH: 85 in DISTANCE FROM TOP OF BASE SHELF TO BOTTOM OF SHELF: 56.00 in


POS	#	FAC	UPC	NAME	CASES	CAPACI...	UNITS HIGH	DOS	MVMT	Barcode	
5	1		61300874829	ANPALM SPDHH 1PK	9999999...	8.00	1.00	53.95	1.04		0
6	1		3354400013	CORNA REFSC 12PKCN	9999999...	2.00	1.00	72.92	0.19		0
7	1		2210000170	PABST 12 PACK CAN	9999999...	2.00	1.00	45.45	0.31		0
8	1		8769230050	SAM ADM SEAS 6PKBT	9999999...	3.00	1.00	39.03	0.54		0
26	1		7199030069	COORS LT 12PK BT	9999999...	2.00	1.00	36.36	0.39		0
27	1		1820000769	BUD LT 12PK BT	9999999...	2.00	1.00	28.00	0.50		0
28	1		3410057340	MILLER LITE 18PKCN	9999999...	1.00	1.00	26.02	0.27		0
29	1		3410057636	MILLER LTE 12PK CN	9999999...	2.00	1.00	21.41	0.65		0
48	1		7199000048	COORS LT 12PK CAN	9999999...	2.00	1.00	22.76	0.61		0
49	1		7199009511	BLUE MOON 6PK BT	9999999...	3.00	1.00	36.40	0.58		0
50	1		7199030017	COORS LT 18PK CAN	9999999...	1.00	1.00	20.23	0.35		0
51	1		3410001509	MIL HIGH LF 12PKBT	9999999...	2.00	1.00	30.30	0.46		0

Segment #2 : Shelf #3 DEPTH: 22 in WIDTH: 23 in DISTANCE FROM TOP OF BASE SHELF TO BOTTOM OF SHELF: 42.00 in




POS	#	FAC	UPC	NAME	CASES	CAPACI...	UNITS HIGH	DOS	MVMT	Barcode	
30	1		8066095715	MODELO ESP 12PKCN	1.00	2.00	1.00	28.00	0.50		0
31	1		63598500004	WHITE CLAW SURGE ...	9999999...	8.00	1.00	0.00	0.00		0
32	1		8066095721	MODELO ESPECIAL 1/...	9999999...	7.00	1.00	0.00	0.00		0
33	1		8066095643	CORONA EXTRA CAN	0.58	7.00	1.00	25.99	1.89		0
34	1		1820025001	BUD LIGHT	0.47	7.00	1.00	8.17	6.00		0
35	1		1820025000	BUDWEISER	0.47	7.00	1.00	9.95	4.92		0

SCHEMATIC BACKING REPORT




2286.psa

36	1	7199010071	COORS SGL CAN	0.58	7.00	1.00	14.00	3.50	0  0
----	---	------------	---------------	------	------	------	-------	------	---





Segment #2 : Shelf #4 DEPTH: 22 in WIDTH: 23 in DISTANCE FROM TOP OF BASE SHELF TO BOTTOM OF SHELF: 30.00 in

POS # FAC	UPC	NAME	CASES	CAPACI...	UNITS HIGH	DOS	MVMT	Barcode	
37	1	8066095605	CORONA 6PK BT	0.50	2.00	1.00	12.56	1.12	0  0
38	1	3354495042	CORONA PRM 12PK BT	1.00	2.00	1.00	28.00	0.50	0  0
39	1	1820020077	NATURAL LT 15PK CN	1.00	2.00	2.00	11.03	1.27	0  0

Segment #2 : Shelf #5 DEPTH: 22 in WIDTH: 23 in DISTANCE FROM TOP OF BASE SHELF TO BOTTOM OF SHELF: 19.00 in

POS # FAC	UPC	NAME	CASES	CAPACI...	UNITS HIGH	DOS	MVMT	Barcode	
40	1	8066095675	CORONA LT 12PK BT	1.00	2.00	1.00	15.17	0.92	0  0
41	1	18195400004	PERONI NASTRO AZZ... 9999999...	2.00	2.00	1.00	0.00	0.00	0  0
42	1	1820011047	BUD 12PK CAN	1.00	2.00	1.00	12.56	1.12	0  0

Segment #2 : Shelf #6 DEPTH: 22 in WIDTH: 23 in DISTANCE FROM TOP OF BASE SHELF TO BOTTOM OF SHELF: 0.00 in

POS # FAC	UPC	NAME	CASES	CAPACI...	UNITS HIGH	DOS	MVMT	Barcode	
43	1	8066095757	MODELO 12PKBT	1.00	2.00	1.00	26.02	0.54	0  0
44	1	1820053218	BUD LT 18PK CAN	2.00	2.00	1.00	11.74	1.19	0  0
45	1	1820053047	BUD LT 12PK CANS	2.00	4.00	2.00	17.34	1.62	0  0
46	1	1820011218	BUD 18PK CAN	2.00	2.00	1.00	18.21	0.77	0  0

SKUs on Planogram: 42