



1936\_2\_DOOR\_COLD



Printed: 7/9/2020

Traffic Flow Left-right

POG: 1936.psa

POG Size: 3'8.00

Segments 1 - 2 of 2

Page: 1



1936\_2\_DOOR\_COLD







1936\_2\_DOOR\_COLD



|                     |
|---------------------|
| POG Size: 3'8.00    |
| Segments 1 - 2 of 2 |
| Page: 3             |




# 1936\_2\_DOOR\_COLD





1936\_2\_DOOR\_COLD



Printed: 7/9/2020

Traffic Flow Left-right

POG: 1936.psa

POG Size: 3'8.00

Segment: 2 of 2

Page: 5

**SCHEMATIC BACKING REPORT**

1936.psa

**Planogram: 1936\_2\_DOOR\_COLD**

Segment #1 : Shelf #1      DEPTH: 23 in    WIDTH: 22 in    DISTANCE FROM TOP OF BASE SHELF TO BOTTOM OF SHELF: 44.50 in

| POS # | FAC | UPC         | NAME                  | CASES      | CAPACI... | UNITS HIGH | DOS    | MVMT | Barcode |
|-------|-----|-------------|-----------------------|------------|-----------|------------|--------|------|---------|
| 9     | 1   | 63598500004 | WHITE CLAW SURGE ...  | 9999999... | 8.00      | 1.00       | 0.00   | 0.00 |         |
| 10    | 1   | 8769200970  | TRULY PINEAPPLE       | 9999999... | 7.00      | 1.00       | 303.47 | 0.35 |         |
| 11    | 1   | 7289000119  | HEINEKEN SGL CN       | 0.58       | 7.00      | 1.00       | 28.10  | 1.74 |         |
| 12    | 1   | 8066095721  | MODELO ESPECIAL 1/... | 9999999... | 8.00      | 1.00       | 0.00   | 0.00 |         |
| 13    | 1   | 1820025001  | BUD LIGHT             | 0.53       | 8.00      | 1.00       | 41.00  | 1.37 |         |
| 14    | 1   | 7199010071  | COORS SGL CAN         | 0.67       | 8.00      | 1.00       | 15.03  | 3.73 |         |
| 15    | 1   | 1820025008  | NATURAL ICE           | 0.67       | 8.00      | 1.00       | 14.61  | 3.83 |         |

Segment #1 : Shelf #2      DEPTH: 23 in    WIDTH: 22 in    DISTANCE FROM TOP OF BASE SHELF TO BOTTOM OF SHELF: 31.80 in

| POS # | FAC | UPC         | NAME                   | CASES      | CAPACI... | UNITS HIGH | DOS  | MVMT | Barcode |
|-------|-----|-------------|------------------------|------------|-----------|------------|------|------|---------|
| 16    | 1   | 8200078142  | SMIRNOFF SPIKED SE...  | 9999999... | 3.00      | 1.00       | 0.00 | 0.00 |         |
| 17    | 1   | 7199009516  | BLUE MOON BELGIAN ...  | 9999999... | 2.00      | 1.00       | 0.00 | 0.00 |         |
| 18    | 1   | 72383000009 | LAGUNITAS INDIA PAL... | 0.50       | 2.00      | 1.00       | 0.00 | 0.00 |         |

Segment #1 : Shelf #3      DEPTH: 23 in    WIDTH: 22 in    DISTANCE FROM TOP OF BASE SHELF TO BOTTOM OF SHELF: 0.00 in







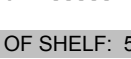
| POS # | FAC | UPC         | NAME               | CASES | CAPACI... | UNITS HIGH | DOS    | MVMT  | Barcode |
|-------|-----|-------------|--------------------|-------|-----------|------------|--------|-------|---------|
| 19    | 1   | 63598554890 | WHT CLW SLZ 12PKCN | 4.50  | 9.00      | 3.00       | 77.97  | 0.81  |         |
| 20    | 1   | 8769200686  | TRULY BERRY 12PKCN | 4.50  | 9.00      | 3.00       | 204.55 | 0.31  |         |
| 21    | 1   | 7289000016  | HEINEKEN 12PK BTL  | 3.00  | 6.00      | 3.00       | 1.97   | 21.31 |         |

Segment #2 : Shelf #1      DEPTH: 24 in    WIDTH: 80 in    DISTANCE FROM TOP OF BASE SHELF TO BOTTOM OF SHELF: 70.00 in












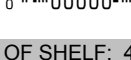

| POS # | FAC | UPC         | NAME                  | CASES      | CAPACI... | UNITS HIGH | DOS  | MVMT | Barcode |
|-------|-----|-------------|-----------------------|------------|-----------|------------|------|------|---------|
| 1     | 1   | 8200078142  | SMIRNOFF SPIKED SE... | 9999999... | 2.00      | 1.00       | 0.00 | 0.00 |         |
| 2     | 1   | 63598500004 | WHITE CLAW SURGE ...  | 9999999... | 9.00      | 1.00       | 0.00 | 0.00 |         |
| 3     | 1   | 7289000621  | HEINEKEN 0.0 NA 6/12B | 9999999... | 4.00      | 1.00       | 0.00 | 0.00 |         |
| 4     | 1   | 8382012360  | GUINNESS DRAUGHT ...  | 9999999... | 4.00      | 1.00       | 0.00 | 0.00 |         |
| 22    | 1   | 8066095785  | MODELO NEGRA 6/12B    | 9999999... | 4.00      | 1.00       | 0.00 | 0.00 |         |

## SCHEMATIC BACKING REPORT




1936.psa

|    |   |             |                         |            |      |      |        |      |   |   |   |
|----|---|-------------|-------------------------|------------|------|------|--------|------|---|---|---|
| 23 | 1 | 72383000009 | LAGUNITAS INDIA PAL...  | 1.00       | 4.00 | 1.00 | 0.00   | 0.00 | 0 |  | 0 |
| 24 | 1 | 8066095721  | MODELO ESPECIAL 1/...   | 9999999... | 8.00 | 1.00 | 0.00   | 0.00 | 0 |  | 0 |
| 42 | 1 | 7199009516  | BLUE MOON BELGIAN ...   | 9999999... | 3.00 | 1.00 | 0.00   | 0.00 | 0 |  | 0 |
| 43 | 1 | 8066095765  | MODELO ESPECIAL 6/...   | 9999999... | 4.00 | 1.00 | 0.00   | 0.00 | 0 |  | 0 |
| 44 | 1 | 8066095625  | CORONA LIGHT 6/12B      | 9999999... | 4.00 | 1.00 | 0.00   | 0.00 | 0 |  | 0 |
| 45 | 1 | 3692011132  | GOOSE ISLAND IPA 6/1... | 9999999... | 4.00 | 1.00 | 0.00   | 0.00 | 0 |  | 0 |
| 46 | 1 | 8769200970  | TRULY PINEAPPLE         | 9999999... | 8.00 | 1.00 | 303.47 | 0.35 | 0 |  | 0 |

Segment #2 : Shelf #2 DEPTH: 24 in WIDTH: 80 in DISTANCE FROM TOP OF BASE SHELF TO BOTTOM OF SHELF: 58.00 in


| POS | # FAC | UPC         | NAME               | CASES      | CAPACI... | UNITS HIGH | DOS    | MVMT | Barcode   |
|-----|-------|-------------|--------------------|------------|-----------|------------|--------|------|---|
| 5   | 1     | 85389700227 | BON & VIV VR 12PK  | 9999999... | 2.00      | 1.00       | 60.61  | 0.23 |    |
| 6   | 1     | 61300874829 | ANPALM SPDHH 1PK   | 9999999... | 8.00      | 1.00       | 38.30  | 1.46 |    |
| 7   | 1     | 1820011047  | BUD 12PK CAN       | 9999999... | 2.00      | 1.00       | 30.04  | 0.47 |    |
| 8   | 1     | 1820053047  | BUD LT 12PK CANS   | 9999999... | 2.00      | 1.00       | 16.99  | 0.82 |   |
| 25  | 1     | 3410001509  | MIL HIGH LF 12PKBT | 9999999... | 2.00      | 1.00       | 71.79  | 0.20 |  |
| 26  | 1     | 3410057636  | MILLER LTE 12PK CN | 9999999... | 2.00      | 1.00       | 112.90 | 0.12 |  |
| 27  | 1     | 7199000048  | COORS LT 12PK CAN  | 9999999... | 2.00      | 1.00       | 21.88  | 0.64 |  |
| 28  | 1     | 8066095675  | CORONA LT 12PK BT  | 9999999... | 2.00      | 1.00       | 90.91  | 0.15 |  |
| 47  | 1     | 7199009511  | BLUE MOON 6PK BT   | 9999999... | 3.00      | 1.00       | 36.14  | 0.58 |  |
| 48  | 1     | 7199030065  | COORS LT SGL CAN   | 9999999... | 8.00      | 1.00       | 50.22  | 1.12 |  |
| 49  | 1     | 7231123021  | SOL 12PKBT         | 9999999... | 2.00      | 1.00       | 233.33 | 0.06 |  |
| 50  | 1     | 8066095605  | CORONA 6PK BT      | 9999999... | 3.00      | 1.00       | 41.34  | 0.51 |  |
| 51  | 1     | 8066095643  | CORONA EXTRA CAN   | 9999999... | 8.00      | 1.00       | 155.12 | 0.36 |  |
| 52  | 1     | 1820011218  | BUD 18PK CAN       | 9999999... | 1.00      | 1.00       | 63.64  | 0.11 |  |

Segment #2 : Shelf #3 DEPTH: 23 in WIDTH: 22 in DISTANCE FROM TOP OF BASE SHELF TO BOTTOM OF SHELF: 44.50 in




| POS | # FAC | UPC        | NAME                  | CASES      | CAPACI... | UNITS HIGH | DOS  | MVMT | Barcode   |
|-----|-------|------------|-----------------------|------------|-----------|------------|------|------|---|
| 29  | 1     | 7289000011 | HEINEKEN 6 PK BT      | 0.75       | 3.00      | 1.00       | 9.58 | 2.19 |  |
| 30  | 1     | 7289000621 | HEINEKEN 0.0 NA 6/12B | 9999999... | 3.00      | 1.00       | 0.00 | 0.00 |  |
| 31  | 1     | 8382012360 | GUINNESS DRAUGHT ...  | 9999999... | 4.00      | 1.00       | 0.00 | 0.00 |  |

## SCHEMATIC BACKING REPORT




1936.psa

|    |   |            |                    |            |      |      |      |      |   |
|----|---|------------|--------------------|------------|------|------|------|------|---|
| 32 | 1 | 8066095785 | MODELO NEGRA 6/12B | 9999999... | 2.00 | 1.00 | 0.00 | 0.00 | 0  0 |
|----|---|------------|--------------------|------------|------|------|------|------|---|




Segment #2 : Shelf #4      DEPTH: 23 in    WIDTH: 22 in    DISTANCE FROM TOP OF BASE SHELF TO BOTTOM OF SHELF: 32.70 in

| POS # FAC | UPC | NAME       | CASES                   | CAPACI...  | UNITS HIGH | DOS  | MVMT  | Barcode |   |
|-----------|-----|------------|-------------------------|------------|------------|------|-------|---------|---|
| 33        | 1   | 3692011132 | GOOSE ISLAND IPA 6/1... | 9999999... | 3.00       | 1.00 | 0.00  | 0.00    | 0  0 |
| 34        | 1   | 1820053218 | BUD LT 18PK CAN         | 2.00       | 2.00       | 2.00 | 24.56 | 0.57    | 0  0 |
| 35        | 1   | 7199030017 | COORS LT 18PK CAN       | 2.00       | 2.00       | 2.00 | 21.47 | 0.65    | 0  0 |

Segment #2 : Shelf #5      DEPTH: 23 in    WIDTH: 22 in    DISTANCE FROM TOP OF BASE SHELF TO BOTTOM OF SHELF: 21.80 in

| POS # FAC | UPC | NAME       | CASES                 | CAPACI...  | UNITS HIGH | DOS  | MVMT  | Barcode |   |
|-----------|-----|------------|-----------------------|------------|------------|------|-------|---------|---|
| 36        | 1   | 8066095625 | CORONA LIGHT 6/12B    | 9999999... | 4.00       | 1.00 | 0.00  | 0.00    | 0  0 |
| 37        | 1   | 3354495042 | CORONA PRM 12PK BT    | 1.00       | 2.00       | 1.00 | 28.28 | 0.50    | 0  0 |
| 38        | 1   | 8066095765 | MODELO ESPECIAL 6/... | 9999999... | 2.00       | 1.00 | 0.00  | 0.00    | 0  0 |

Segment #2 : Shelf #6      DEPTH: 23 in    WIDTH: 22 in    DISTANCE FROM TOP OF BASE SHELF TO BOTTOM OF SHELF: 0.00 in

| POS # FAC | UPC | NAME        | CASES             | CAPACI... | UNITS HIGH | DOS  | MVMT  | Barcode |   |
|-----------|-----|-------------|-------------------|-----------|------------|------|-------|---------|---|
| 39        | 1   | 78615000014 | STELLAART 12PK BT | 2.00      | 4.00       | 2.00 | 41.54 | 0.67    | 0  0 |
| 40        | 1   | 8066095615  | CORONA 12PK BT    | 2.00      | 4.00       | 2.00 | 25.25 | 1.11    | 0  0 |
| 41        | 1   | 8066095715  | MODELO ESP 12PKCN | 2.00      | 4.00       | 2.00 | 66.04 | 0.42    | 0  0 |

SKUs on Planogram: 40