






2836_1_DOOR_COLD





2836_1_DOOR_COLD





2836_1_DOOR_COLD



Printed: 7/9/2020

Traffic Flow Left-right

POG: 2836.psa

POG Size: 1'10.00

Segment: 1 of 1

Page: 3



2836_1_DOOR_COLD



Printed: 7/9/2020

Traffic Flow Left-right

POG: 2836.psa

POG Size: 1'10.00

Segment: 1 of 1








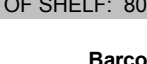
Page: 4

SCHEMATIC BACKING REPORT







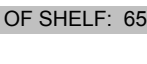
2836.psa

Planogram: 2836_1_DOOR_COLD




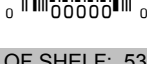
Segment #0 : Shelf #1 DEPTH: 24 in WIDTH: 50 in DISTANCE FROM TOP OF BASE SHELF TO BOTTOM OF SHELF: 92.00 in

POS #	FAC	UPC	NAME	CASES	CAPACI...	UNITS HIGH	DOS	MVMT	Barcode
1	1	63598580006	WHITE CLAW VARIET...	9999999...	2.00	1.00	0.00	0.00	
2	1	3354400043	CORONA HARD SELTZ...	9999999...	2.00	1.00	0.00	0.00	
3	1	8066095605	CORONA EXTRA 6/12B	9999999...	3.00	1.00	0.00	0.00	
23	1	85389700227	SPIKED SELTZER VARI...	9999999...	2.00	1.00	0.00	0.00	
24	1	86907100027	MONTAUK WAVE CHA...	9999999...	6.00	2.00	0.00	0.00	
25	1	1820020208	BL SELTZER 12PKCN	9999999...	2.00	1.00	368.42	0.04	
26	1	3354495041	CORONA PRM 6PK BT	9999999...	3.00	1.00	68.18	0.31	
27	1	8200078142	SMIRNOFF SPIKED SE...	1.00	2.00	1.00	0.00	0.00	

Segment #0 : Shelf #2 DEPTH: 24 in WIDTH: 50 in DISTANCE FROM TOP OF BASE SHELF TO BOTTOM OF SHELF: 80.00 in

POS #	FAC	UPC	NAME	CASES	CAPACI...	UNITS HIGH	DOS	MVMT	Barcode
4	1	75452700022	NEW BGM FTAM 6PKBT	9999999...	3.00	1.00	27.31	0.77	
5	1	1820000771	BUD 12PK BT	9999999...	2.00	1.00	90.91	0.15	
6	1	8066095621	CORONA LT CAN 12PK	9999999...	2.00	1.00	181.82	0.08	
7	1	3410057340	MILLER LITE 18/12C	9999999...	1.00	1.00	0.00	0.00	
28	1	7199009511	BLUE MOON 6PK BT	9999999...	3.00	1.00	36.40	0.58	
29	1	3410001509	MILLER HIGH LIFE 12/1...	9999999...	2.00	1.00	0.00	0.00	
30	1	3410057636	MILLER LTE 12PK CN	9999999...	2.00	1.00	121.74	0.12	

Segment #1 : Shelf #1 DEPTH: 24 in WIDTH: 22 in DISTANCE FROM TOP OF BASE SHELF TO BOTTOM OF SHELF: 65.00 in




POS #	FAC	UPC	NAME	CASES	CAPACI...	UNITS HIGH	DOS	MVMT	Barcode
8	1	3354400043	CORONA HARD SELTZ...	9999999...	2.00	1.00	0.00	0.00	
9	1	8066095715	MODELO ESP 12PKCN	1.00	2.00	1.00	5.78	2.42	
10	1	1820053047	BUD LT 12PK CANS	1.00	2.00	1.00	9.58	1.46	
11	1	1820011047	BUD 12PK CAN	1.00	2.00	1.00	9.10	1.54	

Segment #1 : Shelf #2 DEPTH: 24 in WIDTH: 22 in DISTANCE FROM TOP OF BASE SHELF TO BOTTOM OF SHELF: 53.00 in




POS #	FAC	UPC	NAME	CASES	CAPACI...	UNITS HIGH	DOS	MVMT	Barcode
-------	-----	-----	------	-------	-----------	------------	-----	------	---------

SCHEMATIC BACKING REPORT




2836.psa

12	1	63598554890	WHT CLW SLZ 12PKCN	1.50	3.00	1.00	30.35	0.69	
13	1	8066095695	CORONA 12PK CAN	1.50	3.00	1.00	14.76	1.42	
14	1	8066095757	MODELO 12PKBT	1.00	2.00	1.00	16.55	0.85	



Segment #1 : Shelf #3 DEPTH: 24 in WIDTH: 22 in DISTANCE FROM TOP OF BASE SHELF TO BOTTOM OF SHELF: 41.00 in

POS #	FAC	UPC	NAME	CASES	CAPACI...	UNITS HIGH	DOS	MVMT	Barcode
15	1	3354400013	CORNA REFSC 12PKCN	1.50	3.00	1.00	18.20	1.15	
16	1	78615000014	STELLAART 12PK BT	1.00	2.00	1.00	10.11	1.39	
17	1	3354495042	CORONA PRM 12PK BT	1.00	2.00	1.00	12.56	1.12	

Segment #1 : Shelf #4 DEPTH: 24 in WIDTH: 22 in DISTANCE FROM TOP OF BASE SHELF TO BOTTOM OF SHELF: 21.00 in

POS #	FAC	UPC	NAME	CASES	CAPACI...	UNITS HIGH	DOS	MVMT	Barcode
18	1	7289000016	HEINEKEN 12PK BTL	3.00	6.00	2.00	5.81	7.23	
19	1	7289000020	HEINEKEN 12PK CAN	2.00	4.00	2.00	11.03	2.54	
20	1	7199000048	COORS LT 12PK CAN	2.00	4.00	2.00	12.55	2.23	

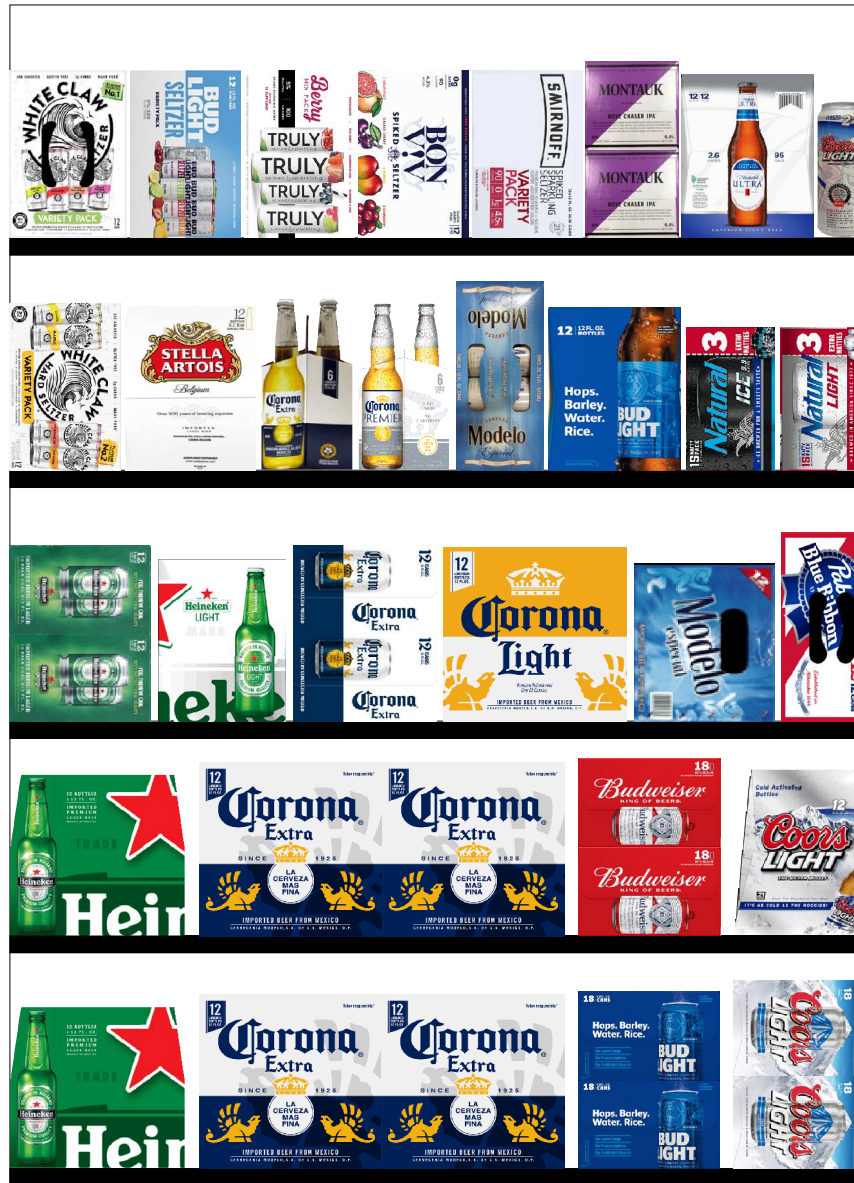
Segment #1 : Shelf #5 DEPTH: 24 in WIDTH: 22 in DISTANCE FROM TOP OF BASE SHELF TO BOTTOM OF SHELF: 0.00 in

POS #	FAC	UPC	NAME	CASES	CAPACI...	UNITS HIGH	DOS	MVMT	Barcode
21	1	8066095615	CORONA 12PK BT	3.00	6.00	2.00	2.95	14.23	
22	1	8066095675	CORONA LT 12PK BT	3.00	6.00	2.00	19.86	2.12	

SKUs on Planogram: 29



2836_4 ft_OPEN_WARM



Printed: 7/9/2020

Traffic Flow Left-right

POG: 2836.psa

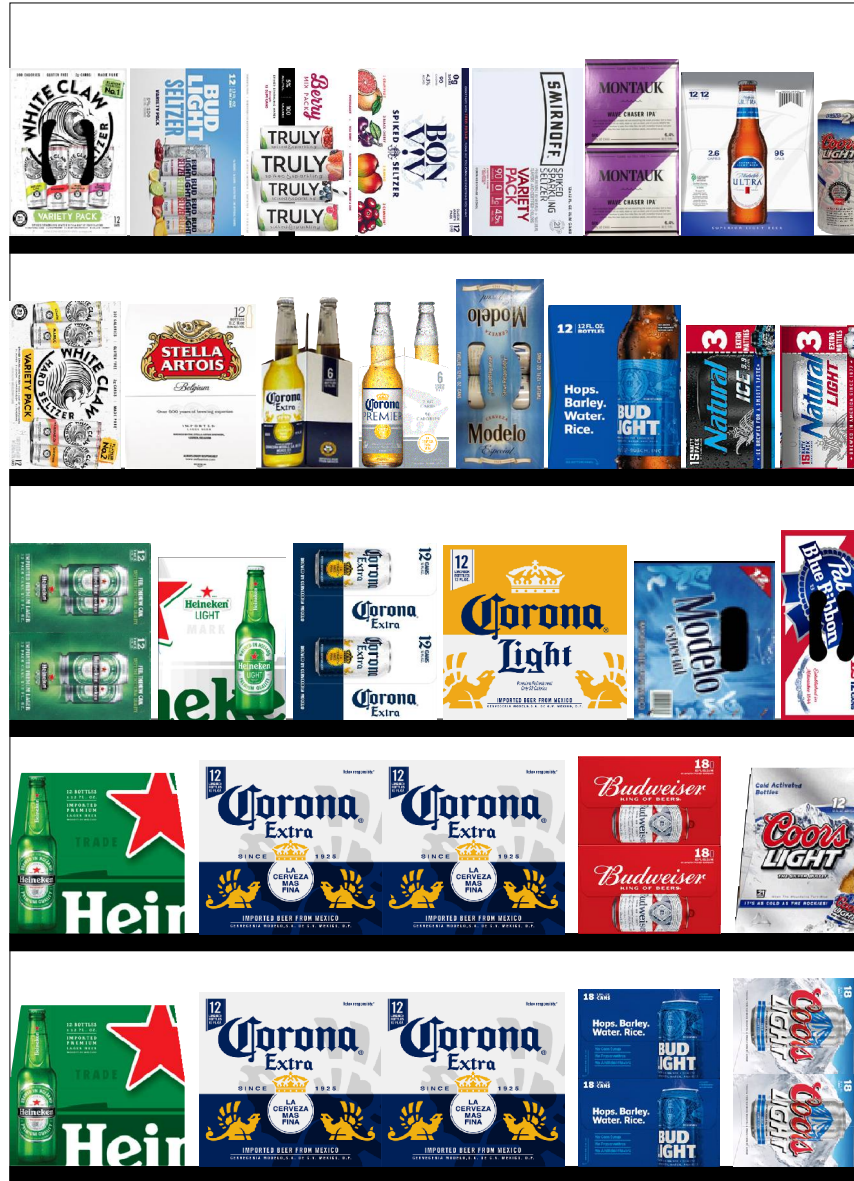
POG Size: 4'0.00

Segment: 1 of 1

Page: 1



2836_4 ft_OPEN_WARM



Printed: 7/9/2020

Traffic Flow Left-right

POG: 2836.psa


POG Size: 4'0.00

Segment: 1 of 1

Page: 2



2836_4 ft_OPEN_WARM



Printed: 7/9/2020

Traffic Flow Left-right

POG: 2836.psa

POG Size: 4'0.00

Segment: 1 of 1

Page: 3



2836_4 ft_OPEN_WARM








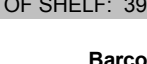


SCHEMATIC BACKING REPORT








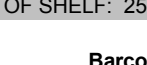
2836.psa

Planogram: 2836_4 ft_OPEN_WARM






Segment #1 : Shelf #1 DEPTH: 20 in WIDTH: 48 in DISTANCE FROM TOP OF BASE SHELF TO BOTTOM OF SHELF: 52.00 in

POS #	FAC	UPC	NAME	CASES	CAPACI...	UNITS HIGH	DOS	MVMT	Barcode
1	1	63598554890	WHT CLW SLZ 12PKCN	1.50	3.00	1.00	30.35	0.69	
2	1	1820020208	BL SELTZER 12PKCN	9999999...	3.00	1.00	552.63	0.04	
3	1	8769200686	TRULY BERRY 12PKCN	1.50	3.00	1.00	90.91	0.23	
4	1	85389700227	SPIKED SELTZER VARI...	9999999...	3.00	1.00	0.00	0.00	
5	1	8200078142	SMIRNOFF SPIKED SE...	1.50	3.00	1.00	0.00	0.00	
6	1	86907100027	MONTAUK WAVE CHA...	9999999...	4.00	2.00	0.00	0.00	
7	1	1820005990	MICH ULTRA 12PKBT	1.00	2.00	1.00	33.10	0.42	
8	1	7199030120	COORS LT 3PK	0.50	2.00	1.00	24.26	0.58	

Segment #1 : Shelf #2 DEPTH: 20 in WIDTH: 48 in DISTANCE FROM TOP OF BASE SHELF TO BOTTOM OF SHELF: 39.00 in


POS #	FAC	UPC	NAME	CASES	CAPACI...	UNITS HIGH	DOS	MVMT	Barcode
9	1	63598580006	WHITE CLAW VARIET...	9999999...	3.00	1.00	0.00	0.00	
10	1	78615000014	STELLA ART 12PK BT	1.00	2.00	1.00	10.11	1.39	
11	1	8066095605	CORONA EXTRA 6/12B	9999999...	2.00	1.00	0.00	0.00	
12	1	3354495041	CORONA PRM 6PK BT	9999999...	2.00	1.00	45.45	0.31	
13	1	8066095715	MODELO ESP 12PKCN	1.00	2.00	1.00	5.78	2.42	
14	1	1820000769	BUD LT 12PK BT	1.00	2.00	1.00	90.91	0.15	
15	1	1820028443	NATURAL ICE 15PKCN	0.50	1.00	1.00	20.23	0.35	
16	1	1820020077	NATURAL LT 15PK CN	0.50	1.00	1.00	13.01	0.54	

Segment #1 : Shelf #3 DEPTH: 20 in WIDTH: 48 in DISTANCE FROM TOP OF BASE SHELF TO BOTTOM OF SHELF: 25.00 in





POS #	FAC	UPC	NAME	CASES	CAPACI...	UNITS HIGH	DOS	MVMT	Barcode
17	1	7289000020	HEINEKEN 12PK CAN	1.00	2.00	2.00	5.52	2.54	
18	1	7289000159	HEINEKEN LT 12PK	1.00	2.00	1.00	24.26	0.58	
19	1	8066095695	CORONA 12PK CAN	1.00	2.00	2.00	9.84	1.42	
20	1	8066095675	CORONA LT 12PK BT	1.00	2.00	1.00	6.62	2.12	
21	1	8066095757	MODELO 12PKBT	0.50	1.00	1.00	8.27	0.85	

SCHEMATIC BACKING REPORT





2836.psa

22	1	2210000170	PABST 12 PACK CAN	1.00	2.00	1.00	36.36	0.39	
----	---	------------	-------------------	------	------	------	-------	------	---

Segment #1 : Shelf #4 DEPTH: 20 in WIDTH: 48 in DISTANCE FROM TOP OF BASE SHELF TO BOTTOM OF SHELF: 13.00 in

POS	# FAC	UPC	NAME	CASES	CAPACI...	UNITS HIGH	DOS	MVMT	Barcode
23	1	7289000016	HEINEKEN 12PK BTL	1.00	2.00	1.00	3.87	7.23	
24	2	8066095615	CORONA 12PK BT	2.00	4.00	1.00	3.94	14.23	
25	1	1820011218	BUD 18PK CAN	2.00	2.00	2.00	22.76	0.61	
26	1	7199030069	COORS LT 12PK BT	1.00	2.00	1.00	90.91	0.15	

Segment #1 : Shelf #5 DEPTH: 20 in WIDTH: 48 in DISTANCE FROM TOP OF BASE SHELF TO BOTTOM OF SHELF: 0.00 in

POS	# FAC	UPC	NAME	CASES	CAPACI...	UNITS HIGH	DOS	MVMT	Barcode
27	1	7289000016	HEINEKEN 12PK BTL	1.00	2.00	1.00	3.87	7.23	
28	2	8066095615	CORONA 12PK BT	2.00	4.00	1.00	3.94	14.23	
29	1	1820053218	BUD LT 18PK CAN	2.00	2.00	2.00	30.30	0.46	
30	1	7199030017	COORS LT 18PK CAN	2.00	2.00	2.00	33.10	0.42	

SKUs on Planogram: 28