




332\_2\_DOOR\_COLD





332\_2\_DOOR\_COLD



Printed: 7/9/2020


Traffic Flow Left-right

POG: 332.psa

|                     |
|---------------------|
| POG Size: 3'10.00   |
| Segments 1 - 2 of 2 |
| Page: 2             |




332\_2\_DOOR\_COLD





# 332\_2\_DOOR\_COLD



Printed: 7/9/2020

Traffic Flow Left-right

POG: 332.psa


POG Size: 3'10.00

Segment: 1 of 2

Page: 4



# 332\_2\_DOOR\_COLD



Printed: 7/9/2020

Traffic Flow Left-right

POG: 332.psa

POG Size: 3'10.00

Segment: 2 of 2

Page: 5

**SCHEMATIC BACKING REPORT**

332.psa

**Planogram: 332\_2\_DOOR\_COLD**

Segment #1 : Shelf #1      DEPTH: 22 in    WIDTH: 23 in    DISTANCE FROM TOP OF BASE SHELF TO BOTTOM OF SHELF: 43.00 in

| POS # | FAC | UPC        | NAME               | CASES      | CAPACI... | UNITS HIGH | DOS    | MVMT | Barcode |
|-------|-----|------------|--------------------|------------|-----------|------------|--------|------|---------|
| 18    | 1   | 8769200686 | TRULY BERRY 12PKCN | 9999999... | 2.00      | 1.00       | 45.45  | 0.31 |         |
| 19    | 1   | 8769200804 | TRULY TROP 12PKCN  | 9999999... | 2.00      | 1.00       | 454.55 | 0.08 |         |
| 20    | 1   | 3354400013 | CORNA REFSC 12PKCN | 1.00       | 2.00      | 1.00       | 30.30  | 0.46 |         |

Segment #1 : Shelf #2      DEPTH: 22 in    WIDTH: 23 in    DISTANCE FROM TOP OF BASE SHELF TO BOTTOM OF SHELF: 32.00 in

| POS # | FAC | UPC         | NAME                  | CASES      | CAPACI... | UNITS HIGH | DOS   | MVMT | Barcode |
|-------|-----|-------------|-----------------------|------------|-----------|------------|-------|------|---------|
| 21    | 1   | 7199009516  | BLUE MOON BELGIAN ... | 9999999... | 2.00      | 1.00       | 0.00  | 0.00 |         |
| 22    | 1   | 86907100027 | MTK WAVE CHSR 6PKC    | 9999999... | 4.00      | 1.00       | 91.06 | 0.61 |         |
| 23    | 1   | 86907100026 | MTK 2NDSSNL 6PK CN    | 9999999... | 4.00      | 1.00       | 99.29 | 0.85 |         |
| 24    | 1   | 7289000011  | HEINEKEN 6 PK BT      | 0.75       | 3.00      | 1.00       | 19.50 | 1.08 |         |

Segment #1 : Shelf #3      DEPTH: 22 in    WIDTH: 23 in    DISTANCE FROM TOP OF BASE SHELF TO BOTTOM OF SHELF: 21.00 in

| POS # | FAC | UPC         | NAME                   | CASES      | CAPACI... | UNITS HIGH | DOS   | MVMT | Barcode |
|-------|-----|-------------|------------------------|------------|-----------|------------|-------|------|---------|
| 25    | 1   | 3354400043  | CORONA HARD SELTZ...   | 0.25       | 3.00      | 1.00       | 0.00  | 0.00 |         |
| 26    | 1   | 78615000014 | STELLA ART 12PK BT     | 1.00       | 2.00      | 1.00       | 15.17 | 0.92 |         |
| 27    | 1   | 3354495053  | CORONA FAMILIAR 12/... | 9999999... | 2.00      | 1.00       | 0.00  | 0.00 |         |

Segment #1 : Shelf #4      DEPTH: 22 in    WIDTH: 23 in    DISTANCE FROM TOP OF BASE SHELF TO BOTTOM OF SHELF: 0.00 in

| POS # | FAC | UPC         | NAME               | CASES | CAPACI... | UNITS HIGH | DOS   | MVMT | Barcode |
|-------|-----|-------------|--------------------|-------|-----------|------------|-------|------|---------|
| 28    | 1   | 63598554890 | WHT CLW SLZ 12PKCN | 4.00  | 8.00      | 2.00       | 40.43 | 1.39 |         |
| 29    | 1   | 7289000016  | HEINEKEN 12PK BTL  | 2.00  | 4.00      | 2.00       | 6.02  | 4.65 |         |
| 30    | 1   | 8066095615  | CORONA 12PK BT     | 2.00  | 4.00      | 2.00       | 4.02  | 6.96 |         |

Segment #2 : Shelf #1      DEPTH: 24 in    WIDTH: 80 in    DISTANCE FROM TOP OF BASE SHELF TO BOTTOM OF SHELF: 67.00 in













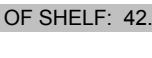
| POS # | FAC | UPC         | NAME                 | CASES      | CAPACI... | UNITS HIGH | DOS   | MVMT | Barcode |
|-------|-----|-------------|----------------------|------------|-----------|------------|-------|------|---------|
| 1     | 1   | 3354400043  | CORONA HARD SELTZ... | 0.25       | 3.00      | 1.00       | 0.00  | 0.00 |         |
| 10    | 1   | 86907100026 | MTK 2NDSSNL 6PK CN   | 9999999... | 8.00      | 2.00       | 99.29 | 0.85 |         |
| 11    | 1   | 86907100027 | MTK WAVE CHSR 6PKC   | 9999999... | 4.00      | 1.00       | 91.06 | 0.61 |         |

**SCHEMATIC BACKING REPORT**





332.psa

|    |   |             |                            |            |      |      |        |      |   |
|----|---|-------------|----------------------------|------------|------|------|--------|------|---|
| 12 | 1 | 8248812300  | BECKS 12/12B               | 9999999... | 3.00 | 1.00 | 0.00   | 0.00 |  |
| 31 | 1 | 8769200804  | TRULY TROP 12PKCN          | 9999999... | 3.00 | 1.00 | 454.55 | 0.08 |  |
| 32 | 1 | 7199009516  | BLUE MOON BELGIAN ...      | 9999999... | 3.00 | 1.00 | 0.00   | 0.00 |  |
| 2  | 1 | 18195400002 | PERONI NASTRO AZZ...       | 9999999... | 4.00 | 1.00 | 0.00   | 0.00 |  |
| 3  | 1 | 3354495053  | CORONA FAMILIAR 12/...     | 9999999... | 3.00 | 1.00 | 0.00   | 0.00 |  |
| 4  | 1 | 8066095721  | MODELO ESPECIAL 1/...      | 9999999... | 8.00 | 1.00 | 0.00   | 0.00 |  |
| 5  | 1 | 63598500004 | White Claw Surge Single... | 9999999... | 9.00 | 1.00 | 0.00   | 0.00 |  |

Segment #2 : Shelf #2 DEPTH: 24 in WIDTH: 80 in DISTANCE FROM TOP OF BASE SHELF TO BOTTOM OF SHELF: 55.00 in




| POS | # FAC | UPC         | NAME               | CASES      | CAPACI... | UNITS HIGH | DOS   | MVMT | Barcode   |
|-----|-------|-------------|--------------------|------------|-----------|------------|-------|------|---|
| 6   | 1     | 86273700006 | MTK SSNL 6PK CN    | 9999999... | 6.00      | 2.00       | 72.79 | 0.58 |    |
| 7   | 1     | 3410057340  | MILLER LITE 18PKCN | 9999999... | 1.00      | 1.00       | 18.18 | 0.39 |    |
| 13  | 1     | 3354495042  | CORONA PRM 12PK BT | 9999999... | 2.00      | 1.00       | 60.61 | 0.23 |    |
| 14  | 1     | 2210000170  | PABST 12 PACK CAN  | 9999999... | 2.00      | 1.00       | 72.92 | 0.19 |   |
| 15  | 1     | 1820053047  | BUD LT 12PK CANS   | 9999999... | 2.00      | 1.00       | 10.70 | 1.31 |  |
| 16  | 1     | 61300874829 | ANPALM SPDHH 1PK   | 9999999... | 8.00      | 1.00       | 24.26 | 2.31 |  |
| 17  | 1     | 1820000769  | BUD LT 12PK BT     | 9999999... | 2.00      | 1.00       | 60.61 | 0.23 |  |
| 33  | 1     | 7199000048  | COORS LT 12PK CAN  | 9999999... | 2.00      | 1.00       | 16.55 | 0.85 |  |
| 34  | 1     | 7199009511  | BLUE MOON 6PK BT   | 9999999... | 3.00      | 1.00       | 25.99 | 0.81 |  |
| 35  | 1     | 8066095605  | CORONA 6PK BT      | 9999999... | 3.00      | 1.00       | 36.40 | 0.58 |  |
| 36  | 1     | 7199010071  | COORS SGL CAN      | 9999999... | 8.00      | 1.00       | 11.84 | 4.73 |  |
| 8   | 1     | 7199030069  | COORS LT 12PK BT   | 9999999... | 2.00      | 1.00       | 52.04 | 0.27 |  |
| 9   | 1     | 3410057636  | MILLER LTE 12PK CN | 9999999... | 2.00      | 1.00       | 36.36 | 0.39 |  |

Segment #2 : Shelf #3 DEPTH: 22 in WIDTH: 23 in DISTANCE FROM TOP OF BASE SHELF TO BOTTOM OF SHELF: 42.00 in




| POS | # FAC | UPC         | NAME                       | CASES      | CAPACI... | UNITS HIGH | DOS   | MVMT | Barcode   |
|-----|-------|-------------|----------------------------|------------|-----------|------------|-------|------|---|
| 37  | 1     | 7289000020  | HEINEKEN 12PK CAN          | 1.00       | 2.00      | 1.00       | 5.28  | 2.65 |  |
| 38  | 1     | 63598500004 | White Claw Surge Single... | 9999999... | 8.00      | 1.00       | 0.00  | 0.00 |  |
| 39  | 1     | 7289000119  | HEINEKEN SGL CN            | 0.58       | 7.00      | 1.00       | 13.70 | 3.58 |  |
| 40  | 1     | 8066095643  | CORONA EXTRA CAN           | 0.58       | 7.00      | 1.00       | 14.81 | 3.31 |  |

**SCHEMATIC BACKING REPORT**




332.psa

|    |   |            |                       |            |      |      |       |      |   |
|----|---|------------|-----------------------|------------|------|------|-------|------|---|
| 41 | 1 | 8066095721 | MODELO ESPECIAL 1/... | 9999999... | 7.00 | 1.00 | 0.00  | 0.00 |  |
| 42 | 1 | 1820025000 | BUDWEISER             | 0.47       | 7.00 | 1.00 | 8.01  | 6.12 |  |
| 43 | 1 | 7199030065 | COORS LT SGL CAN      | 0.58       | 7.00 | 1.00 | 17.22 | 2.85 |  |




Segment #2 : Shelf #4      DEPTH: 22 in    WIDTH: 23 in    DISTANCE FROM TOP OF BASE SHELF TO BOTTOM OF SHELF: 30.50 in

| POS # FAC | UPC | NAME        | CASES                | CAPACI...  | UNITS HIGH | DOS  | MVMT | Barcode |   |
|-----------|-----|-------------|----------------------|------------|------------|------|------|---------|---|
| 44        | 1   | 18195400002 | PERONI NASTRO AZZ... | 9999999... | 3.00       | 1.00 | 0.00 | 0.00    |  |
| 45        | 1   | 8248812300  | BECKS 12/12B         | 9999999... | 2.00       | 1.00 | 0.00 | 0.00    |  |
| 46        | 1   | 1820053218  | BUD LT 18PK CAN      | 2.00       | 2.00       | 2.00 | 9.84 | 1.42    |  |

Segment #2 : Shelf #5      DEPTH: 22 in    WIDTH: 23 in    DISTANCE FROM TOP OF BASE SHELF TO BOTTOM OF SHELF: 21.00 in

| POS # FAC | UPC | NAME       | CASES             | CAPACI... | UNITS HIGH | DOS  | MVMT  | Barcode |  |
|-----------|-----|------------|-------------------|-----------|------------|------|-------|---------|--|
| 47        | 1   | 8066095715 | MODELO ESP 12PKCN | 1.00      | 2.00       | 1.00 | 21.41 | 0.65    |   |
| 48        | 1   | 1820011047 | BUD 12PK CAN      | 1.00      | 2.00       | 1.00 | 9.84  | 1.42    |   |
| 49        | 2   | 7199030017 | COORS LT 18PK CAN | 2.00      | 2.00       | 1.00 | 20.23 | 0.69    |  |

Segment #2 : Shelf #6      DEPTH: 22 in    WIDTH: 23 in    DISTANCE FROM TOP OF BASE SHELF TO BOTTOM OF SHELF: 0.00 in

| POS # FAC | UPC | NAME       | CASES             | CAPACI... | UNITS HIGH | DOS  | MVMT  | Barcode |   |
|-----------|-----|------------|-------------------|-----------|------------|------|-------|---------|---|
| 50        | 1   | 8066095675 | CORONA LT 12PK BT | 2.00      | 4.00       | 2.00 | 11.94 | 2.35    |  |
| 51        | 1   | 8066095757 | MODELO 12PKBT     | 1.50      | 3.00       | 2.00 | 21.00 | 1.00    |  |
| 52        | 1   | 1820011218 | BUD 18PK CAN      | 2.00      | 2.00       | 1.00 | 7.91  | 1.77    |  |

SKUs on Planogram: 42