



3382\_3\_DOOR\_COLD





3382\_3\_DOOR\_COLD







3382\_3\_DOOR\_COLD



Printed: 7/9/2020

Traffic Flow Left-right

POG: 3382.psa

|                     |
|---------------------|
| POG Size: 5'6.00    |
| Segments 1 - 3 of 3 |
| Page: 3             |



3382\_3\_DOOR\_COLD





3382\_3\_DOOR\_COLD



Printed: 7/9/2020

Traffic Flow Left-right

POG: 3382.psa

POG Size: 5'6.00

Segment: 2 of 3

Page: 5



3382\_3\_DOOR\_COLD








**SCHEMATIC BACKING REPORT**




3382.psa

**Planogram: 3382\_3\_DOOR\_COLD**




Segment #1 : Shelf #1      DEPTH: 24 in    WIDTH: 22 in    DISTANCE FROM TOP OF BASE SHELF TO BOTTOM OF SHELF: 41.00 in

| POS # | FAC | UPC         | NAME               | CASES      | CAPACI... | UNITS HIGH | DOS    | MVMT | Barcode   |
|-------|-----|-------------|--------------------|------------|-----------|------------|--------|------|---|
| 11    | 1   | 1820020208  | BL SELTZER 12PKCN  | 9999999... | 2.00      | 1.00       | 736.84 | 0.04 |  |
| 12    | 1   | 85389700227 | BON & VIV VR 12PK  | 1.00       | 2.00      | 1.00       | 14.55  | 0.96 |  |
| 13    | 1   | 3354400013  | CORNA REFSC 12PKCN | 1.00       | 2.00      | 1.00       | 17.33  | 0.81 |  |




Segment #1 : Shelf #2      DEPTH: 24 in    WIDTH: 22 in    DISTANCE FROM TOP OF BASE SHELF TO BOTTOM OF SHELF: 30.00 in

| POS # | FAC | UPC        | NAME                  | CASES      | CAPACI... | UNITS HIGH | DOS    | MVMT | Barcode   |
|-------|-----|------------|-----------------------|------------|-----------|------------|--------|------|---|
| 14    | 1   | 8769200804 | TRULY TROP 12PKCN     | 9999999... | 3.00      | 1.00       | 921.05 | 0.04 |  |
| 15    | 1   | 3354400043 | CORONA HARD SELTZ...  | 9999999... | 3.00      | 1.00       | 0.00   | 0.00 |  |
| 16    | 1   | 7199009516 | BLUE MOON BELGIAN ... | 9999999... | 2.00      | 1.00       | 0.00   | 0.00 |  |





Segment #1 : Shelf #3      DEPTH: 24 in    WIDTH: 22 in    DISTANCE FROM TOP OF BASE SHELF TO BOTTOM OF SHELF: 20.00 in

| POS # | FAC | UPC        | NAME               | CASES      | CAPACI... | UNITS HIGH | DOS    | MVMT | Barcode   |
|-------|-----|------------|--------------------|------------|-----------|------------|--------|------|---|
| 17    | 1   | 8769200686 | TRULY BERRY 12PKCN | 1.50       | 3.00      | 1.00       | 42.00  | 0.50 |  |
| 18    | 1   | 8769200424 | TRULY CIT VAR 12PK | 9999999... | 3.00      | 1.00       | 304.35 | 0.12 |  |
| 19    | 1   | 7289000011 | HEINEKEN 6 PK BT   | 1.00       | 4.00      | 1.00       | 18.21  | 1.54 |  |

Segment #1 : Shelf #4      DEPTH: 24 in    WIDTH: 22 in    DISTANCE FROM TOP OF BASE SHELF TO BOTTOM OF SHELF: 0.00 in

| POS # | FAC | UPC         | NAME                 | CASES      | CAPACI... | UNITS HIGH | DOS   | MVMT | Barcode   |
|-------|-----|-------------|----------------------|------------|-----------|------------|-------|------|---|
| 20    | 1   | 63598554890 | WHT CLW SLZ 12PKCN   | 3.00       | 6.00      | 2.00       | 14.18 | 2.96 |  |
| 21    | 1   | 63598580006 | WHITE CLAW VARIET... | 9999999... | 8.00      | 2.00       | 0.00  | 0.00 |  |
| 22    | 1   | 7289000016  | HEINEKEN 12PK BTL    | 2.00       | 4.00      | 2.00       | 6.33  | 4.42 |  |

Segment #2 : Shelf #1      DEPTH: 24 in    WIDTH: 80 in    DISTANCE FROM TOP OF BASE SHELF TO BOTTOM OF SHELF: 67.00 in
















| POS # | FAC | UPC         | NAME                  | CASES      | CAPACI... | UNITS HIGH | DOS  | MVMT | Barcode   |
|-------|-----|-------------|-----------------------|------------|-----------|------------|------|------|---|
| 1     | 1   | 63598580006 | WHITE CLAW VARIET...  | 9999999... | 2.00      | 1.00       | 0.00 | 0.00 |  |
| 2     | 1   | 1820025013  | NATTY DADDY 1/25C     | 9999999... | 8.00      | 1.00       | 0.00 | 0.00 |  |
| 3     | 1   | 7289000621  | HEINEKEN 0.0 NA 6/12B | 9999999... | 3.00      | 1.00       | 0.00 | 0.00 |  |
| 4     | 1   | 63598526038 | WHITE CLAW HARD S...  | 9999999... | 9.00      | 1.00       | 0.00 | 0.00 |  |

### SCHEMATIC BACKING REPORT


3382.psa

|    |   |             |                       |            |      |      |        |      |   |   |   |
|----|---|-------------|-----------------------|------------|------|------|--------|------|---|---|---|
| 5  | 1 | 1820020210  | BUD LIGHT PEELS VA... | 9999999... | 2.00 | 1.00 | 0.00   | 0.00 | 0 |  | 0 |
| 23 | 1 | 7199009516  | BLUE MOON BELGIAN ... | 9999999... | 2.00 | 1.00 | 0.00   | 0.00 | 0 |  | 0 |
| 24 | 1 | 3354400043  | CORONA HARD SELTZ...  | 9999999... | 2.00 | 1.00 | 0.00   | 0.00 | 0 |  | 0 |
| 25 | 1 | 1820020208  | BL SELTZER 12PKCN     | 9999999... | 2.00 | 1.00 | 736.84 | 0.04 | 0 |  | 0 |
| 43 | 1 | 8769200804  | TRULY TROP 12PKCN     | 9999999... | 2.00 | 1.00 | 921.05 | 0.04 | 0 |  | 0 |
| 44 | 1 | 8769200424  | TRULY CIT VAR 12PK    | 9999999... | 2.00 | 1.00 | 304.35 | 0.12 | 0 |  | 0 |
| 45 | 1 | 8066095643  | CORONA EXTRA CAN      | 9999999... | 8.00 | 1.00 | 36.40  | 3.08 | 0 |  | 0 |
| 46 | 1 | 63598500004 | WHITE CLAW SURGE ...  | 9999999... | 9.00 | 1.00 | 0.00   | 0.00 | 0 |  | 0 |

Segment #2 : Shelf #2      DEPTH: 24 in    WIDTH: 80 in    DISTANCE FROM TOP OF BASE SHELF TO BOTTOM OF SHELF: 55.00 in

| POS | # FAC | UPC         | NAME               | CASES      | CAPACI... | UNITS HIGH | DOS    | MVMT | Barcode |   |   |
|-----|-------|-------------|--------------------|------------|-----------|------------|--------|------|---------|---|---|
| 6   | 1     | 86273700006 | MTK SSNL 6PK CN    | 9999999... | 6.00      | 2.00       | 99.29  | 0.42 | 0       |    | 0 |
| 7   | 1     | 1820020079  | BUD LT ORG 6PK BTL | 9999999... | 3.00      | 1.00       | 136.36 | 0.15 | 0       |    | 0 |
| 8   | 1     | 61300874829 | ANPALM SPDHH 1PK   | 9999999... | 8.00      | 1.00       | 16.54  | 3.38 | 0       |    | 0 |
| 9   | 1     | 1820025001  | BUD LIGHT          | 9999999... | 8.00      | 1.00       | 16.00  | 3.50 | 0       |  | 0 |
| 10  | 1     | 7199009511  | BLUE MOON 6PK BT   | 9999999... | 3.00      | 1.00       | 25.99  | 0.81 | 0       |  | 0 |
| 26  | 1     | 8769282102  | ANGRY ORCH CRSP 6P | 9999999... | 3.00      | 1.00       | 42.00  | 0.50 | 0       |  | 0 |
| 27  | 1     | 2210000170  | PABST 12 PACK CAN  | 9999999... | 2.00      | 1.00       | 15.17  | 0.92 | 0       |  | 0 |
| 28  | 1     | 7231123021  | SOL 12PKBT         | 9999999... | 2.00      | 1.00       | 368.42 | 0.04 | 0       |  | 0 |
| 29  | 1     | 7199030120  | COORS LT 3PK       | 9999999... | 2.00      | 1.00       | 12.56  | 1.12 | 0       |  | 0 |
| 47  | 1     | 3410051681  | CAPE LINE VTY 12PK | 9999999... | 2.00      | 1.00       | 21.41  | 0.65 | 0       |  | 0 |
| 48  | 1     | 7199030065  | COORS LT SGL CAN   | 9999999... | 8.00      | 1.00       | 28.54  | 1.96 | 0       |  | 0 |
| 49  | 1     | 7199010071  | COORS SGL CAN      | 9999999... | 8.00      | 1.00       | 9.16   | 6.12 | 0       |  | 0 |
| 50  | 1     | 3410057340  | MILLER LITE 18PKCN | 9999999... | 1.00      | 1.00       | 10.12  | 0.69 | 0       |  | 0 |
| 51  | 1     | 3410057636  | MILLER LTE 12PK CN | 9999999... | 2.00      | 1.00       | 22.76  | 0.61 | 0       |  | 0 |
| 69  | 1     | 7199000048  | COORS LT 12PK CAN  | 9999999... | 2.00      | 1.00       | 8.09   | 1.73 | 0       |  | 0 |




Segment #2 : Shelf #3      DEPTH: 24 in    WIDTH: 22 in    DISTANCE FROM TOP OF BASE SHELF TO BOTTOM OF SHELF: 39.00 in

| POS | # FAC | UPC         | NAME               | CASES | CAPACI... | UNITS HIGH | DOS   | MVMT | Barcode |   |   |
|-----|-------|-------------|--------------------|-------|-----------|------------|-------|------|---------|---|---|
| 30  | 1     | 86907100027 | MTK WAVE CHSR 6PKC | 1.00  | 4.00      | 1.00       | 25.11 | 1.12 | 0       |  | 0 |






### SCHEMATIC BACKING REPORT




3382.psa

|    |   |             |                                  |      |      |      |       |      |   |
|----|---|-------------|----------------------------------|------|------|------|-------|------|---|
| 31 | 1 | 78615000001 | STELLA ART 6PK BT                | 0.75 | 3.00 | 1.00 | 23.73 | 0.89 |  |
| 32 | 1 | 8066095605  | CORONA 6PK BT                    | 0.75 | 3.00 | 1.00 | 9.26  | 2.27 |  |
| 33 | 1 | 1820020210  | BUD LIGHT PEELS VA... 9999999... | 2.00 | 1.00 | 1.00 | 0.00  | 0.00 |  |




Segment #2 : Shelf #4 DEPTH: 24 in WIDTH: 22 in DISTANCE FROM TOP OF BASE SHELF TO BOTTOM OF SHELF: 28.00 in

| POS # FAC | UPC | NAME        | CASES                            | CAPACI... | UNITS HIGH | DOS  | MVMT  | Barcode   |   |
|-----------|-----|-------------|----------------------------------|-----------|------------|------|-------|---|---|
| 34        | 1   | 7289000621  | HEINEKEN 0.0 NA 6/12B 9999999... | 3.00      | 1.00       | 0.00 | 0.00  |  |   |
| 35        | 1   | 78615000014 | STELLA ART 12PK BT               | 1.00      | 2.00       | 1.00 | 8.88  | 1.58  |  |
| 36        | 1   | 3354495042  | CORONA PRM 12PK BT               | 1.00      | 2.00       | 1.00 | 20.23 | 0.69  |  |







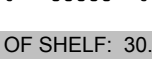
Segment #2 : Shelf #5 DEPTH: 24 in WIDTH: 22 in DISTANCE FROM TOP OF BASE SHELF TO BOTTOM OF SHELF: 17.00 in

| POS # FAC | UPC | NAME       | CASES             | CAPACI... | UNITS HIGH | DOS  | MVMT | Barcode |  |
|-----------|-----|------------|-------------------|-----------|------------|------|------|---------|--|
| 37        | 1   | 7289000020 | HEINEKEN 12PK CAN | 1.00      | 2.00       | 1.00 | 8.46 | 1.65    |   |
| 38        | 1   | 8066095675 | CORONA LT 12PK BT | 1.00      | 2.00       | 1.00 | 7.58 | 1.85    |   |
| 39        | 1   | 8066095757 | MODELO 12PKBT     | 1.00      | 2.00       | 1.00 | 6.50 | 2.15    |  |

Segment #2 : Shelf #6 DEPTH: 24 in WIDTH: 22 in DISTANCE FROM TOP OF BASE SHELF TO BOTTOM OF SHELF: 0.00 in

| POS # FAC | UPC | NAME       | CASES           | CAPACI... | UNITS HIGH | DOS  | MVMT  | Barcode |   |
|-----------|-----|------------|-----------------|-----------|------------|------|-------|---------|---|
| 40        | 1   | 8066095615 | CORONA 12PK BT  | 2.00      | 4.00       | 2.00 | 2.88  | 9.73    |  |
| 41        | 1   | 8066095695 | CORONA 12PK CAN | 2.00      | 4.00       | 2.00 | 21.41 | 1.31    |  |
| 42        | 1   | 1820053218 | BUD LT 18PK CAN | 3.00      | 3.00       | 1.00 | 7.09  | 2.96    |  |




Segment #3 : Shelf #1 DEPTH: 24 in WIDTH: 22 in DISTANCE FROM TOP OF BASE SHELF TO BOTTOM OF SHELF: 41.00 in

| POS # FAC | UPC | NAME        | CASES                           | CAPACI... | UNITS HIGH | DOS   | MVMT  | Barcode   |   |
|-----------|-----|-------------|---------------------------------|-----------|------------|-------|-------|---|---|
| 52        | 1   | 63598500004 | WHITE CLAW SURGE ... 9999999... | 9.00      | 1.00       | 0.00  | 0.00  |  |   |
| 53        | 1   | 63598526038 | WHITE CLAW HARD S... 9999999... | 9.00      | 1.00       | 0.00  | 0.00  |  |   |
| 54        | 1   | 7089701331  | FOSTERS SGL CN                  | 0.58      | 7.00       | 1.00  | 12.87 | 3.81  |  |
| 55        | 1   | 7289000119  | HEINEKEN SGL CN                 | 0.67      | 8.00       | 1.00  | 12.44 | 4.50  |  |
| 56        | 1   | 8066095643  | CORONA EXTRA CAN 9999999...     | 8.00      | 1.00       | 36.40 | 3.08  |  |   |
| 57        | 1   | 1820025000  | BUDWEISER                       | 0.53      | 8.00       | 1.00  | 12.03 | 4.65  |  |
| 58        | 1   | 1820025013  | NATTY DADDY 1/25C 9999999...    | 8.00      | 1.00       | 0.00  | 0.00  |  |   |




Segment #3 : Shelf #2 DEPTH: 24 in WIDTH: 22 in DISTANCE FROM TOP OF BASE SHELF TO BOTTOM OF SHELF: 30.00 in

**SCHEMATIC BACKING REPORT**





3382.psa

| POS # | FAC | UPC        | NAME               | CASES | CAPACI... | UNITS HIGH | DOS   | MVMT | Barcode   |
|-------|-----|------------|--------------------|-------|-----------|------------|-------|------|---|
| 59    | 1   | 1820011047 | BUD 12PK CAN       | 1.00  | 2.00      | 1.00       | 6.62  | 2.12 |  |
| 60    | 1   | 7199030069 | COORS LT 12PK BT   | 1.00  | 2.00      | 1.00       | 13.49 | 1.04 |  |
| 61    | 1   | 3410001509 | MIL HIGH LF 12PKBT | 1.00  | 2.00      | 1.00       | 10.11 | 1.39 |  |

Segment #3 : Shelf #3 DEPTH: 24 in WIDTH: 22 in DISTANCE FROM TOP OF BASE SHELF TO BOTTOM OF SHELF: 20.00 in

| POS # | FAC | UPC        | NAME              | CASES | CAPACI... | UNITS HIGH | DOS   | MVMT | Barcode   |
|-------|-----|------------|-------------------|-------|-----------|------------|-------|------|---|
| 62    | 1   | 1820005990 | MICH ULTRA 12PKBT | 1.00  | 2.00      | 1.00       | 15.82 | 0.89 |  |
| 63    | 1   | 1820053047 | BUD LT 12PK CANS  | 1.00  | 2.00      | 1.00       | 4.67  | 3.00 |  |
| 64    | 1   | 1820000769 | BUD LT 12PK BT    | 1.00  | 2.00      | 1.00       | 11.03 | 1.27 |  |

Segment #3 : Shelf #4 DEPTH: 24 in WIDTH: 22 in DISTANCE FROM TOP OF BASE SHELF TO BOTTOM OF SHELF: 0.00 in

| POS # | FAC | UPC        | NAME               | CASES | CAPACI... | UNITS HIGH | DOS   | MVMT | Barcode   |
|-------|-----|------------|--------------------|-------|-----------|------------|-------|------|---|
| 65    | 1   | 1820011218 | BUD 18PK CAN       | 3.00  | 3.00      | 1.00       | 24.82 | 0.85 |    |
| 66    | 1   | 7199030017 | COORS LT 18PK CAN  | 3.00  | 3.00      | 1.00       | 11.14 | 1.89 |   |
| 67    | 1   | 1820028443 | NATURAL ICE 15PKCN | 1.50  | 3.00      | 1.00       | 17.62 | 1.19 |  |
| 68    | 1   | 1820020077 | NATURAL LT 15PK CN | 1.50  | 3.00      | 1.00       | 18.83 | 1.12 |  |

SKUs on Planogram: 57