



1958_1_DOOR_COLD






1958_1_DOOR_COLD






1958_1_DOOR_COLD





1958_1_DOOR_COLD



Printed: 7/9/2020

Traffic Flow Left-right

POG: 1958.psa

POG Size: 1'10.00

Segment: 1 of 1

Page: 4

SCHEMATIC BACKING REPORT

1958.psa

Planogram: 1958_1_DOOR_COLD

Segment #1 : Shelf #1 DEPTH: 24 in WIDTH: 42 in DISTANCE FROM TOP OF BASE SHELF TO BOTTOM OF SHELF: 91.00 in

POS #	FAC	UPC	NAME	CASES	CAPACI...	UNITS HIGH	DOS	MVMT	Barcode
1	1	86907100027	MTK WAVE CHSR 6PKC	9999999...	6.00	2.00	35.81	2.35	
2	1	63598500004	WHITE CLAW SURGE ...	9999999...	8.00	1.00	0.00	0.00	
3	1	7089701331	FOSTERS LAGER 1/25C	9999999...	7.00	1.00	0.00	0.00	
4	1	8066095757	MODELO 12PKBT	9999999...	2.00	1.00	30.32	1.39	
5	1	1820021986	BUD LIGHT 3PK CAN	9999999...	2.00	1.00	7.28	3.85	
30	1	63598554890	WHT CLW SLZ 12PKCN	9999999...	2.00	1.00	3.92	8.92	
31	1	63598580006	WHITE CLAW VARIET...	9999999...	2.00	1.00	0.00	0.00	

Segment #1 : Shelf #2 DEPTH: 24 in WIDTH: 42 in DISTANCE FROM TOP OF BASE SHELF TO BOTTOM OF SHELF: 79.00 in


POS #	FAC	UPC	NAME	CASES	CAPACI...	UNITS HIGH	DOS	MVMT	Barcode
6	1	8066095715	MODELO ESP 12PKCN	9999999...	2.00	1.00	14.00	1.00	
7	1	7199010071	COORS SGL CAN	9999999...	8.00	1.00	60.67	0.92	
8	1	8066095643	CORONA EXTRA CAN	9999999...	8.00	1.00	35.51	1.58	
9	1	1820011047	BUD 12PK CAN	9999999...	2.00	1.00	5.78	2.42	
10	1	7289000159	HEINEKEN LT 12PK	9999999...	2.00	1.00	15.17	0.92	
32	1	7289000020	HEINEKEN 12PK CAN	9999999...	2.00	1.00	12.56	1.12	
33	1	1820025001	BUD LIGHT	9999999...	8.00	1.00	35.51	1.58	
34	1	7199000048	COORS LT 12PK CAN	9999999...	2.00	1.00	4.18	3.35	

Segment #1 : Shelf #3 DEPTH: 24 in WIDTH: 22 in DISTANCE FROM TOP OF BASE SHELF TO BOTTOM OF SHELF: 64.00 in




POS #	FAC	UPC	NAME	CASES	CAPACI...	UNITS HIGH	DOS	MVMT	Barcode
11	1	63598500004	WHITE CLAW SURGE ...	9999999...	8.00	1.00	0.00	0.00	
12	1	7089701331	FOSTERS LAGER 1/25C	9999999...	7.00	1.00	0.00	0.00	
13	1	7289000119	HEINEKEN SGL CN	0.67	8.00	1.00	18.67	3.00	
14	1	8066095721	MODELO SGL CN	0.67	8.00	1.00	26.48	2.12	
15	1	1820025000	BUDWEISER	0.53	8.00	1.00	16.18	3.46	
16	1	7199030065	COORS LT SGL CAN	0.67	8.00	1.00	19.41	2.88	

SCHEMATIC BACKING REPORT




1958.psa

17	1	1820021986	BUD LIGHT 3PK CAN	9999999...	2.00	1.00	7.28	3.85	
----	---	------------	-------------------	------------	------	------	------	------	---




Segment #1 : Shelf #4 DEPTH: 24 in WIDTH: 22 in DISTANCE FROM TOP OF BASE SHELF TO BOTTOM OF SHELF: 52.00 in

POS # FAC	UPC	NAME	CASES	CAPACI...	UNITS HIGH	DOS	MVMT	Barcode	
18	1	63598554890	WHT CLW SLZ 12PKCN	9999999...	3.00	1.00	3.92	8.92	
19	1	63598580006	WHITE CLAW VARIET...	9999999...	3.00	1.00	0.00	0.00	
20	1	86907100027	MTK WAVE CHSR 6PKC	9999999...	6.00	2.00	35.81	2.35	




Segment #1 : Shelf #5 DEPTH: 24 in WIDTH: 22 in DISTANCE FROM TOP OF BASE SHELF TO BOTTOM OF SHELF: 34.00 in

POS # FAC	UPC	NAME	CASES	CAPACI...	UNITS HIGH	DOS	MVMT	Barcode	
21	1	8066095757	MODELO 12PKBT	9999999...	4.00	2.00	30.32	1.39	
22	1	1820053218	BUD LT 18PK CAN	3.00	3.00	1.00	7.09	2.96	
23	1	1820011218	BUD 18PK CAN	3.00	3.00	1.00	5.81	3.62	

Segment #1 : Shelf #6 DEPTH: 24 in WIDTH: 22 in DISTANCE FROM TOP OF BASE SHELF TO BOTTOM OF SHELF: 22.00 in

POS # FAC	UPC	NAME	CASES	CAPACI...	UNITS HIGH	DOS	MVMT	Barcode	
24	1	8066095615	CORONA 12PK BT	1.00	2.00	1.00	4.61	3.04	
25	1	8066095675	CORONA LT 12PK BT	1.00	2.00	1.00	5.69	2.46	
26	1	1820053047	BUD LT 12PK CANS	1.50	3.00	1.00	4.79	4.38	

Segment #1 : Shelf #7 DEPTH: 24 in WIDTH: 22 in DISTANCE FROM TOP OF BASE SHELF TO BOTTOM OF SHELF: 0.00 in

POS # FAC	UPC	NAME	CASES	CAPACI...	UNITS HIGH	DOS	MVMT	Barcode	
27	1	78615000014	STELLAART 12PK BT	2.00	4.00	2.00	5.35	5.23	
28	1	7289000016	HEINEKEN 12PK BTL	2.00	4.00	2.00	5.47	5.12	
29	1	7199030017	COORS LT 18PK CAN	3.00	3.00	1.00	5.94	3.54	

SKUs on Planogram: 27