





STOP & SHOP #567 HP



8' WARM BIG BOTTLE

PLANOGRAM BACKING TABLE

C:\Users\YAB0485\AppData\Local\Temp\Temp1_NY Final POGs.zip\SSNY 0567 Hyde Park.PSA

Planogram: 567 Cold

Segment #1 : Shelf #5 DEPTH: 25 in WIDTH: 48 in DISTANCE FROM TOP OF BASE SHELF TO BOTTOM OF SHELF: 6.00 in

POS	# FAC	S&S ID	UPC	NAME	CASES	CAPACITY	UNITS HIGH
7	1	924231	1820079047	O'Doul's 12/12C	4.00	4.00	2.00
8	1	924231	1820079047	O'Doul's 12/12C	4.00	4.00	2.00
9	1	934886	5230002545	Old Milwaukee NA 12/12C	4.00	4.00	2.00
10	1	934886	5230002545	Old Milwaukee NA 12/12C	4.00	4.00	2.00
11	1	924416	7289000030	Buckler 6/12B	2.50	5.00	1.00
12	1	924416	7289000030	Buckler 6/12B	2.50	5.00	1.00

Segment #1 : Shelf #4 DEPTH: 25 in WIDTH: 48 in DISTANCE FROM TOP OF BASE SHELF TO BOTTOM OF SHELF: 21.0...

POS	# FAC	S&S ID	UPC	NAME	CASES	CAPACITY	UNITS HIGH
1	1	924070	1820000784	O'Doul's 6/12B	2.00	4.00	1.00
2	1	924070	1820000784	O'Doul's 6/12B	2.00	4.00	1.00
3	1	965813	1820002992	O'Doul's Amber 6/12B	2.00	4.00	1.00
4	1	965813	1820002992	O'Doul's Amber 6/12B	2.00	4.00	1.00
5	1	929403	7199077005	Coors NA 6/12B	2.00	4.00	1.00
6	1	929403	7199077005	Coors NA 6/12B	2.00	4.00	1.00

Segment #1 : Shelf #3 DEPTH: 25 in WIDTH: 48 in DISTANCE FROM TOP OF BASE SHELF TO BOTTOM OF SHELF: 35.0...

Segment #1 : Shelf #2 DEPTH: 25 in WIDTH: 48 in DISTANCE FROM TOP OF BASE SHELF TO BOTTOM OF SHELF: 48.0...

Segment #1 : Shelf #1 DEPTH: 25 in WIDTH: 48 in DISTANCE FROM TOP OF BASE SHELF TO BOTTOM OF SHELF: 59.0...

Segment #2 : Shelf #5 DEPTH: 25 in WIDTH: 48 in DISTANCE FROM TOP OF BASE SHELF TO BOTTOM OF SHELF: 6.00 in

POS	# FAC	S&S ID	UPC	NAME	CASES	CAPACITY	UNITS HIGH
17	19	32782	9999900040	Flex 1/12B	39.58	190.00	1.00

Segment #2 : Shelf #4 DEPTH: 25 in WIDTH: 48 in DISTANCE FROM TOP OF BASE SHELF TO BOTTOM OF SHELF: 21.0...

POS	# FAC	S&S ID	UPC	NAME	CASES	CAPACITY	UNITS HIGH
16	19	32782	9999900040	Flex 1/12B	39.58	190.00	1.00

Segment #2 : Shelf #3 DEPTH: 25 in WIDTH: 48 in DISTANCE FROM TOP OF BASE SHELF TO BOTTOM OF SHELF: 35.0...

POS	# FAC	S&S ID	UPC	NAME	CASES	CAPACITY	UNITS HIGH
15	19	32782	9999900040	Flex 1/12B	39.58	190.00	1.00

Segment #2 : Shelf #2 DEPTH: 25 in WIDTH: 48 in DISTANCE FROM TOP OF BASE SHELF TO BOTTOM OF SHELF: 48.0...

POS	# FAC	S&S ID	UPC	NAME	CASES	CAPACITY	UNITS HIGH
14	19	32782	9999900040	Flex 1/12B	39.58	190.00	1.00

Segment #2 : Shelf #1 DEPTH: 25 in WIDTH: 48 in DISTANCE FROM TOP OF BASE SHELF TO BOTTOM OF SHELF: 59.0...



STOP & SHOP #567 HP



8' WARM BIG BOTTLE

PLANOGRAM BACKING TABLE

C:\Users\YAB0485\AppData\Local\Temp\Temp1_NY Final POGs.zip\SSNY 0567 Hyde Park.PSA

Planogram: 567 Cold

POS	# FAC	S&S ID	UPC	NAME	CASES	CAPACITY	UNITS HIGH
13	19	32782	9999900040	Flex 1/12B	39.58	190.00	1.00








SKUs on Planogram: 7



STOP & SHOP #567 HP



8' WARM BIG BOTTLE

	UPC	Name	Barcode
1	1820000784	O'Doul's 6/12B	 0 18200 00784 2
2	1820002992	O'Doul's Amber 6/12B	 0 18200 02992 9
3	1820079047	O'Doul's 12/12C	 0 18200 79047 8
4	5230002545	Old Milwaukee NA 12/12C	 0 52300 02545 0
5	7199077005	Coors NA 6/12B	 0 71990 77005 1
6	7289000030	Buckler 6/12B	 0 72890 00030 9
7	9999900040	Flex 1/12B	 0 99999 00040 5