



SSNY 0574 SETAUKET



32' COLD





SSNY 0574 SETAUKET



32' COLD





SSNY 0574 SETAUKET



32' COLD

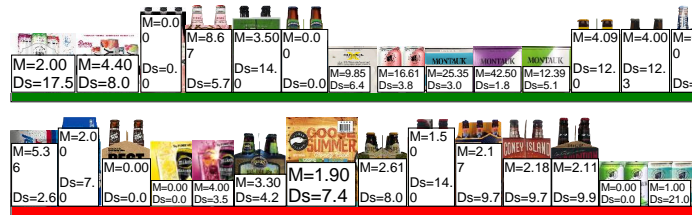




SSNY 0574 SETAUKET



32' COLD

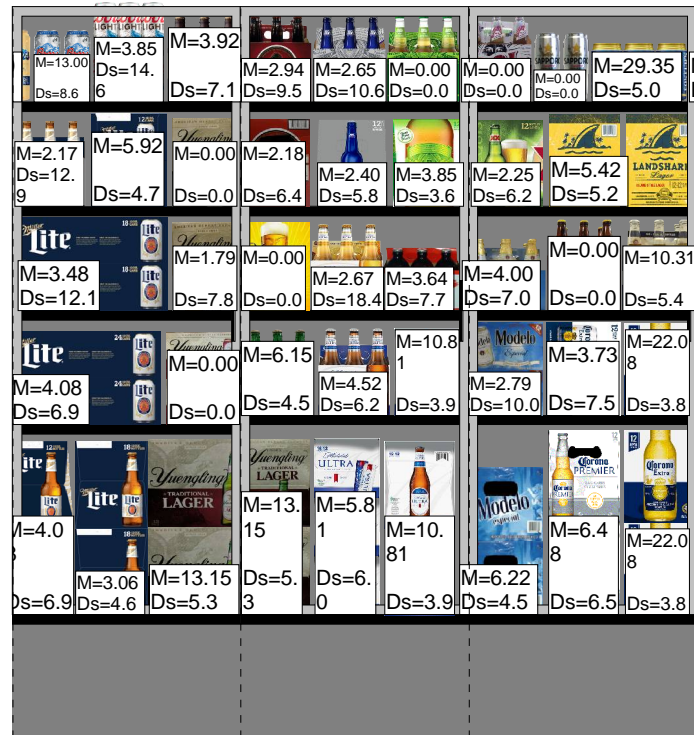
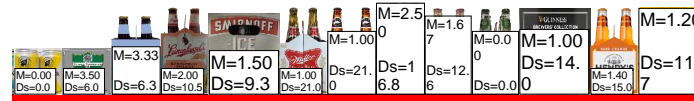
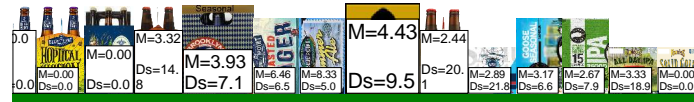




SSNY 0574 SETAUKET



32' COLD





SSNY 0574 SETAUKET



32' COLD





SSNY 0574 SETAUKET



32' COLD

	M=0.00	M=2.67	M=0.00	M=0.00	M=0.00	M=0.00	M=0.00	M=0.00	M=7.00	M=0.00	M=0.00
Ds=6.5	Ds=0.0	Ds=18.4	Ds=0.0	Ds=0.0	Ds=0.0	Ds=0.0	Ds=0.0	Ds=0.0	Ds=7.0	Ds=0.0	Ds=0.0

5.39	M=0.00	M=2.24	M=0.00	M=1.96	M=1.71	M=4.44	M=0.00	M=4.15	M=0.00
Ds=5.2	Ds=0.0	Ds=0.0	Ds=12.5	Ds=14.3	Ds=16.4	Ds=6.3	Ds=0.0	Ds=6.7	Ds=0.0
4.40	M=3.43	M=5.44	M=0.00	M=3.13	M=3.20	M=2.41	M=6.20	M=3.92	M=0.00
Ds=8.0	Ds=4.1	Ds=5.1	Ds=4.6	Ds=0.0	Ds=11.2	Ds=8.8	Ds=5.8	Ds=4.5	Ds=7.1
4.15	M=1.50	M=7.94	M=1.67	M=8.67	M=3.42	M=3.43	M=2.41	M=2.84	M=6.31
Ds=9.3	Ds=9.3	Ds=3.5	Ds=1.2	Ds=5.7	Ds=8.2	Ds=4.1	Ds=5.8	Ds=9.9	Ds=4.4
4.67	M=4.67	M=9.08	M=1.74	M=2.69	M=5.23	M=0.00	M=3.17	M=2.67	M=0.00
Ds=7.5	Ds=7.5	Ds=3.1	Ds=1.4	Ds=10.4	Ds=5.4	Ds=0.0	Ds=6.8	Ds=4.1	Ds=7.9
17.50	M=17.50	M=5.15	M=3.61	M=4.50	M=2.00	M=4.12	M=7.85	M=6.05	M=7.00
Ds=4.4	Ds=5.4	Ds=5.5	Ds=1.5	Ds=6.2	Ds=14.0	Ds=6.8	Ds=3.6	Ds=4.6	Ds=8.0



SSNY 0574 SETAUKET



32' COLD



M=0.00
Ds=0.0


M=3.33 Ds=1.8	M=3.35 Ds=1.8	M=3.35 Ds=1.8	M=6.25 Ds=6.7	M=2.82 Ds=4.9	M=0.00 Ds=0.0	M=2.24 Ds=12.5	M=3.50 Ds=14.0	M=0.00 Ds=0.0	M=9.85 Ds=6.4	M=61 Ds=8
M=5.84 Ds=4.8	M=3.00 Ds=9.3	M=1.95 Ds=7.2	M=4.31 Ds=6.5	M=0.00 Ds=0.0	M=3.96 Ds=7.1	M=2.80 Ds=12.5	M=4.77 Ds=7.3	M=0.00 Ds=0.0	M=0.00 Ds=0.0	M=4.72 Ds=5.9
M=5.84 Ds=4.8	M=4.46 Ds=6.3	M=5.08 Ds=5.5	M=2.44 Ds=20.1	M=4.92 Ds=4.3	M=2.89 Ds=21.8	M=0.00 Ds=0.0	M=0.00 Ds=0.0	M=0.00 Ds=0.0	M=4.72 Ds=5.9	M=4.72 Ds=5.9
M=3.26 Ds=4.3	M=5.54 Ds=5.1	M=4.42 Ds=3.2	M=2.46 Ds=5.7	M=3.00 Ds=9.3	M=4.04 Ds=6.9	M=12.12 Ds=2.3	M=11.31 Ds=2.5	M=3.93 Ds=7.1	M=3.93 Ds=7.1	M=3.93 Ds=7.1
M=7.62 Ds=3.7	M=4.08 Ds=6.9	M=6.12 Ds=4.6	M=5.58 Ds=5.0	M=5.65 Ds=5.0	M=6.25 Ds=4.5	M=6.46 Ds=6.5	M=8.33 Ds=5.0	M=4.24 Ds=6.6	M=4.24 Ds=6.6	M=4.24 Ds=6.6



SSNY 0574 SETAUKET



32' COLD



16.			M=12.39
3.	M=25.35 Ds=3.0	M=42.50 Ds=1.8	Ds=5.1
	M=4.09 Ds=12.0	M=4.00 Ds=12.3	M=3.36 Ds=8.3
		M=0.00 Ds=0.0	
	M=10.48 Ds=2.7		M=3.32 Ds=14.8
			M=0.00
	M=3.56 Ds=3.9	M=2.35 Ds=11.9	Ds=0.0
	M=7.73 Ds=3.6	M=4.43 Ds=9.5	M=9.26 Ds=3.0



SSNY 0574 SETAUKET



32' COLD

PLANOGRAM BACKING TABLE

C:\Stop&Shop\New York\2018\2018 Resets\Project Shore\Wave 1\SSNY 0574 SETAUKET 158 RTE. 25A .PSA

Planogram: 574 Cold

Segment #1 : Shelf #5 DEPTH: 27 in WIDTH: 48 in DISTANCE FROM TOP OF BASE SHELF TO BOTTOM OF SHELF: 12.00 in

POS	# FAC	S&S ID	UPC	NAME	CASES	CAPACITY	UNITS HIGH
21	1	747473	1820020077	Natural Light 15/12C	3.50	6.00	3.00
22	1	929853	3410001509	Miller High Life 12/12B	2.00	4.00	2.00
23	1	989541	1820011308	Budweiser 18/12B	3.00	3.00	2.00
42	1	958701	1820011218	Budweiser 18/12C	5.00	5.00	3.00
43	1	900746	1820053168	Bud Light 24/12C	7.00	7.00	3.00

Segment #1 : Shelf #4 DEPTH: 24 in WIDTH: 48 in DISTANCE FROM TOP OF BASE SHELF TO BOTTOM OF SHELF: 32.00 in

POS	# FAC	S&S ID	UPC	NAME	CASES	CAPACITY	UNITS HIGH
18	1	504168	1820028443	Natural Ice 15/12C	1.50	2.00	2.00
19	1	686488	7199048045	Keystone Light 15/12C	1.50	2.00	2.00
20	1	900745	1820011168	Budweiser 24/12C	4.00	4.00	2.00
41	1	958702	1820053218	Bud Light 18/12C	5.00	5.00	2.00

Segment #1 : Shelf #3 DEPTH: 24 in WIDTH: 48 in DISTANCE FROM TOP OF BASE SHELF TO BOTTOM OF SHELF: 44.00 in

POS	# FAC	S&S ID	UPC	NAME	CASES	CAPACITY	UNITS HIGH
15	1	618978	2210000412	Pabst Easy 12/12C	3.00	4.00	2.00
16	1	905130	7248002403	Schaefer 12/12C	2.00	4.00	2.00
17	1	928451	1820000771	Budweiser 12/12B	2.00	2.00	1.00
39	1	928451	1820000771	Budweiser 12/12B	2.00	2.00	1.00
40	2	900513	1820053047	Bud Light 12/12C	4.00	8.00	2.00

Segment #1 : Shelf #2 DEPTH: 24 in WIDTH: 48 in DISTANCE FROM TOP OF BASE SHELF TO BOTTOM OF SHELF: 55.00 in

POS	# FAC	S&S ID	UPC	NAME	CASES	CAPACITY	UNITS HIGH
13	1	953980	2210000170	Pabst 12/12C	2.00	4.00	2.00
14	1	920888	7143934450	Rolling Rock 12/12C	2.00	4.00	2.00
36	2	901053	1820011047	Budweiser 12/12C	4.00	8.00	2.00
37	1	901642	1820000833	Bud Light 6/12B	1.00	4.00	1.00
38	1	938355	1820000769	Bud Light 12/12B	2.00	2.00	1.00

Segment #1 : Shelf #1 DEPTH: 24 in WIDTH: 48 in DISTANCE FROM TOP OF BASE SHELF TO BOTTOM OF SHELF: 66.00 in

POS	# FAC	S&S ID	UPC	NAME	CASES	CAPACITY	UNITS HIGH
10	1	946388	2210000289	Pabst 6/12B	1.00	4.00	1.00
11	1	906288	7143934806	Rolling Rock 6/12B	1.00	4.00	1.00
12	1	901649	1820000834	Budweiser 6/12B	1.00	4.00	1.00
33	3	624496	1820025000	Budweiser 1/25C	1.60	24.00	1.00
34	1	901634	1820000016	Budweiser 6/12C	2.00	8.00	2.00
35	3	624498	1820025001	Bud Light 1/25C	1.60	24.00	1.00



SSNY 0574 SETAUKET



32' COLD

PLANOGRAM BACKING TABLE

C:\Stop&Shop\New York\2018\2018 Resets\Project Shore\Wave 1\SSNY 0574 SETAUKET 158 RTE. 25A .PSA

Planogram: 574 Cold

Segment #8 : Shelf #2 DEPTH: 24 in WIDTH: 384 in DISTANCE FROM TOP OF BASE SHELF TO BOTTOM OF SHELF: 90.00 in

POS	# FAC	S&S ID	UPC	NAME	CASES	CAPACITY	UNITS HIGH
5	1	928455	1820015047	Natural Light 12/12C	1.00	2.00	1.00
6	1	629352	1820020998	Bud Light 8/16AL	0.67	2.00	1.00
7	1	939427	1820020002	Best Damn Root Beer 6/12B	0.75	3.00	1.00
8	1	636299	63598525945	Mikes HARDER Lemonade 12/8C	1.00	2.00	1.00
9	1	636298	63598525948	Mikes HARDER Blk Cherry Lemonade 12/8C	1.00	2.00	1.00
29	1	571317	64286020024	Founders All Day IPA 6/12B	0.50	2.00	1.00
30	1	549415	73692011139	Goose Island Seasonal Sampler 12/12B	1.00	2.00	1.00
31	1	906645	8378337533	Sierra Nevada SideCar Orange IPA 6/12B	0.75	3.00	1.00
32	1	549166	8769200079	Angry Orchard Seasonal 6/12B	0.75	3.00	1.00
49	1	869118	8769200343	Samuel Adams Rebel Grapefruit IPA 6/12B	0.75	3.00	1.00
50	1	930892	88715100213	Coney Island Hard Root Beer 6/12B	0.75	3.00	1.00
51	1	591801	69092600026	Speakeasy Prohibition Ale 6/12B	0.75	3.00	1.00
52	1	716843	86273700003	Montauk Session IPA 6/12C	0.75	3.00	1.00
53	1	636544	86273700001	Montauk Arrowhead Irish Red 6/12C	0.75	3.00	1.00
71	1	636547	86273700000	Montauk Driftwood Ale 6/12C	0.75	3.00	1.00
72	1	777534	85114900424	Long Ireland Celtic Ale 6/12C	0.75	3.00	1.00
73	1	777922	79603031499	Kona Aloha Series 6/12B	0.75	3.00	1.00
74	1	863262	3410078658	Leinenkugel Grapefruit Shandy 6/12B	0.75	3.00	1.00
92	1	941700	8200072518	Smirnoff Ice 12/11B	1.00	2.00	1.00
93	1	938476	3410001505	Miller High Life 6/12B	0.75	3.00	1.00
94	1	580994	73692011111	Goose Island Honkers Ale 6/12B	0.75	3.00	1.00
95	1	867541	8382012422	Guinness Nitro IPA 6/11C	1.50	6.00	2.00
96	1	686486	3410051625	Henrys Hard Sprkng Passion Frt 6/12B	0.75	3.00	1.00
117	1	686487	3410051623	Henrys Hard Sprkng Lemon Lime 6/12B	0.75	3.00	1.00
118	1	906640	8382018194	Guinness Brewers Collection 12/11B	1.00	2.00	1.00
119	1	981748	3410098916	Henrys Hard Soda Orange Ale 6/12B	0.75	3.00	1.00
120	1	506317	1820019991	Shock Top Seasonal 12/12B	1.00	2.00	1.00
140	1	565844	70277008201	Omission Pale Ale 6/12B	0.75	3.00	1.00
141	1	547553	1820017993	Shock Top Seasonal 6/12B	0.75	3.00	1.00
142	1	952182	4182700146	Harpoon Seasonal 6/12B	0.75	3.00	1.00
143	1	581050	2124212009	Redhook Brewer's Choice 12/12B	1.00	2.00	1.00
159	1	720233	75452700613	New Belgium Citradelic Tangrn IPA 6/12B	0.75	3.00	1.00
160	1	965672	79837312606	Magic Hat Seasonal 6/12B	0.75	3.00	1.00
161	1	515383	3410051621	Henrys Hard Soda Grape 6/12B	0.75	3.00	1.00
162	1	675703	1820020048	Best Damn Hard Tea Original 6/12B	0.75	3.00	1.00
163	1	911333	1820020079	Bud Light Orange 6/12B	0.75	3.00	1.00
181	1	636564	85909300242	SixPoint Sweet Action 6/12C	0.75	3.00	1.00
182	1	547440	71925600083	Long Trail Limbo IPA 6/12B	0.75	3.00	1.00
183	1	773655	8769200269	Samuel Adams Rebel Rouser 6/12B	0.75	3.00	1.00
184	1	636228	8769200129	Samuel Adams Rebel IPA 12/12B	1.00	2.00	1.00

Segment #8 : Shelf #1 DEPTH: 24 in WIDTH: 384 in DISTANCE FROM TOP OF BASE SHELF TO BOTTOM OF SHELF: 102.00 in

POS	# FAC	S&S ID	UPC	NAME	CASES	CAPACITY	UNITS HIGH
1	1	902386	3410051660	Henrys Hard Sprkng Variety Pack 12/12C	2.50	2.00	1.00
2	1	591899	8769200686	Truly Spiked Spkng Berry Variety 12/12C	2.50	2.00	1.00
3	1	697779	8834510201	Strongbow Rose Apple Cider 6/11B	2.00	3.00	1.00



SSNY 0574 SETAUKET



32' COLD

PLANOGRAM BACKING TABLE

C:\Stop&Shop\New York\2018\2018 Resets\Project Shore\Wave 1\SSNY 0574 SETAUKET 158 RTE. 25A .PSA

Planogram: 574 Cold

4	1	517512	8769200660	Angry Orchard Rose 6/12B	1.75	3.00	1.00
24	1	647042	85375900012	Southern Tier IPA 6/12B	1.75	3.00	1.00
25	1	647048	68715190007	Southampton Double White Ale 6/12B	1.75	3.00	1.00
26	1	636547	86273700002	Montauk Driftwood Ale 6/12C	2.25	3.00	1.00
27	1	984289	86907100026	Montauk Seasonal 6/12C	2.25	3.00	1.00
28	1	636544	86273700006	Montauk Summer Ale 6/12C	2.75	3.00	1.00
44	1	833718	86907100027	Montauk Wave Chaser IPA 6/12C	2.75	3.00	1.00
45	1	716843	86273700007	Montauk Session IPA 6/12C	2.25	3.00	1.00
46	1	930898	85998900522	Greenport Harbor Seasonal 6/12B	1.75	3.00	1.00
47	1	937126	85998900516	Greenport Harbor Otherside IPA 6/12B	1.75	3.00	1.00
48	1	632439	68174511130	Blue Point Blueberry Ale 6/12B	1.75	3.00	1.00
67	1	713472	68174511102	Blue Point Hoptical Illusion 6/12B	1.75	3.00	1.00
68	1	517504	88715100418	Coney Island Merman 6pk	1.75	3.00	1.00
69	1	662731	85114800500	Great South Bay Blood Orange 6/12B	1.75	3.00	1.00
70	1	813036	3061300058	Brooklyn Seasonal 12/12B	2.00	2.00	1.00
88	1	675685	68174500134	Blue Point Toasted Lager 18/12C	6.00	1.00	1.00
89	1	675665	68174500145	Blue Point Seasonal 18/12C	6.00	1.00	1.00
90	1	947837	0945010124	Saranac Seasonal 12/12B	3.00	2.00	1.00
91	1	688596	75452700716	New Belgium Fat Tire Belgn White 6/12B	1.75	3.00	1.00
112	1	816954	8769200673	Samuel Adams Sam 76 6/12C	2.25	3.00	1.00
113	1	675664	73692011712	Goose Island Seasonal Sampler 15/12C	1.50	1.00	1.00
114	1	824352	73692011651	Goose Island India Pale Ale 15/12C	1.50	1.00	1.00
115	1	902387	64286015024	Founders All Day IPA 6/12C	2.25	3.00	1.00
116	1	964642	64286015031	Founders Solid Gold 6/12C	2.25	3.00	1.00
135	1	945846	7231163021	Sol 6/12B	1.75	3.00	1.00
136	1	946134	8382012368	Guinness Draught 8/15C	3.33	2.00	1.00
137	1	963992	8769275102	Twisted Tea Half & Half 6/12B	1.75	3.00	1.00
138	1	581214	61300874833	Arnold Palmer Spiked Half & Half 6/12C	2.25	3.00	1.00
139	1	798352	64499613688	Wolffer No 139 Dry Rose Cider 4/12B	999999...	4.00	1.00
155	1	549421	8857333101	Shiner Bock 6/12B	1.75	3.00	1.00
156	1	906584	8200078142	Smirnoff Spk Seltzer Mixed Pack 12/12C	5.50	2.00	1.00
157	1	517638	63598526042	Mikes HARDER Variety 8/16C	2.67	2.00	1.00
158	1	906654	63598554890	White Claw Variety Pk HrdSeltzer 12/12C	4.00	2.00	1.00
178	1	813442	3354495076	Svedka Seltzer 12/12C	2.50	2.00	1.00
179	1	511492	8982690033	Tecate 12/12C	3.00	2.00	1.00
180	1	939304	8382010403	Guinness Draught 12/11B	2.00	2.00	1.00
196	1	504196	3354495042	Corona Premier 12/12B	3.00	2.00	1.00
197	1	829980	8992433125	Yuengling Golden Pilsner 12/12B	2.00	2.00	1.00
198	1	781738	1820020082	Michelob Ultra Pure Gold 6/12B	1.75	3.00	1.00
199	1	604765	3354495051	Corona Familiar 6/12B	1.75	3.00	1.00
217	1	941763	8992427898	Yuengling Traditional Lager 12/12C	3.00	2.00	1.00
218	1	941768	8992429386	Yuengling Black & Tan 12/12B	2.00	2.00	1.00
219	1	500603	7199010071	Coors 1/24C	2.67	8.00	1.00
220	1	504168	1820028443	Natural Ice 15/12C	1.50	1.00	1.00
221	1	686488	7199048045	Keystone Light 15/12C	1.50	1.00	1.00
237	1	618978	2210000412	Pabst Easy 12/12C	3.00	2.00	1.00
238	1	747473	1820020077	Natural Light 15/12C	3.50	1.00	1.00
239	1	662736	85909300246	SixPoint Resin 6/12C	2.00	3.00	1.00
240	1	760663	63027946506	Victory Golden Monkey 6/12B	1.75	3.00	1.00
241	1	908730	8769227102	Samuel Adams Cherry Wht 6/12B	1.75	3.00	1.00
257	1	651316	1820014991	Bud Light Lime 6/12B	1.75	3.00	1.00



SSNY 0574 SETAUKET



32' COLD

PLANOGRAM BACKING TABLE

C:\Stop&Shop\New York\2018\2018 Resets\Project Shore\Wave 1\SSNY 0574 SETAUKET 158 RTE. 25A .PSA

Planogram: 574 Cold

Segment #3 : Shelf #5 DEPTH: 27 in WIDTH: 48 in DISTANCE FROM TOP OF BASE SHELF TO BOTTOM OF SHELF: 12.00 in

POS	#	FAC	S&S ID	UPC	NAME	CASES	CAPACITY	UNITS	HIGH
64	1		989542	1820053308	Bud Light 18/12B	5.00	3.00		2.00
65	1		903845	7199000048	Coors Light 12/12C	3.00	6.00		3.00
66	1		951584	7199030017	Coors Light 18/12C	3.00	3.00		3.00
85	1		929856	3410057509	Miller Lite 12/12B	2.00	4.00		2.00
86	1		982484	3410057256	Miller Lite 18/12B	2.00	2.00		2.00
87	1		941764	8992427896	Yuengling Traditional Lager 12/12B	5.00	6.00		2.00

Segment #3 : Shelf #4 DEPTH: 24 in WIDTH: 48 in DISTANCE FROM TOP OF BASE SHELF TO BOTTOM OF SHELF: 32.00 in

POS	#	FAC	S&S ID	UPC	NAME	CASES	CAPACITY	UNITS	HIGH
62	1		989542	1820053308	Bud Light 18/12B	5.00	1.00		1.00
63	1		903844	7199031600	Coors Light 24/12C	4.00	4.00		2.00
83	1		500593	3410057306	Miller Lite 24/12C	4.00	4.00		2.00
84	1		941763	8992427898	Yuengling Traditional Lager 12/12C	3.00	4.00		2.00

Segment #3 : Shelf #3 DEPTH: 24 in WIDTH: 48 in DISTANCE FROM TOP OF BASE SHELF TO BOTTOM OF SHELF: 44.00 in

POS	#	FAC	S&S ID	UPC	NAME	CASES	CAPACITY	UNITS	HIGH
60	1		989542	1820053308	Bud Light 18/12B	5.00	1.00		1.00
61	2		907841	7199030078	Coors Light 18/12B	2.00	2.00		1.00
81	1		964599	3410057340	Miller Lite 18/12C	6.00	6.00		2.00
82	1		941761	8992423040	Yuengling Light Lager 12/12B	1.00	2.00		1.00

Segment #3 : Shelf #2 DEPTH: 24 in WIDTH: 48 in DISTANCE FROM TOP OF BASE SHELF TO BOTTOM OF SHELF: 55.00 in

POS	#	FAC	S&S ID	UPC	NAME	CASES	CAPACITY	UNITS	HIGH
57	1		938355	1820000769	Bud Light 12/12B	2.00	2.00		1.00
58	1		903842	7199030005	Coors Light 6/12B	1.00	4.00		1.00
59	1		929400	7199030069	Coors Light 12/12B	1.00	2.00		1.00
78	1		902474	3410057505	Miller Lite 6/12B	1.00	4.00		1.00
79	1		912853	3410057636	Miller Lite 12/12C	2.00	4.00		2.00
80	1		941768	8992429386	Yuengling Black & Tan 12/12B	2.00	2.00		1.00

Segment #3 : Shelf #1 DEPTH: 24 in WIDTH: 48 in DISTANCE FROM TOP OF BASE SHELF TO BOTTOM OF SHELF: 66.00 in

POS	#	FAC	S&S ID	UPC	NAME	CASES	CAPACITY	UNITS	HIGH
54	1		901640	1820000106	Bud Light 6/12C	2.00	8.00		2.00
55	1		600455	7199017028	Coors 6/12B	1.00	4.00		1.00
56	3		500603	7199010071	Coors 1/24C	2.67	24.00		1.00
75	2		971800	7199030065	Coors Light 1/24C	1.33	16.00		1.00
76	1		903843	7199000008	Coors Light 6/12C	2.00	8.00		2.00
77	1		941769	8992495432	Yuengling Black & Tan 6/12B	1.00	4.00		1.00

Segment #5 : Shelf #5 DEPTH: 27 in WIDTH: 48 in DISTANCE FROM TOP OF BASE SHELF TO BOTTOM OF SHELF: 12.00 in



SSNY 0574 SETAUKET



32' COLD

PLANOGRAM BACKING TABLE

C:\Stop&Shop\New York\2018\2018 Resets\Project Shore\Wave 1\SSNY 0574 SETAUKET 158 RTE. 25A .PSA

Planogram: 574 Cold

POS	# FAC	S&S ID	UPC	NAME	CASES	CAPACITY	UNITS HIGH
109	1	941764	8992427896	Yuengling Traditional Lager 12/12B	5.00	4.00	2.00
110	1	928147	1820096721	Michelob Ultra 18/12C SC	5.00	5.00	3.00
111	1	979653	1820005990	Michelob Ultra 12/12B	3.00	4.00	2.00
132	1	990031	8066095757	Modelo 12/12B	2.00	4.00	2.00
133	1	504196	3354495042	Corona Premier 12/12B	3.00	4.00	2.00
134	1	921681	8066095615	Corona Extra 12/12B	6.00	4.00	2.00

Segment #5 : Shelf #4 DEPTH: 24 in WIDTH: 48 in DISTANCE FROM TOP OF BASE SHELF TO BOTTOM OF SHELF: 33.00 in

POS	# FAC	S&S ID	UPC	NAME	CASES	CAPACITY	UNITS HIGH
106	1	941766	8992427891	Yuengling Traditional Lager 6/12B	1.00	4.00	1.00
107	1	979654	1820005989	Michelob Ultra 6/12B	1.00	4.00	1.00
108	1	979653	1820005990	Michelob Ultra 12/12B	3.00	2.00	1.00
129	1	558614	8066095715	Modelo 12/12C	2.00	4.00	2.00
130	1	647005	8066095695	Corona Extra 12/12C	2.00	4.00	2.00
131	1	921681	8066095615	Corona Extra 12/12B	6.00	2.00	1.00

Segment #5 : Shelf #3 DEPTH: 24 in WIDTH: 48 in DISTANCE FROM TOP OF BASE SHELF TO BOTTOM OF SHELF: 44.00 in

POS	# FAC	S&S ID	UPC	NAME	CASES	CAPACITY	UNITS HIGH
103	1	829980	8992433125	Yuengling Golden Pilsner 12/12B	2.00	2.00	1.00
104	1	781738	1820020082	Michelob Ultra Pure Gold 6/12B	1.75	4.00	1.00
105	1	932785	8382056793	Red Stripe 6/12B	1.00	4.00	1.00
126	1	500443	8066095765	Modelo 6/12B	1.00	4.00	1.00
127	1	604765	3354495051	Corona Familiar 6/12B	1.75	4.00	1.00
128	1	907195	8066095605	Corona Extra 6/12B	2.00	4.00	1.00

Segment #5 : Shelf #2 DEPTH: 24 in WIDTH: 48 in DISTANCE FROM TOP OF BASE SHELF TO BOTTOM OF SHELF: 55.00 in

POS	# FAC	S&S ID	UPC	NAME	CASES	CAPACITY	UNITS HIGH
100	1	936802	7199076400	George Killian's Irish Red 12/12B	1.00	2.00	1.00
101	1	571900	1820018992	Bud Light Platinum 12/12B	1.00	2.00	1.00
102	1	647051	1820014990	Bud Light Lime 12/12B	1.00	2.00	1.00
124	1	968424	7231123012	Dos Equis Lager 12/12B	1.00	2.00	1.00
125	2	647050	1820012998	Land Shark Lager 12/12B	2.00	4.00	1.00

Segment #5 : Shelf #1 DEPTH: 24 in WIDTH: 48 in DISTANCE FROM TOP OF BASE SHELF TO BOTTOM OF SHELF: 66.00 in

POS	# FAC	S&S ID	UPC	NAME	CASES	CAPACITY	UNITS HIGH
97	1	912503	7199070002	George Killian's Irish Red 6/12B	1.00	4.00	1.00
98	1	683605	1820018993	Bud Light Platinum 6/12B	1.00	4.00	1.00
99	1	651316	1820014991	Bud Light Lime 6/12B	1.75	4.00	1.00
121	1	945846	7231163021	Sol 6/12B	1.75	4.00	1.00
122	2	923035	8797502650	Sapporo Draft 1/22C	1.33	16.00	1.00
123	3	921524	7089701331	Fosters Lager 1/25C	1.75	21.00	1.00



SSNY 0574 SETAUKET



32' COLD

PLANOGRAM BACKING TABLE

C:\Stop&Shop\New York\2018\2018 Resets\Project Shore\Wave 1\SSNY 0574 SETAUKET 158 RTE. 25A .PSA

Planogram: 574 Cold

Segment #7 : Shelf #5 DEPTH: 27 in WIDTH: 48 in DISTANCE FROM TOP OF BASE SHELF TO BOTTOM OF SHELF: 12.00 in

POS	# FAC	S&S ID	UPC	NAME	CASES	CAPACITY	UNITS HIGH
153	1	921681	8066095615	Corona Extra 12/12B	6.00	4.00	2.00
154	2	923110	8066095675	Corona Light 12/12B	6.00	8.00	2.00
175	1	927164	7289000016	Heineken 12/12B	4.50	6.00	2.00
176	1	912731	7289000020	Heineken 12/12C	4.00	8.00	4.00
177	1	926795	7289000159	Heineken Premium Light 12/12B	2.00	4.00	2.00

Segment #7 : Shelf #4 DEPTH: 24 in WIDTH: 48 in DISTANCE FROM TOP OF BASE SHELF TO BOTTOM OF SHELF: 33.00 in

POS	# FAC	S&S ID	UPC	NAME	CASES	CAPACITY	UNITS HIGH
151	1	921681	8066095615	Corona Extra 12/12B	6.00	2.00	1.00
152	2	923110	8066095675	Corona Light 12/12B	6.00	4.00	1.00
172	1	927164	7289000016	Heineken 12/12B	4.50	3.00	1.00
173	1	905902	7289000011	Heineken 6/12B	1.00	4.00	1.00
174	1	926797	7289000158	Heineken Premium Light 6/12B	1.00	4.00	1.00

Segment #7 : Shelf #3 DEPTH: 24 in WIDTH: 48 in DISTANCE FROM TOP OF BASE SHELF TO BOTTOM OF SHELF: 44.00 in

POS	# FAC	S&S ID	UPC	NAME	CASES	CAPACITY	UNITS HIGH
149	1	907195	8066095605	Corona Extra 6/12B	2.00	4.00	1.00
150	2	914952	8066095625	Corona Light 6/12B	2.00	8.00	1.00
169	1	921118	7289010016	Amstel Light 12/12B	2.50	3.00	1.00
170	1	921118	7289010016	Amstel Light 12/12B	2.50	2.00	1.00
171	1	777931	7861500016	Stella Artois 12/11C	2.00	4.00	1.00

Segment #7 : Shelf #2 DEPTH: 24 in WIDTH: 48 in DISTANCE FROM TOP OF BASE SHELF TO BOTTOM OF SHELF: 55.00 in

POS	# FAC	S&S ID	UPC	NAME	CASES	CAPACITY	UNITS HIGH
146	1	511492	8982690033	Tecate 12/12C	3.00	4.00	2.00
147	1	944904	8382010401	Guinness Draught 6/11B	1.00	4.00	1.00
148	1	939304	8382010403	Guinness Draught 12/11B	2.00	2.00	1.00
166	1	869160	8382012393	Guinness Extra Stout 6/11B	1.25	5.00	1.00
167	1	934048	8834510005	Newcastle Brown Ale 6/12B	1.00	4.00	1.00
168	1	923240	8248812300	Becks 12/12B	3.50	3.00	1.00

Segment #7 : Shelf #1 DEPTH: 24 in WIDTH: 48 in DISTANCE FROM TOP OF BASE SHELF TO BOTTOM OF SHELF: 66.00 in

POS	# FAC	S&S ID	UPC	NAME	CASES	CAPACITY	UNITS HIGH
144	2	934885	8382012360	Guinness Draught 4/15C	1.33	8.00	1.00
145	2	946134	8382012368	Guinness Draught 8/15C	3.33	8.00	1.00
164	1	653853	8382018132	Guinness Blonde 6/12B	1.00	4.00	1.00
165	1	636268	18195400002	Peroni Nastro Azzuro 6/12B	1.00	4.00	1.00

Segment #9 : Shelf #5 DEPTH: 27 in WIDTH: 48 in DISTANCE FROM TOP OF BASE SHELF TO BOTTOM OF SHELF: 12.00 in



SSNY 0574 SETAUKET



32' COLD

PLANOGRAM BACKING TABLE

C:\Stop&Shop\New York\2018\2018 Resets\Project Shore\Wave 1\SSNY 0574 SETAUKET 158 RTE. 25A .PSA

Planogram: 574 Cold

POS	# FAC	S&S ID	UPC	NAME	CASES	CAPACITY	UNITS HIGH
194	2	945607	78615000014	Stella Artois 12/11B	6.00	8.00	2.00
195	2	950646	85389700227	Spiked Seltzer Variety Pack 12/12C SC	9.00	18.00	3.00
214	1	906584	8200078142	Smirnoff Spk Seltzer Mixed Pack 12/12C	5.50	9.00	3.00
215	1	613872	63598512998	Mikes Hard Variety Pack 12/11B	2.00	4.00	2.00
216	1	517638	63598526042	Mikes HARDER Variety 8/16C	2.67	6.00	3.00

Segment #9 : Shelf #4 DEPTH: 24 in WIDTH: 48 in DISTANCE FROM TOP OF BASE SHELF TO BOTTOM OF SHELF: 33.00 in

POS	# FAC	S&S ID	UPC	NAME	CASES	CAPACITY	UNITS HIGH
192	2	945607	78615000014	Stella Artois 12/11B	6.00	4.00	1.00
193	2	906654	63598554890	White Claw Variety Pk HrdSeltzer 12/12C	4.00	6.00	1.00
211	1	813442	3354495076	Svedka Seltzer 12/12C	2.50	3.00	1.00
212	1	933082	63598510062	Mikes Hard Lemonade 6/11B	1.00	4.00	1.00
213	1	549378	1820020993	Bud Light Lime Straw-Ber-Rita 12/8C	1.50	3.00	1.00

Segment #9 : Shelf #3 DEPTH: 24 in WIDTH: 48 in DISTANCE FROM TOP OF BASE SHELF TO BOTTOM OF SHELF: 44.00 in

POS	# FAC	S&S ID	UPC	NAME	CASES	CAPACITY	UNITS HIGH
190	2	918029	78615000001	Stella Artois 6/11B	2.00	8.00	1.00
191	2	904603	8769200424	Truly Spiked Spkkg Mix Pack 12/12C	3.00	6.00	1.00
208	1	926325	8200072908	Smirnoff Ice Party Pack 12/11B	1.00	2.00	1.00
209	1	991880	63598506074	Mikes Hard Seasonal 6/11B	1.00	4.00	1.00
210	1	624501	1820022992	Bud Light Lime-A-Rita Seasonal 12/8C	1.50	3.00	1.00

Segment #9 : Shelf #2 DEPTH: 24 in WIDTH: 48 in DISTANCE FROM TOP OF BASE SHELF TO BOTTOM OF SHELF: 55.00 in

POS	# FAC	S&S ID	UPC	NAME	CASES	CAPACITY	UNITS HIGH
188	2	923240	8248812300	Becks 12/12B	3.50	4.00	1.00
189	1	902386	3410051660	Henry's Hard Sprkng Variety Pack 12/12C	2.50	3.00	1.00
204	1	591899	8769200686	Truly Spiked Spkkg Berry Variety 12/12C	2.50	3.00	1.00
205	1	520244	8043280290	Seagram's Escapes Variety Pack 12/11B	1.00	2.00	1.00
206	1	613873	63598506744	Mikes Hard Black Cherry Lemonade 6/11B	1.00	4.00	1.00
207	1	636622	3410000342	Redd's Wicked Apple 12/10C	1.50	3.00	1.00

Segment #9 : Shelf #1 DEPTH: 24 in WIDTH: 48 in DISTANCE FROM TOP OF BASE SHELF TO BOTTOM OF SHELF: 66.00 in

POS	# FAC	S&S ID	UPC	NAME	CASES	CAPACITY	UNITS HIGH
185	1	983780	78615000036	Hoegaarden 6/11B	1.00	4.00	1.00
186	1	906797	8248812345	Becks 6/12B	1.00	4.00	1.00
187	1	679226	4257204006	Schofferhofer Grapefrt Hefewzn 6/11B	1.00	4.00	1.00
200	1	911679	8769283102	Twisted Tea 6/12B	1.00	4.00	1.00
201	1	963992	8769275102	Twisted Tea Half & Half 6/12B	1.75	4.00	1.00
202	1	581214	61300874833	Arnold Palmer Spiked Half & Half 6/12C	2.25	6.00	2.00
203	1	549028	3410008716	Redd's Apple Ale 6/12B	1.00	4.00	1.00



SSNY 0574 SETAUKET



32' COLD

PLANOGRAM BACKING TABLE

C:\Stop&Shop\New York\2018\2018 Resets\Project Shore\Wave 1\SSNY 0574 SETAUKET 158 RTE. 25A .PSA

Planogram: 574 Cold

Segment #11 : Shelf #5 DEPTH: 27 in WIDTH: 48 in DISTANCE FROM TOP OF BASE SHELF TO BOTTOM OF SHELF: 12.00 in

POS	# FAC	S&S ID	UPC	NAME	CASES	CAPACITY	UNITS HIGH
234	1	549416	8769200017	Angry Orchard Variety Pack 12/12B	2.00	4.00	2.00
235	1	506271	8769200033	Angry Orchard Crisp Apple 12/12B	2.00	4.00	2.00
236	1	991894	1820015981	Shock Top Belgian White Ale 12/12B	2.00	4.00	2.00
254	1	953443	7199009516	Blue Moon Belgian White Ale 12/12B	2.00	4.00	2.00
255	1	549429	3410051607	Leinenkugel Seasonal Shandy 12/12B	2.00	4.00	2.00
256	1	662734	64286090024	Founders All Day IPA 15/12C	4.00	8.00	4.00

Segment #11 : Shelf #4 DEPTH: 24 in WIDTH: 48 in DISTANCE FROM TOP OF BASE SHELF TO BOTTOM OF SHELF: 33.00 in

POS	# FAC	S&S ID	UPC	NAME	CASES	CAPACITY	UNITS HIGH
231	1	863258	8769200149	Angry Orchard Green Apple 6/12B	1.00	4.00	1.00
232	1	547660	8769282102	Angry Orchard Crisp Apple 6/12B	1.00	4.00	1.00
233	1	824382	1820028156	Shock Top Belgian White Ale 15/12C	1.00	2.00	2.00
251	1	957545	7199009511	Blue Moon Belgian White Ale 6/12B	1.00	4.00	1.00
252	1	675664	73692011712	Goose Island Seasonal Sampler 15/12C	1.50	2.00	2.00
253	1	824352	73692011651	Goose Island India Pale Ale 15/12C	1.50	2.00	2.00

Segment #11 : Shelf #3 DEPTH: 24 in WIDTH: 48 in DISTANCE FROM TOP OF BASE SHELF TO BOTTOM OF SHELF: 44.00 in

POS	# FAC	S&S ID	UPC	NAME	CASES	CAPACITY	UNITS HIGH
228	1	517512	8769200660	Angry Orchard Rose 6/12B	1.75	4.00	1.00
229	1	778259	1820024001	Stella Artois Cidre 6/12B	1.00	4.00	1.00
230	1	530441	1820017991	Shock Top Sampler 12/12B	1.00	2.00	1.00
248	1	651473	7199009554	Blue Moon Brewmaster's Sampler 12/12B	1.00	2.00	1.00
249	1	565848	73692011118	Goose Island Seasonal 6/12B	1.00	4.00	1.00
250	1	565850	73692011132	Goose Island India Pale Ale 6/12B	1.00	4.00	1.00

Segment #11 : Shelf #2 DEPTH: 24 in WIDTH: 48 in DISTANCE FROM TOP OF BASE SHELF TO BOTTOM OF SHELF: 55.00 in

POS	# FAC	S&S ID	UPC	NAME	CASES	CAPACITY	UNITS HIGH
225	1	697779	8834510201	Strongbow Rose Apple Cider 6/11B	2.00	5.00	1.00
226	1	636382	8834510151	Strongbow Gold Hard Cider 6/11B	1.25	5.00	1.00
227	1	651470	1820013986	Shock Top Belgian White Ale 6/12B	1.00	4.00	1.00
245	1	647022	7199009536	Blue Moon Seasonal 12/12B	1.00	2.00	1.00
246	1	549428	3410051605	Leinenkugel Seasonal Shandy 6/12B	1.00	4.00	1.00
247	1	571368	67243800024	Ballast Point Sculpin IPA 6/12B	1.00	4.00	1.00

Segment #11 : Shelf #1 DEPTH: 24 in WIDTH: 48 in DISTANCE FROM TOP OF BASE SHELF TO BOTTOM OF SHELF: 66.00 in

POS	# FAC	S&S ID	UPC	NAME	CASES	CAPACITY	UNITS HIGH
222	1	798352	64499613688	Wolffer No 139 Dry Rose Cider 4/12B	999999...	4.00	1.00
223	1	642577	9200002000	Small Town Not Your Fathers RtBr 6/12B	1.00	4.00	1.00
224	1	500839	70277008101	Omission Lager 6/12B	1.00	4.00	1.00
242	1	941941	7199009532	Blue Moon Seasonal 6/12B	1.00	4.00	1.00



SSNY 0574 SETAUKET



32' COLD

PLANOGRAM BACKING TABLE

C:\Stop&Shop\New York\2018\2018 Resests\Project Shore\Wave 1\SSNY 0574 SETAUKET 158 RTE. 25A .PSA

Planogram: 574 Cold

243	1	549421	8857333101	Shiner Bock 6/12B	1.75	4.00	1.00
244	1	755244	78624311990	Flying Dog Raging Btch Belgn Ale 6/12B	1.00	4.00	1.00

Segment #13 : Shelf #5 DEPTH: 27 in WIDTH: 48 in DISTANCE FROM TOP OF BASE SHELF TO BOTTOM OF SHELF: 12.00 in

POS	# FAC	S&S ID	UPC	NAME	CASES	CAPACITY	UNITS HIGH
271	1	982195	8378337512	Sierra Nevada Pale Ale 12/12B	2.00	4.00	2.00
272	1	624598	72383010009	Lagunitas IPA 12/12B	2.00	4.00	2.00
273	1	950147	4182700012	Harpoon Mix Pack 12/12B	2.00	4.00	2.00
287	1	683999	75452700024	New Belgium Fat Tire Amber Ale 12/12B	2.00	4.00	2.00
288	1	936409	8769229103	Samuel Adams Ssnl Variety-Mix Pk 12/12B	2.00	4.00	2.00
289	1	960525	8769201103	Samuel Adams Seasonal 12/12B	2.00	4.00	2.00

Segment #13 : Shelf #4 DEPTH: 24 in WIDTH: 48 in DISTANCE FROM TOP OF BASE SHELF TO BOTTOM OF SHELF: 33.00 in

POS	# FAC	S&S ID	UPC	NAME	CASES	CAPACITY	UNITS HIGH
268	1	634568	8378322812	Sierra Nevada Seasonal 12/12B	1.00	2.00	1.00
269	1	580992	72383000009	Lagunitas IPA 6/12B	1.00	4.00	1.00
270	1	961362	4182700712	Harpoon IPA 12/12B	1.00	2.00	1.00
284	1	598378	75452700201	New Belgium Variety Pack 12/12B	1.00	2.00	1.00
285	1	565847	8769200004	Samuel Adams Seasonal Select 6/12B	1.00	4.00	1.00
286	1	987836	8769230050	Samuel Adams Seasonal 6/12B	1.00	4.00	1.00

Segment #13 : Shelf #3 DEPTH: 24 in WIDTH: 48 in DISTANCE FROM TOP OF BASE SHELF TO BOTTOM OF SHELF: 44.00 in

POS	# FAC	S&S ID	UPC	NAME	CASES	CAPACITY	UNITS HIGH
265	1	923236	8378337521	Sierra Nevada Pale Ale 6/12B	1.00	4.00	1.00
266	1	762425	72383000020	Lagunitas A Little Sumpin Sumpin 6/12B	1.00	4.00	1.00
267	1	581045	63625177612	Stone IPA 6/12B	1.00	4.00	1.00
281	1	688596	75452700716	New Belgium Fat Tire Belgn White 6/12B	1.75	4.00	1.00
282	1	958061	8769210014	Samuel Adams Boston Lgr 12/12B	1.50	3.00	1.00
283	1	816954	8769200673	Samuel Adams Sam 76 6/12C	2.25	6.00	2.00

Segment #13 : Shelf #2 DEPTH: 24 in WIDTH: 48 in DISTANCE FROM TOP OF BASE SHELF TO BOTTOM OF SHELF: 55.00 in

POS	# FAC	S&S ID	UPC	NAME	CASES	CAPACITY	UNITS HIGH
262	1	506213	79603011496	Kona Big Wave Golden Ale 6/12B	1.00	4.00	1.00
263	1	581890	79603081491	Kona Hanalei Island IPA 6/12B	1.00	4.00	1.00
264	1	636462	79603061493	Kona Island Hopper Variety 12/12B	1.00	2.00	1.00
278	1	547683	75452700022	New Belgium Fat Tire Amber Ale 6/12B	1.00	4.00	1.00
279	1	908730	8769227102	Samuel Adams Cherry Wht 6/12B	1.75	4.00	1.00
280	1	902700	8769210012	Samuel Adams Boston Lgr 6/12B	1.00	4.00	1.00

Segment #13 : Shelf #1 DEPTH: 24 in WIDTH: 48 in DISTANCE FROM TOP OF BASE SHELF TO BOTTOM OF SHELF: 66.00 in

POS	# FAC	S&S ID	UPC	NAME	CASES	CAPACITY	UNITS HIGH
258	1	545607	63848900029	Dogfish Head 60 Minute IPA 6/12B	1.00	4.00	1.00



SSNY 0574 SETAUKET



32' COLD

PLANOGRAM BACKING TABLE

C:\Stop&Shop\New York\2018\2018 Resets\Project Shore\Wave 1\SSNY 0574 SETAUKET 158 RTE. 25A .PSA

Planogram: 574 Cold

259	1	902387	64286015024	Founders All Day IPA 6/12C	2.25	6.00	2.00
260	1	964642	64286015031	Founders Solid Gold 6/12C	2.25	6.00	2.00
261	1	565532	85961200102	21st Seasonal 6/12C	1.50	6.00	2.00
274	1	565535	85961200103	21st Brew Free or Die IPA 6/12C	1.50	6.00	2.00
275	1	580986	81994200003	Oskar Blues Dale's Pale Ale 6/12C	1.50	6.00	2.00
276	1	760663	63027946506	Victory Golden Monkey 6/12B	1.75	4.00	1.00
277	1	965675	79837312602	Magic Hat #9 6/12B	1.00	4.00	1.00

Segment #15 : Shelf #5 DEPTH: 27 in WIDTH: 48 in DISTANCE FROM TOP OF BASE SHELF TO BOTTOM OF SHELF: 12.00 in

POS	# FAC	S&S ID	UPC	NAME	CASES	CAPACITY	UNITS HIGH
303	1	675685	68174500134	Blue Point Toasted Lager 18/12C	6.00	5.00	3.00
304	1	675665	68174500145	Blue Point Seasonal 18/12C	6.00	5.00	3.00
305	1	520248	68174521122	Blue Point Variety 12/12B	2.00	4.00	2.00
318	1	971937	0946808164	Saranac Adirondack Trail Mix 12/12B	2.00	4.00	2.00
319	1	947837	0945010124	Saranac Seasonal 12/12B	3.00	4.00	2.00
320	1	947837	7167007106	Saranac Twelve Beers 12/12B	2.00	4.00	2.00

Segment #15 : Shelf #4 DEPTH: 24 in WIDTH: 48 in DISTANCE FROM TOP OF BASE SHELF TO BOTTOM OF SHELF: 33.00 in

POS	# FAC	S&S ID	UPC	NAME	CASES	CAPACITY	UNITS HIGH
300	1	580990	68174511112	Blue Point Toasted Lager 6/12B	1.00	4.00	1.00
301	1	925202	68174511118	Blue Point Seasonal 6/12B	1.00	4.00	1.00
302	1	813036	3061300058	Brooklyn Seasonal 12/12B	2.00	2.00	1.00
315	1	751861	3061300071	Brooklyn Variety Pack 12/12B	1.00	2.00	1.00
316	1	636438	88715100094	Coney Island Mermaid Pilsner 6/12B	1.00	4.00	1.00
317	1	662732	85114800506	Great South Bay Seasonal 6/12B	1.00	4.00	1.00

Segment #15 : Shelf #3 DEPTH: 24 in WIDTH: 48 in DISTANCE FROM TOP OF BASE SHELF TO BOTTOM OF SHELF: 44.00 in

POS	# FAC	S&S ID	UPC	NAME	CASES	CAPACITY	UNITS HIGH
297	1	632439	68174511130	Blue Point Blueberry Ale 6/12B	1.75	4.00	1.00
298	1	713472	68174511102	Blue Point Hoptical Illusion 6/12B	1.75	4.00	1.00
299	1	966212	3061300001	Brooklyn Lager 6/12B	1.00	4.00	1.00
312	1	713240	3061300053	Brooklyn Seasonal 6/12B	1.00	4.00	1.00
313	1	517504	88715100418	Coney Island Merman 6pk	1.75	4.00	1.00
314	1	662731	85114800500	Great South Bay Blood Orange 6/12B	1.75	4.00	1.00

Segment #15 : Shelf #2 DEPTH: 24 in WIDTH: 48 in DISTANCE FROM TOP OF BASE SHELF TO BOTTOM OF SHELF: 55.00 in

POS	# FAC	S&S ID	UPC	NAME	CASES	CAPACITY	UNITS HIGH
294	1	636563	85909300244	SixPoint The Crisp 6/12C	1.25	5.00	1.00
295	1	636565	85909300243	SixPoint Bengali 6/12C	1.25	5.00	1.00
296	1	662736	85909300246	SixPoint Resin 6/12C	2.00	5.00	1.00
309	1	930898	85998900522	Greenport Harbor Seasonal 6/12B	1.75	4.00	1.00
310	1	937126	85998900516	Greenport Harbor Otherside IPA 6/12B	1.75	4.00	1.00
311	1	930901	85998900504	Greenport Harbor Harbor Ale 6/12B	1.00	4.00	1.00



SSNY 0574 SETAUKET



32' COLD

PLANOGRAM BACKING TABLE

C:\Stop&Shop\New York\2018\2018 Resets\Project Shore\Wave 1\SSNY 0574 SETAUKET 158 RTE. 25A .PSA

Planogram: 574 Cold

Segment #15 : Shelf #1 DEPTH: 24 in WIDTH: 48 in DISTANCE FROM TOP OF BASE SHELF TO BOTTOM OF SHELF: 66.00 in

POS	# FAC	S&S ID	UPC	NAME	CASES	CAPACITY	UNITS HIGH
290	1	647042	85375900012	Southern Tier IPA 6/12B	1.75	4.00	1.00
291	1	647048	68715190007	Southampton Double White Ale 6/12B	1.75	4.00	1.00
292	1	636547	86273700002	Montauk Driftwood Ale 6/12C	2.25	6.00	2.00
293	1	984289	86907100026	Montauk Seasonal 6/12C	2.25	6.00	2.00
306	1	636544	86273700006	Montauk Summer Ale 6/12C	2.75	8.00	2.00
307	1	833718	86907100027	Montauk Wave Chaser IPA 6/12C	2.75	8.00	2.00
308	1	716843	86273700007	Montauk Session IPA 6/12C	2.25	6.00	2.00

SKUs on Planogram: 251